

US00D499177S

(12) **United States Design Patent** (10) **Patent No.:** **US D499,177 S**
Kosmider et al. (45) **Date of Patent:** **** Nov. 30, 2004**

(54) **FILTER ELEMENT HAVING OVAL SHAPE**

(75) Inventors: **Kristofer G. Kosmider**, Bloomington, MN (US); **Steven A. Johnson**, Ridgecrest, CA (US); **Thomas D. Raether**, St. Louis Park, MN (US)

(73) Assignee: **Donaldson Company, Inc.**, Minneapolis, MN (US)

(**) Term: **14 Years**

(21) Appl. No.: **29/164,772**

(22) Filed: **Jul. 31, 2002**

4,496,377 A	1/1985	Margraf	
4,504,293 A	3/1985	Gillingham et al.	
D283,621 S	4/1986	Gauer et al.	
4,661,131 A	4/1987	Howeth	
4,746,339 A	5/1988	Millard	
4,968,424 A	11/1990	Plaisier	
5,062,867 A	11/1991	Klimczak	
5,074,896 A	12/1991	Baert et al.	
5,173,098 A	12/1992	Pipkorn	
5,238,474 A	8/1993	Kahlbaugh et al.	
4,395,269 A	8/1994	Schuler	
5,730,766 A	3/1998	Clements	
D417,268 S	11/1999	Gillingham	
D421,649 S	* 3/2000	Cappuyns D23/365
D438,214 S	* 2/2001	Gieseke et al. D15/5
6,485,544 B1	* 11/2002	Ziske 95/273
D471,623 S	* 3/2003	Gieseke et al. D23/365

Related U.S. Application Data

(63) Continuation of application No. 10/145,288, filed on May 13, 2002, and a continuation of application No. 09/608,774, filed on Jun. 30, 2000, now Pat. No. 6,387,162.

(51) **LOC (7) Cl.** **23-04**

(52) **U.S. Cl.** **D23/365**

(58) **Field of Search** D23/209, 365;
210/497.01; 95/273; 55/497, 498

FOREIGN PATENT DOCUMENTS

DE	26 25 578 A1	12/1977
DE	27 44 037 A1	4/1979
GB	2 195 558 A	4/1988

* cited by examiner

Primary Examiner—Robin V. Taylor

(74) *Attorney, Agent, or Firm*—Merchant & Gould P.C.

(56) **References Cited**

U.S. PATENT DOCUMENTS

2,072,906 A	3/1937	Rosenberger
2,952,332 A	9/1960	Metro
3,131,044 A	4/1964	Springer
3,327,458 A	6/1967	Auckland
3,421,295 A	1/1969	Swift et al.
3,475,884 A	11/1969	Kulzer
3,524,304 A	8/1970	Wittemeier et al.
3,830,042 A	8/1974	MacDonnell
3,891,418 A	6/1975	Burger et al.
4,072,484 A	2/1978	Carre
4,187,091 A	2/1980	Durre et al.
4,343,632 A	8/1982	Margraf
4,345,924 A	8/1982	Margraf
4,395,269 A	7/1983	Schuler
4,415,343 A	11/1983	Margraf

(57) **CLAIM**

The ornamental design for filter element having oval shape, as shown and described.

DESCRIPTION

FIG. 1 is a perspective view of a filter element embodying our new design;
FIG. 2 is a front elevational view thereof, the rear elevational view being a mirror-image thereof;
FIG. 3 is a right elevational view thereof, the left elevational view being a mirror-image thereof; and,
FIG. 4 is a top plan view thereof.
The bottom plan view is not depicted as it is plain and unornamented.

1 Claim, 4 Drawing Sheets




FIG. 1




FIG. 2




FIG. 3




FIG. 4

