

US00D499164S

(12) **United States Design Patent**  
**Lillard et al.**

(10) **Patent No.: US D499,164 S**

(45) **Date of Patent: \*\* Nov. 30, 2004**

(54) **SCREENED BAIT KEEPER WITH HINGED LID FOR REMOVABLE INSERTION INTO LIVE WELL OF BOAT**

(76) Inventors: **Thomas F. Lillard**, 8130 Gilchrist Ave., Panama City, FL (US) 32404; **Doretta L. Lillard**, 8130 Gilchrist Ave., Panama City, FL (US) 32404

(\*\*) Term: **14 Years**

(21) Appl. No.: **29/194,066**

(22) Filed: **Nov. 20, 2003**

(51) **LOC (7) Cl.** ..... **22-05**

(52) **U.S. Cl.** ..... **D22/136**

(58) **Field of Search** ..... D22/136, 134, D22/149, 199; 43/55-57, 100, 102, 54.1; D3/260, 303-307; 206/315.11; 114/255

(56) **References Cited**

**U.S. PATENT DOCUMENTS**

2,780,887 A	*	2/1957	Cabaniss	.....	43/55
3,367,061 A		2/1968	Brandemihl et al.	.....	43/55
3,800,462 A		4/1974	Coyle	.....	43/57
4,074,651 A		2/1978	Arduser	.....	114/255
4,530,182 A	*	7/1985	Ponzo	.....	43/102
4,712,327 A		12/1987	Ross, Sr. et al.	.....	43/57

4,748,765 A		6/1988	Martin	.....	43/55
4,815,411 A		3/1989	Burgess	.....	114/255
5,357,708 A	*	10/1994	Peters et al.	.....	43/100
D451,675 S	*	12/2001	Hardy et al.	.....	D3/306
D485,329 S	*	1/2004	Haws	.....	D22/136
2002/0083638 A1	*	7/2002	Cunningham, Sr.	.....	43/54.1

\* cited by examiner

*Primary Examiner*—Catherine R. Oliver

(74) *Attorney, Agent, or Firm*—Donald R. Schoonover

(57) **CLAIM**

We claim the ornamental design for a screened bait keeper with hinged lid for removable insertion into live well of boat, as shown and described.

**DESCRIPTION**

FIG. 1 is a perspective view of a screened bait keeper with hinged lid for removable insertion into live well of boat showing our new design;


FIG. 2 is a front elevational view thereof;

FIG. 3 is a rear elevational view thereof;

FIG. 4 is a right side elevational view thereof, the left side elevational view being a mirror image thereof; and,

FIG. 5 is a top plan view thereof, the bottom plan view being identical thereto.

**1 Claim, 3 Drawing Sheets**






FIG. 1.

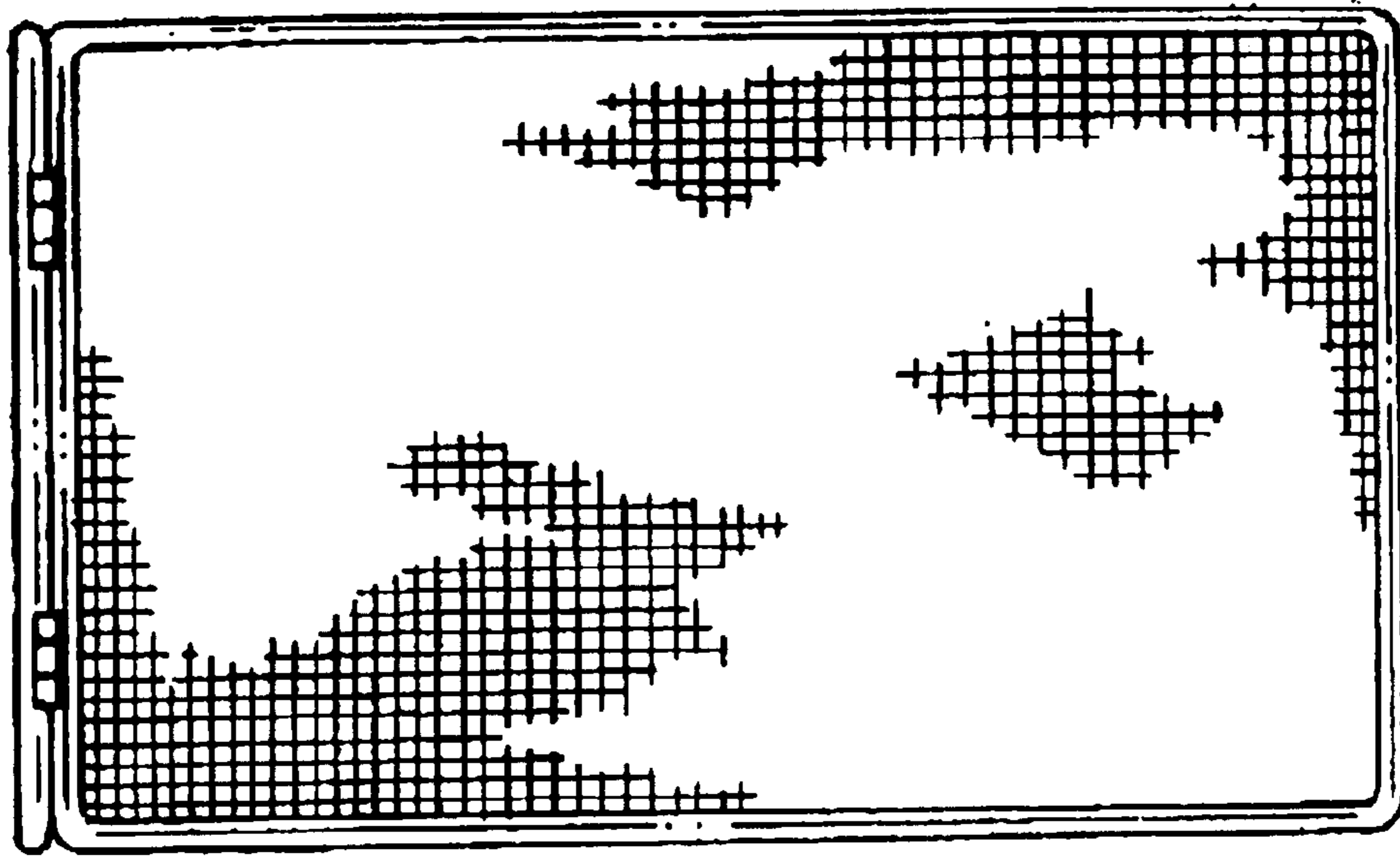


FIG. 3.




FIG. 2.

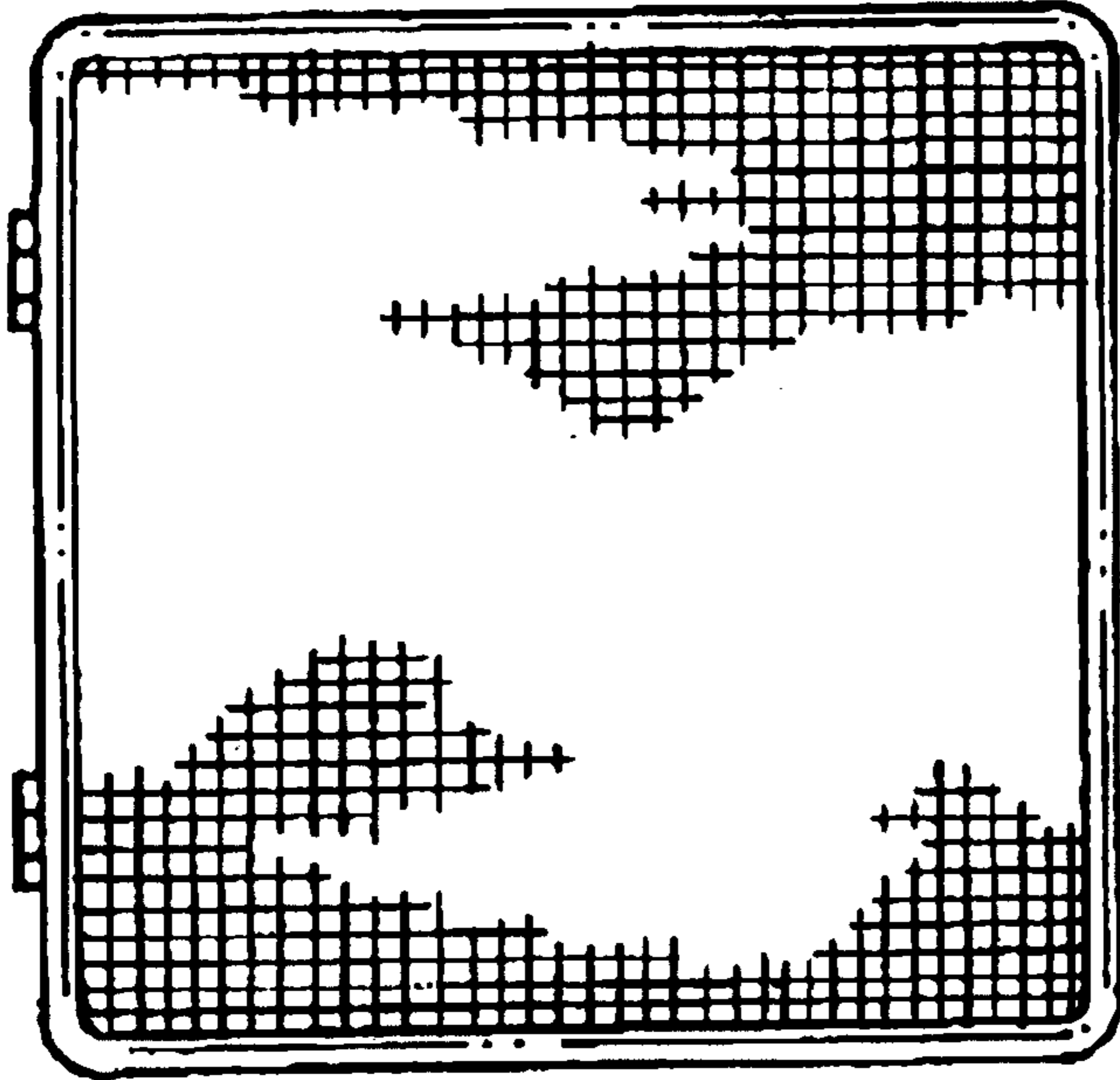


FIG. 5.

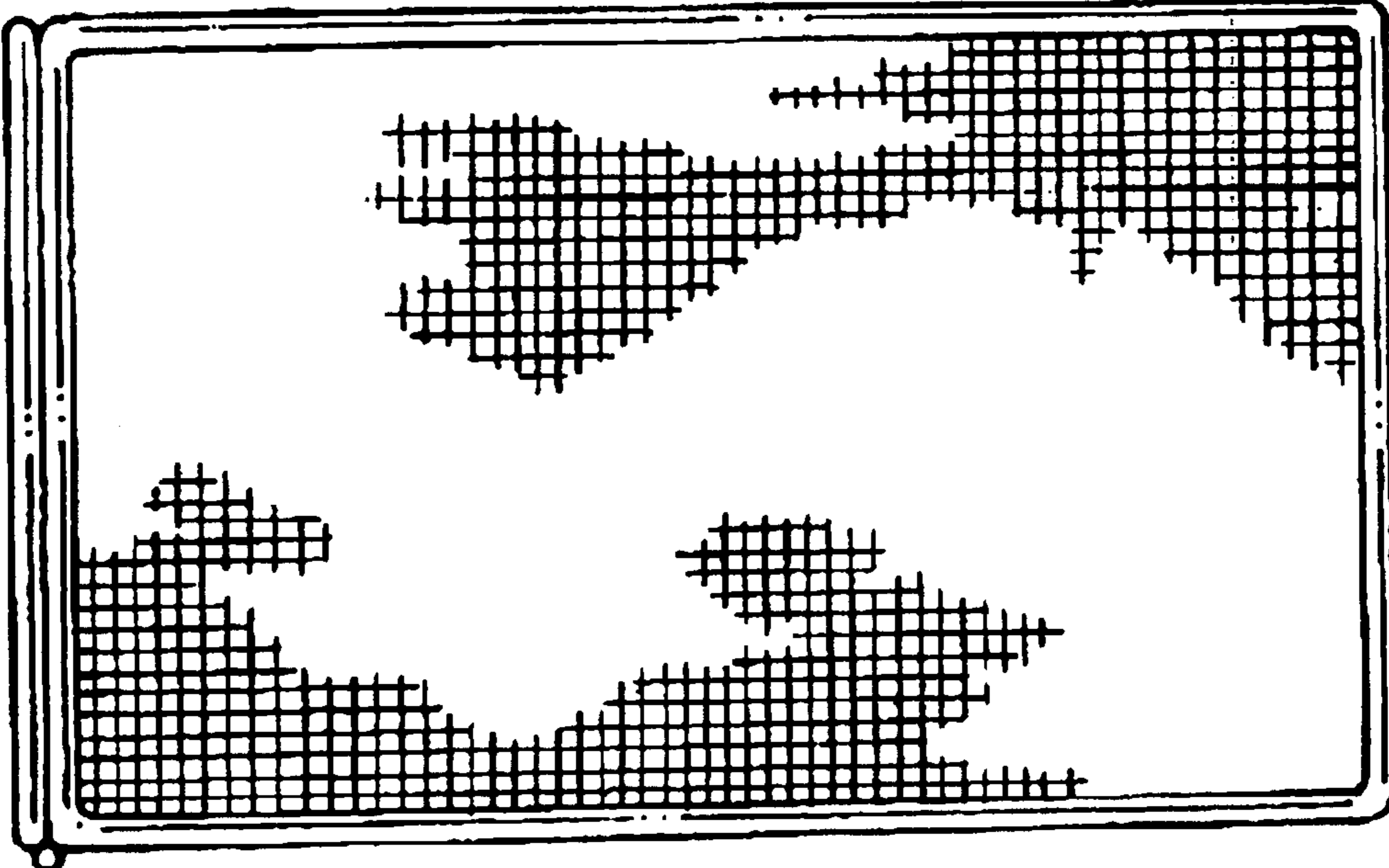


FIG. 4.