

US00D499162S

(12) **United States Design Patent**
Wernick

(10) **Patent No.:** **US D499,162 S**

(45) **Date of Patent:** **** Nov. 30, 2004**

(54) **PAIR OF EAR INSERTS**

(76) **Inventor:** **Robin Wernick**, 711 N. Alexander Ave., Royal Oak, MI (US) 48067

(**) **Term:** **14 Years**

(21) **Appl. No.:** **29/167,574**

(22) **Filed:** **Sep. 16, 2002**

(51) **LOC (7) Cl.** **21-03**

(52) **U.S. Cl.** **D21/812; D24/106**

(58) **Field of Search** D24/133, 106, D24/146, 147, 141; 606/161, 162; 604/1, 49, 540; D21/812, 420; D11/117; 446/26, 27

(56) **References Cited**

U.S. PATENT DOCUMENTS

D195,322 S * 5/1963 Hill D24/106
5,183,461 A * 2/1993 Hobbs 606/162
D346,443 S * 4/1994 Franklin D24/119

5,374,276 A * 12/1994 Lay 606/162
D372,776 S * 8/1996 Leight D24/106
6,033,417 A * 3/2000 Tseng 606/162
D432,239 S * 10/2000 Shimizu D24/133
6,146,398 A * 11/2000 Satterfield 606/162

* cited by examiner

Primary Examiner—Ian Simmons

(74) *Attorney, Agent, or Firm*—Law Offices of John Chupa & Assoc., P.C.

(57) **CLAIM**

I claim the ornamental design for a pair of ear inserts, as shown and described above.

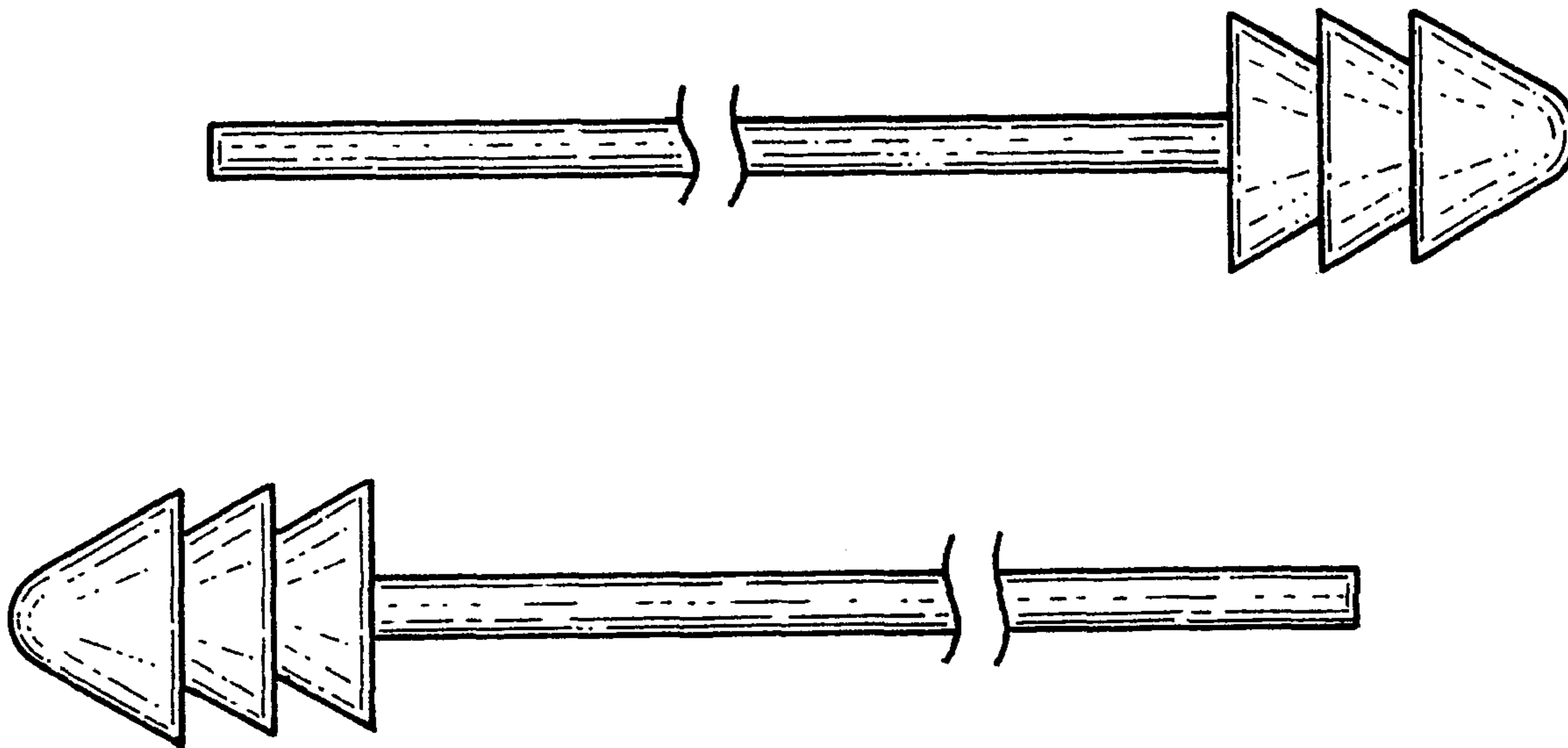
DESCRIPTION

FIG. 1 is a front view of a pair of ear inserts showing my new design;

FIG. 2 is a rear view thereof; and,

FIG. 3 is a side view thereof.

1 Claim, 1 Drawing Sheet



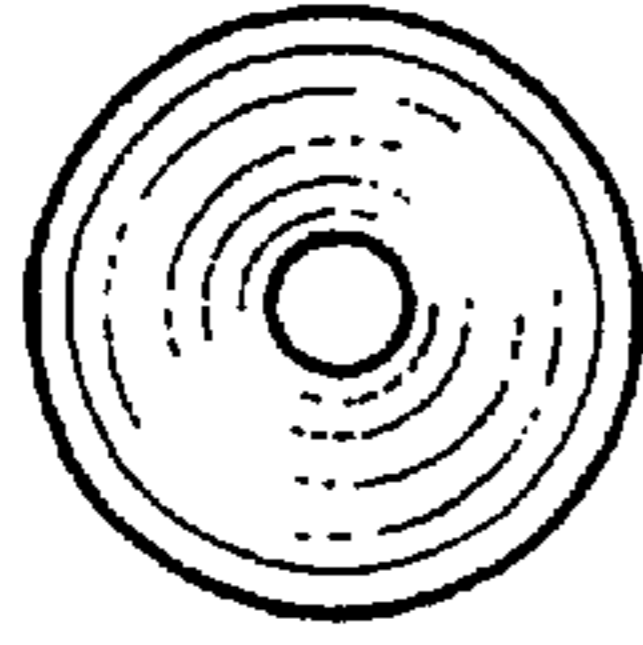


Fig. 1

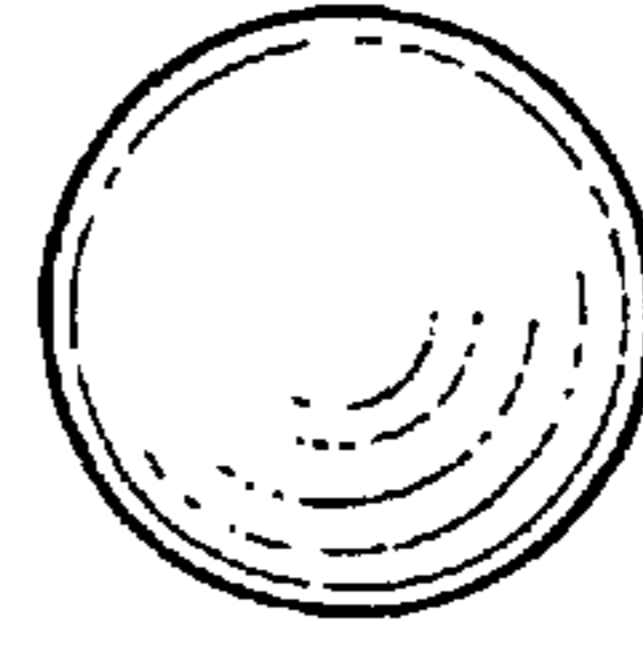


Fig. 2

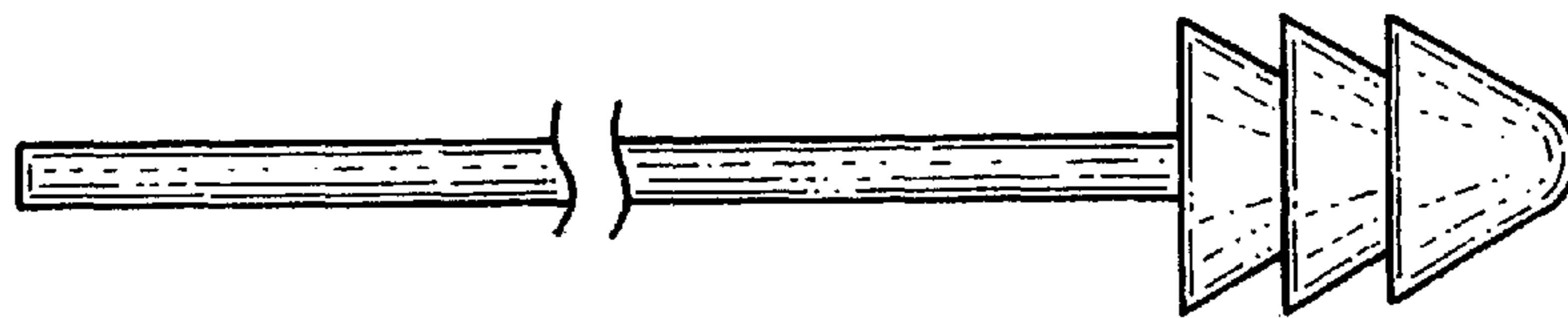
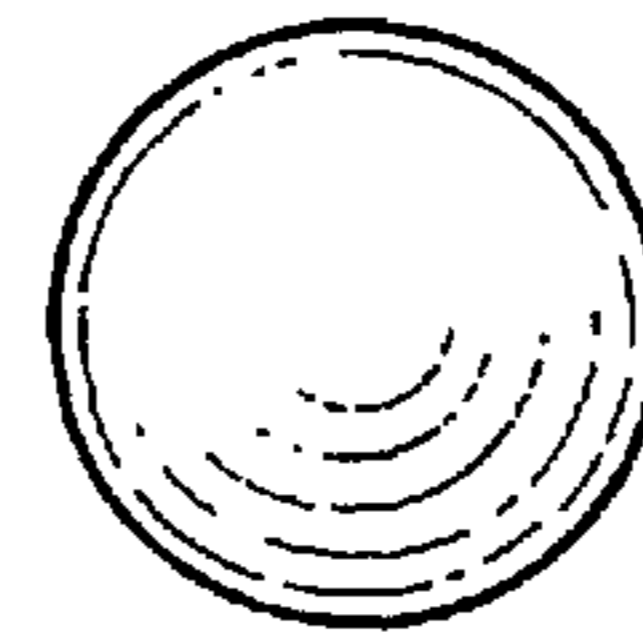
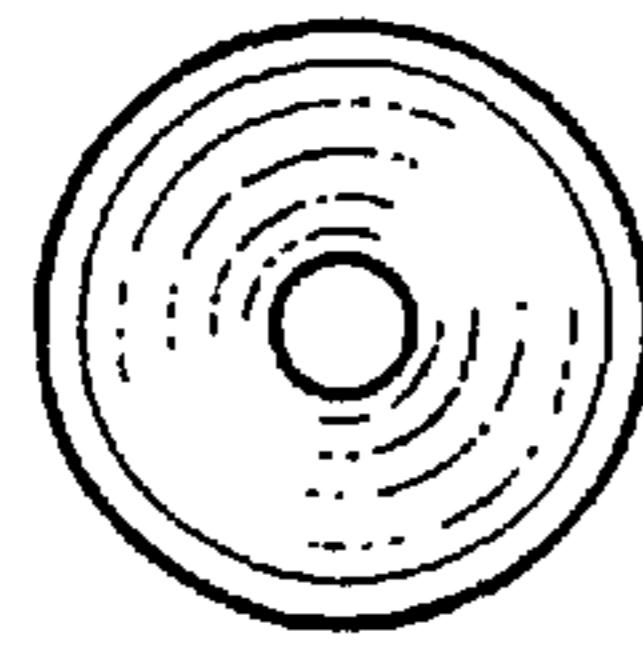


Fig. 3

