



US00D499153S

(12) **United States Design Patent**  
**Kuo**

(10) **Patent No.:** **US D499,153 S**

(45) **Date of Patent:** **\*\* Nov. 30, 2004**

(54) **HANDLE FOR JUMP ROPE**

6,409,636 B1 \* 6/2002 Risso et al. .... 482/82

(75) Inventor: **Michael Kuo**, Taipei (TW)

**OTHER PUBLICATIONS**

(73) Assignee: **Test Rite International Company, LTD** (TW)

M-F Athletic, Perform Better Catalog, 2002, p. 47, jump ropes.\*

(\*\*) Term: **14 Years**

\* cited by examiner

(21) Appl. No.: **29/185,954**

*Primary Examiner*—Philip S. Hyder

(22) Filed: **Jul. 8, 2003**

(74) *Attorney, Agent, or Firm*—Bacon & Thomas, PLLC

(51) **LOC (7) Cl.** ..... **21-02**

(57) **CLAIM**

(52) **U.S. Cl.** ..... **D21/672; D21/694; D21/684; D8/303**

The ornamental design for a handle for jump rope, as shown and described.

(58) **Field of Search** ..... D21/662, 672, D21/684; 482/82, 93, 81, 148

**DESCRIPTION**

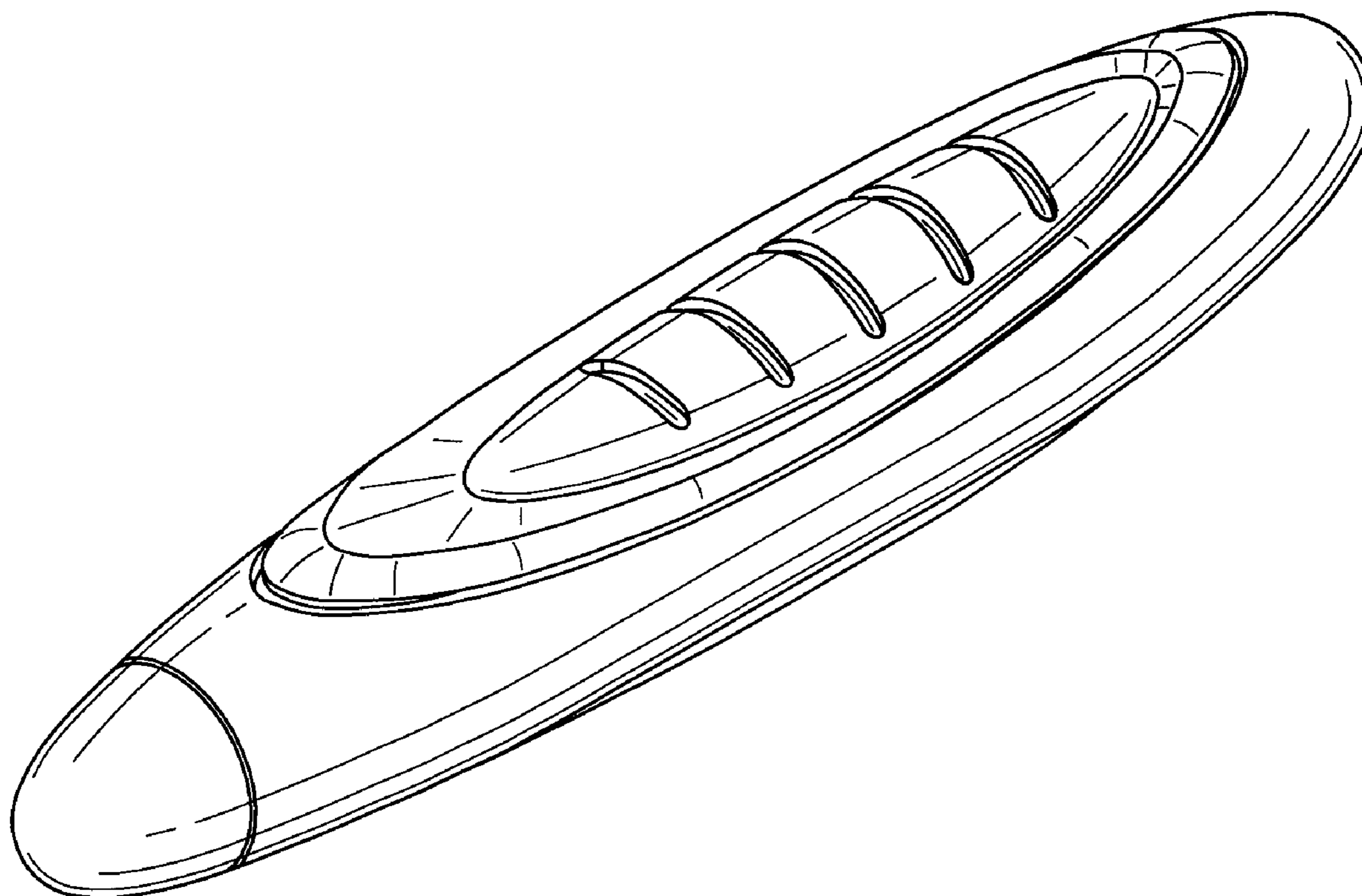
(56) **References Cited**

FIG. 1 is a perspective view of a handle for jump rope showing my new design; FIG. 2 is a top plan view thereof; FIG. 3 is a bottom plan view thereof; FIG. 4 is a left side view thereof; FIG. 5 is a right side view thereof; FIG. 6 is a front view thereof; FIG. 7 is a rear view thereof; and, FIG. 8 is a top plan view thereof, wherein the broken line portion of the jump rope is for illustrative purposes only and forms no part of the claimed design.

**U.S. PATENT DOCUMENTS**

4,157,827	A	*	6/1979	Winston et al.	482/82
D263,326	S	*	3/1982	Cooper	D21/672
4,647,037	A	*	3/1987	Donohue	482/82
4,801,137	A	*	1/1989	Douglass	482/82
4,919,417	A	*	4/1990	Poulas	482/82
5,190,508	A	*	3/1993	Kliewer et al.	482/82
D339,180	S	*	9/1993	Taylor	D21/672
D402,717	S	*	12/1998	Stark	D21/672
D418,557	S	*	1/2000	Cousins	D21/672

**1 Claim, 3 Drawing Sheets**



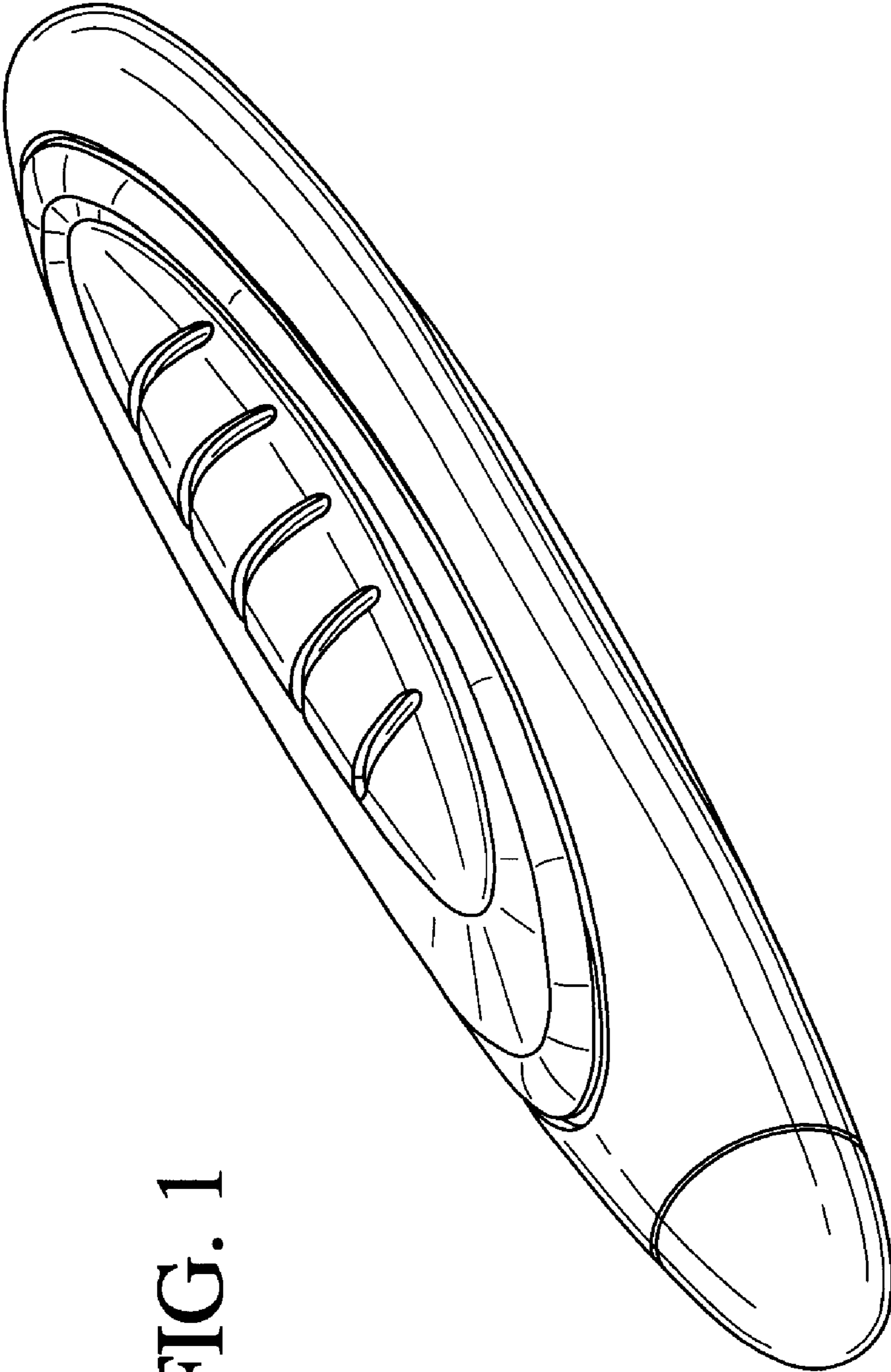


FIG. 1

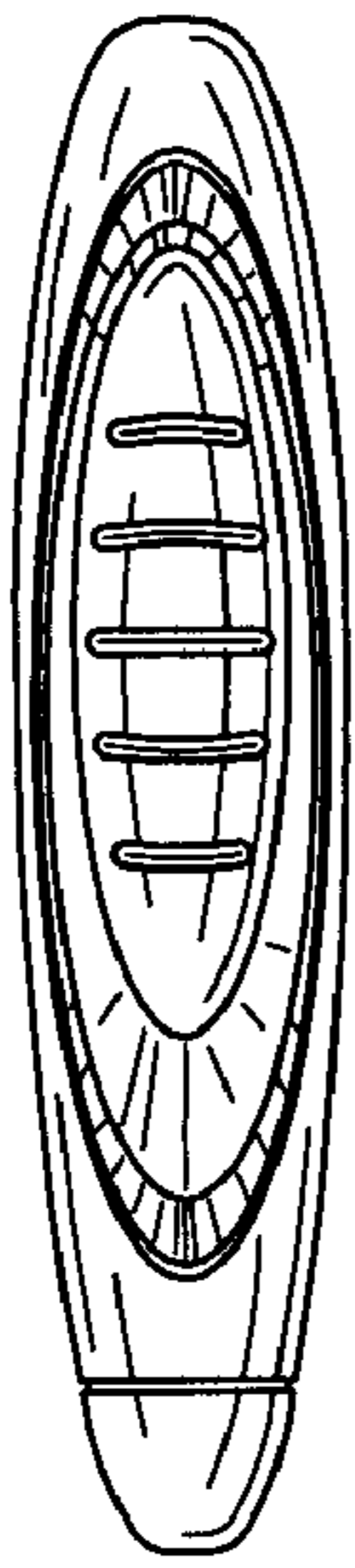


FIG. 6

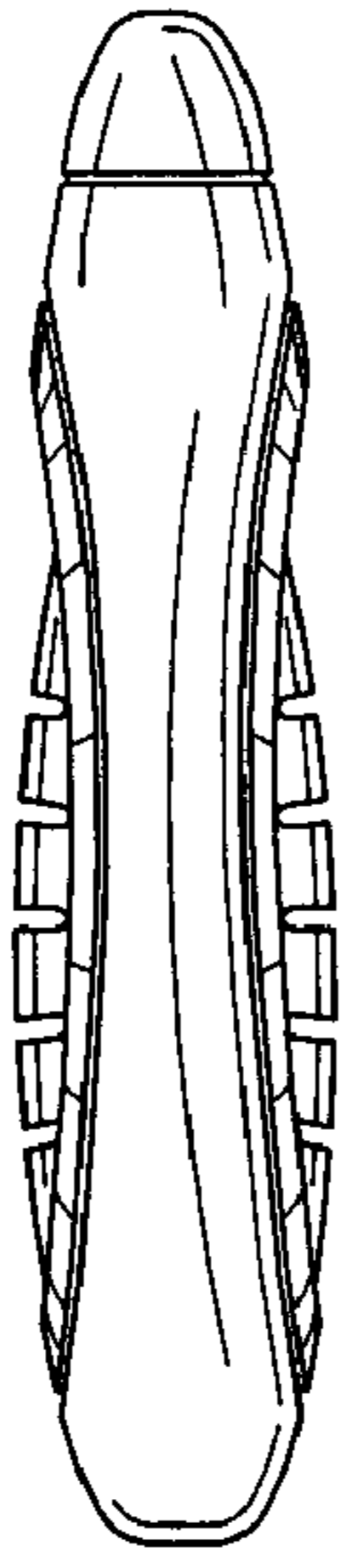


FIG. 3

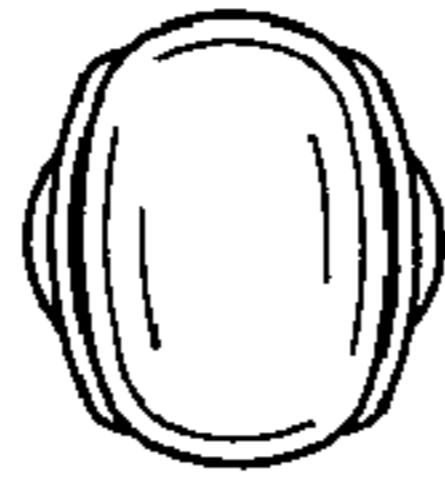


FIG. 5

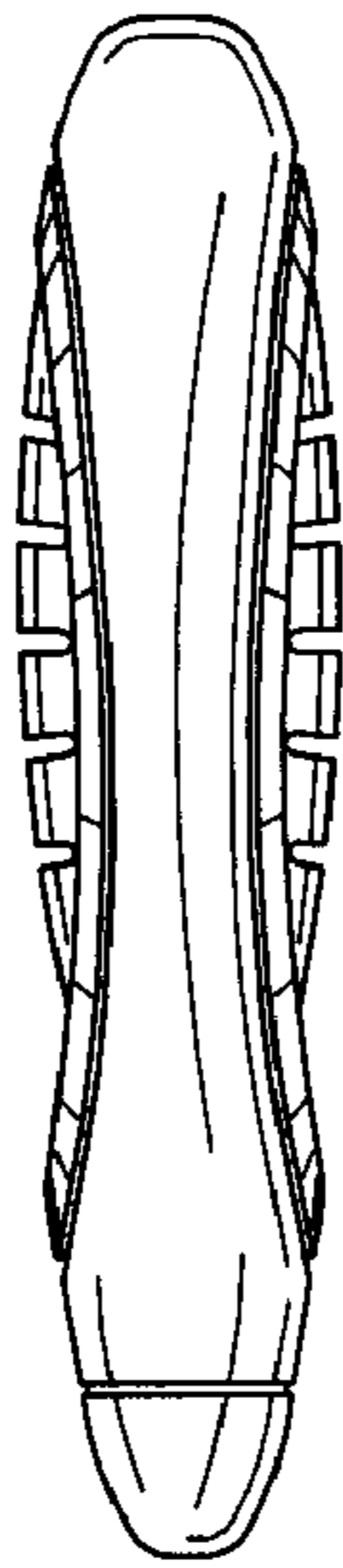


FIG. 2

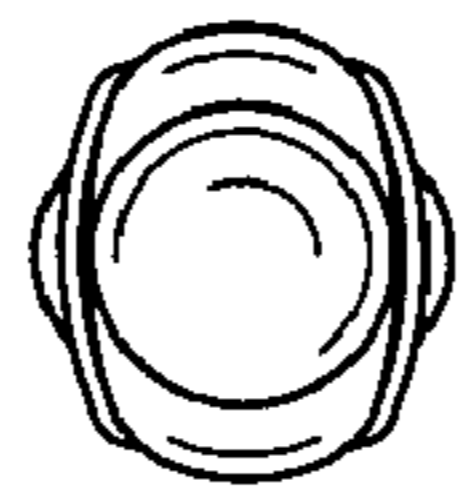


FIG. 4

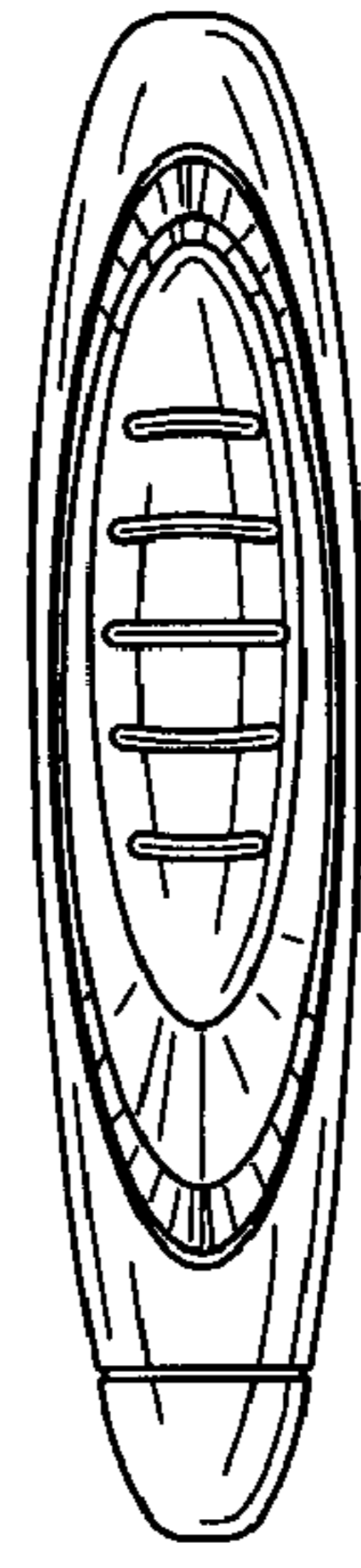


FIG. 7

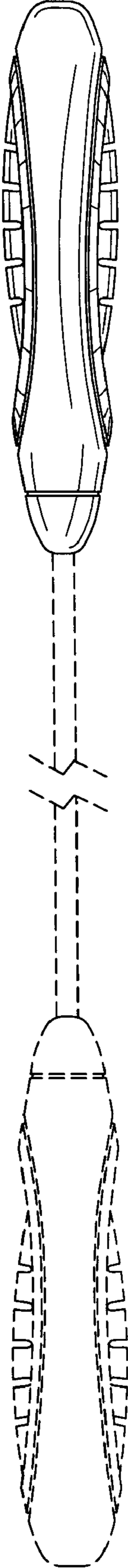


FIG. 8