

US00D499151S

(12) **United States Design Patent**  
**Arabian**

(10) **Patent No.: US D499,151 S**

(45) **Date of Patent: \*\* Nov. 30, 2004**

(54) **PUZZLE**

(75) **Inventor: Ara Sarkis Arabian, Laval (CA)**

(73) **Assignee: Foamway.com, Laval (CA)**

(\*\*) **Term: 14 Years**

(21) **Appl. No.: 29/171,733**

(22) **Filed: Mar. 18, 2003**

(51) **LOC (7) Cl. .... 21-01**

(52) **U.S. Cl. .... D21/480; D21/479; D21/500;  
D21/484; D6/351; D6/597**

(58) **Field of Search .... D21/468, 470,  
D21/472, 478-480, 484, 485, 489, 491,  
492, 500-503; D6/329, 333-335, 340, 349-351,  
354, 355, 358, 368, 374, 375, 377, 381-383,  
388, 392, 396, 397, 405, 449, 450, 464,  
474, 491, 492, 500-503, 509, 511, 512,  
595-597, 601, 604, 606; D25/102, 103,  
113, 118, 119, 138-140, 149-151, 161,  
162; 446/29, 69, 71, 75, 55, 108, 112, 116,  
120, 124, 125, 127, 128, 479, 482, 486,  
487; 52/311.2, 578, 589.1, 590.1, 590.2,  
590.3, 591.1, 591.2, 591.3, 591.4, 591.5,  
592.1, 592.2, 592.3, 592.4, 592.5, 592.6,  
604, 608, DIG. 6, DIG. 10; 404/34, 35,  
41, 42, 50, 64, 65; 297/440.04, 440.1, DIG. 1;  
5/420, 740, 902, 907**

(56) **References Cited**

**U.S. PATENT DOCUMENTS**

3,334,798 A \* 8/1967 Pezely, Jr. et al. ... 273/157 R X

3,819,188 A \* 6/1974 Freedman ..... 273/160  
3,924,376 A \* 12/1975 Tsurumi ..... 52/591.1  
4,934,701 A \* 6/1990 Ting ..... 273/157 R  
D412,620 S \* 8/1999 Vu ..... D6/351  
6,053,661 A \* 4/2000 Lewis ..... 52/592.2 X  
6,488,153 B1 \* 12/2002 Morris ..... 206/523

**OTHER PUBLICATIONS**

Oriental Trading Company, Inc. 1994/95 Catalog No. 106,  
1) p. 13: No. 16/75; 2) p. 32: No. 12/528 IQ Cube.\*

\* cited by examiner

*Primary Examiner*—Stella Reid

*Assistant Examiner*—C. Tuttle

(74) *Attorney, Agent, or Firm*—Foamway.com

(57) **CLAIM**

The ornamental design for a puzzle, as shown and described.

**DESCRIPTION**

FIG. 1 is the front, bottom and right perspective view of a puzzle showing my new design;

FIG. 2 is the left, front and top perspective view thereof;

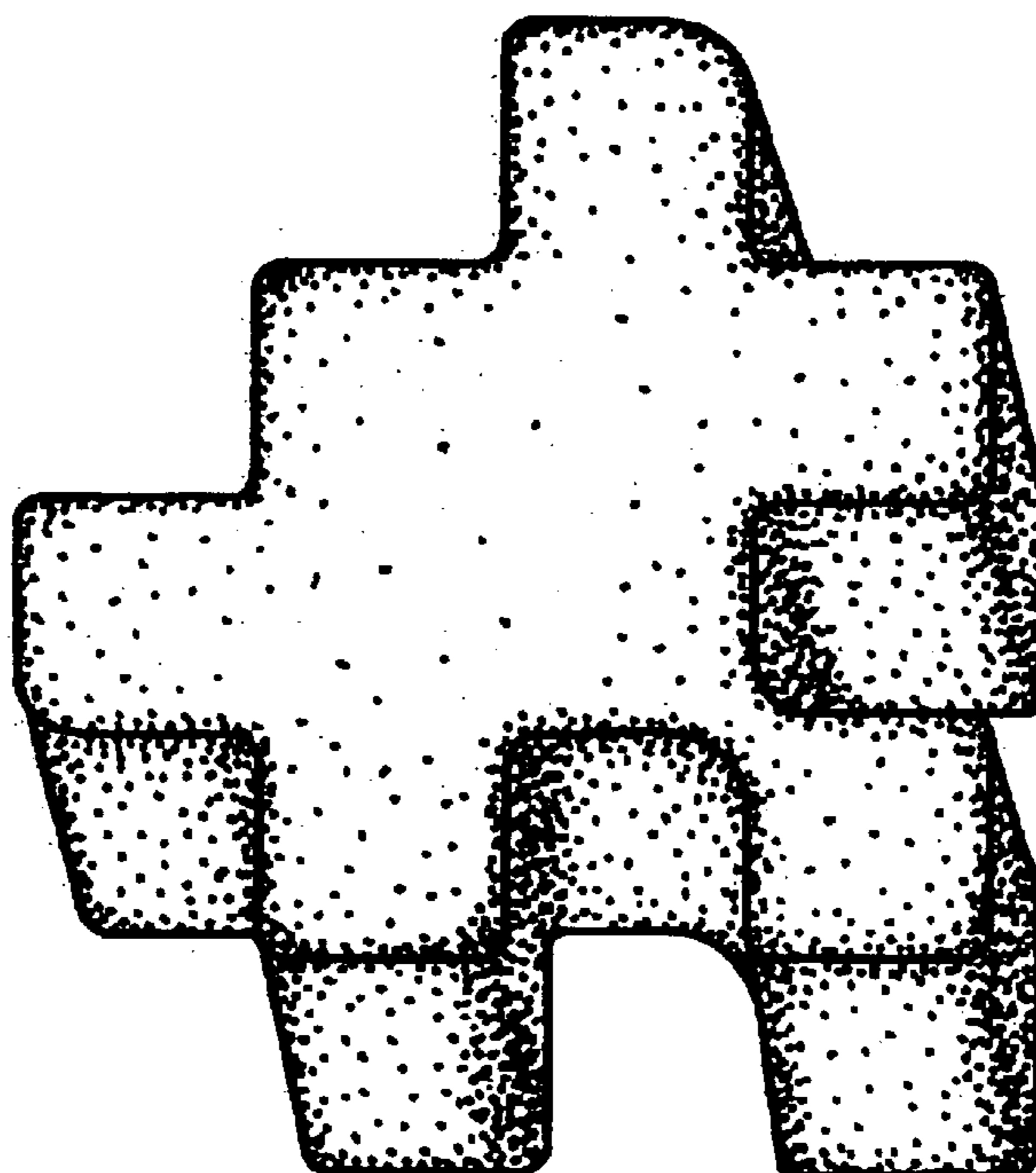
FIG. 3 is the right, front and top perspective view thereof;

FIG. 4 is a perspective view similar to FIG. 2, but showing the design interlocked with other units shown in broken lines; and,

FIG. 5 is a perspective view similar to FIG. 3, but showing the design interlocked with other units shown in broken lines.

The broken lines showing the additional puzzle units in FIGS. 4 and 5 are solely for the purpose of illustrating the environment of the design; and form no part of the claim.

**1 Claim, 3 Drawing Sheets**



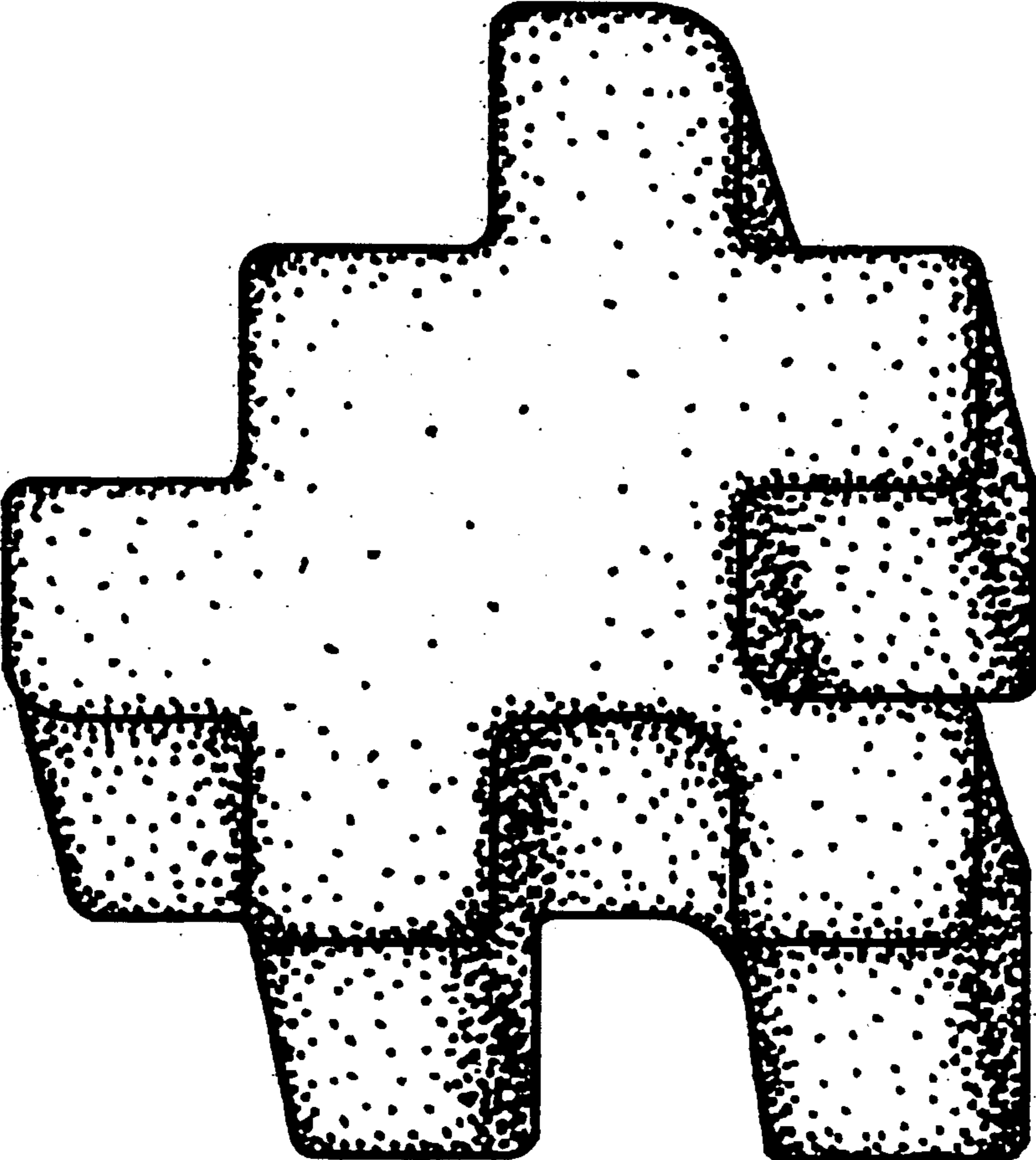


Fig 1




Fig 2

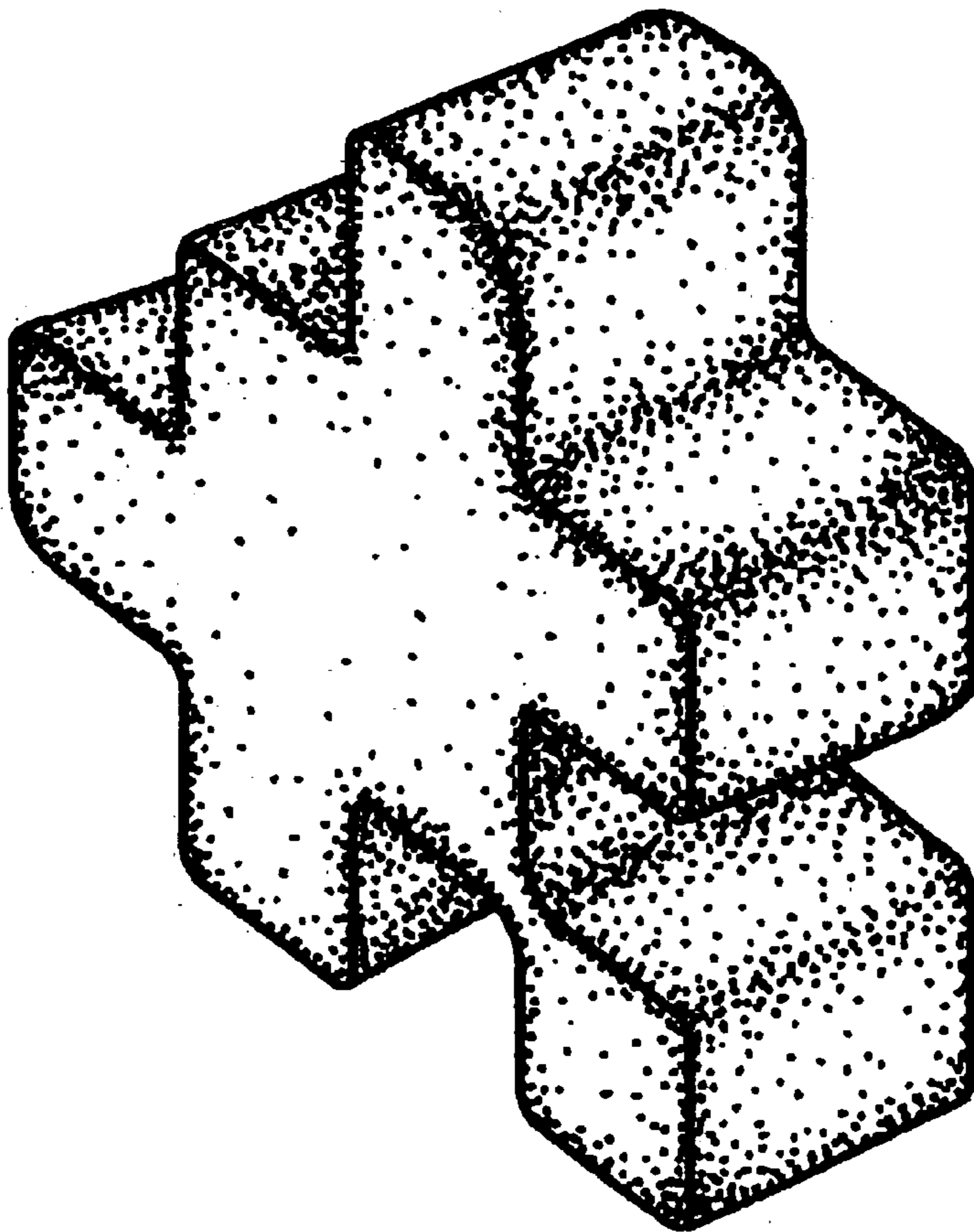


Fig 3

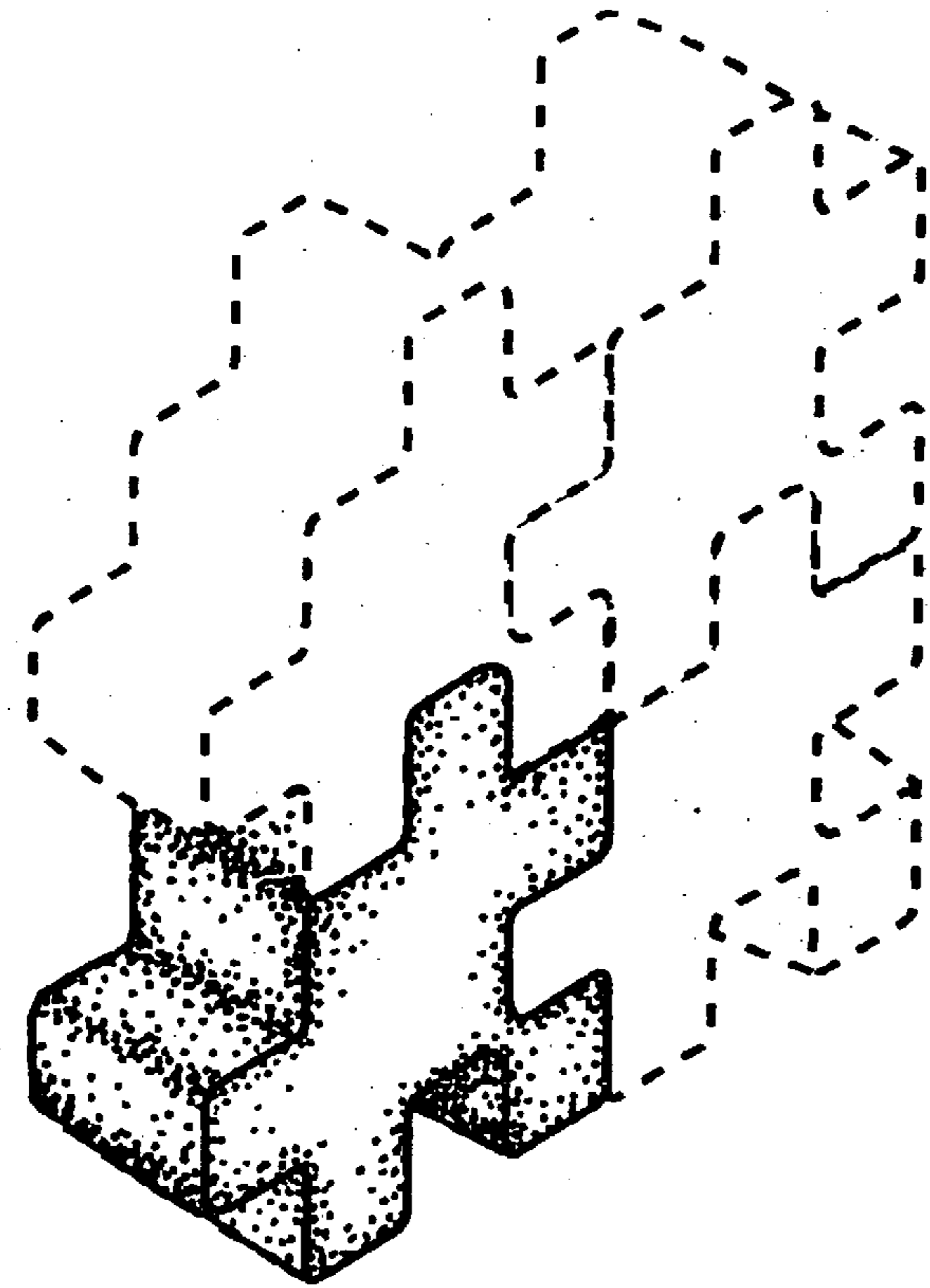


Fig 4

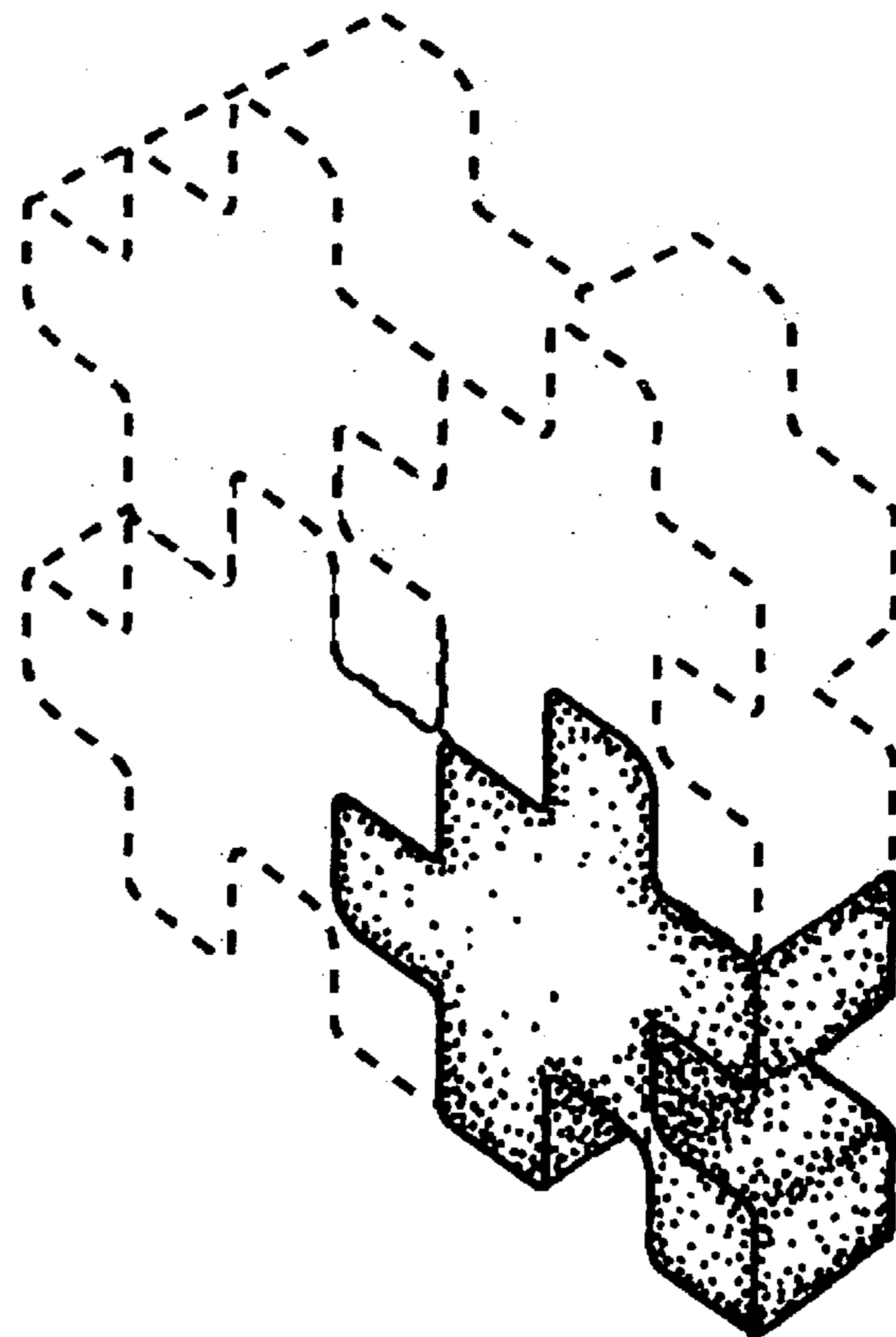


Fig 5