

US00D499142S

(12) **United States Design Patent**
Morrow

(10) **Patent No.:** **US D499,142 S**

(45) **Date of Patent:** **** Nov. 30, 2004**

(54) **WRITING INSTRUMENT**

(75) **Inventor:** **James D. Morrow**, Oak Park, IL (US)

(73) **Assignee:** **Sanford, L.P.**, Bellwood, IL (US)

(**) **Term:** **14 Years**

(21) **Appl. No.:** **29/180,304**

(22) **Filed:** **Apr. 22, 2003**

(51) **LOC (7) Cl.** **19-06**

(52) **U.S. Cl.** **D19/50; D19/55; D19/56**

(58) **Field of Search** D19/35, 36, 41-51,
D19/53-58, 81-85; 401/6, 7, 8, 88, 99-102,
103-110, 111-117, 209; 24/10 R, 11 R,
11 C, 11 PP, 11 F, 11 M, 11 HC

(56) **References Cited**

U.S. PATENT DOCUMENTS

854,378 A	*	5/1907	Ochoa	24/11 C
D138,825 S	*	9/1944	Waldinger	D19/50
D265,212 S	*	6/1982	Spiegel	D19/47
D285,936 S		9/1986	Booker et al.	D19/51
D307,920 S		5/1990	Sekiguchi	D19/57
D312,478 S		11/1990	Lecce	D19/48
D319,844 S	*	9/1991	Grotsch et al.	D19/48
D324,068 S	*	2/1992	Herbst et al.	D19/50
D335,306 S		5/1993	Poisson et al.	D19/48
D345,759 S		4/1994	Poisson	D19/57
D355,673 S		2/1995	Takahashi	D19/48
D361,783 S		8/1995	Wei	D19/48
D366,498 S		1/1996	Abe et al.	D19/51
D374,893 S		10/1996	Yazawa	D19/51
D388,825 S		1/1998	Kouda	D19/49
D395,672 S	*	6/1998	Navarro	D19/48
D402,693 S		12/1998	Sunaga	D19/48
D408,057 S		4/1999	Izushima	D19/48
D410,030 S		5/1999	Sunaga	D19/48
D410,681 S		6/1999	Izushima	D19/51
D410,682 S		6/1999	Izushima	D19/51
D412,014 S		7/1999	Izushima	D19/48
D414,512 S		9/1999	Yazawa	D19/48
D414,807 S	*	10/1999	Baudino et al.	D19/55
D417,891 S		12/1999	Izushima	D19/48
D418,871 S		1/2000	Keda	D19/48

D421,052 S		2/2000	Yazawa	D19/48
D423,577 S		4/2000	Baudino et al.	D19/48
D436,996 S		1/2001	Izushima	D19/47
D440,605 S		4/2001	Izushima	D19/55
D443,896 S		6/2001	Briggl et al.	D19/49
D445,830 S		7/2001	Yoon	D19/48
D446,242 S	*	8/2001	Stukenkemper	D19/43
D447,174 S		8/2001	Kamiyama	D19/43
D451,141 S		11/2001	Subilia	D19/51
D453,187 S		1/2002	Keda	D19/48
D454,368 S		3/2002	Beneyto	D19/48
D454,589 S		3/2002	Beneyto	D19/48
D455,458 S		4/2002	Izushima	D19/48
D458,964 S		6/2002	Nakazawa	D19/48
D459,757 S		7/2002	Oka	D19/57
D460,114 S		7/2002	Oka	D19/57
D460,486 S		7/2002	Oka	D19/57
D463,821 S		10/2002	Nishida	D19/47
D468,354 S		1/2003	Cooper et al.	D19/55
D485,574 S	*	1/2004	Keil	D19/50

OTHER PUBLICATIONS

F-301 Ball Point Pen—Zebra Pen Co.—web page 2003.

* cited by examiner

Primary Examiner—Martie K. Holtje

(74) *Attorney, Agent, or Firm*—Marshall, Gerstein & Borun LLP

(57) **CLAIM**


The ornamental design for a “writing instrument,” as shown and described.

DESCRIPTION

FIG. 1 is a perspective view taken from the left and front showing my new design;
 FIG. 2 is a left side elevational view, the right side elevational view being a mirror image thereof;
 FIG. 3 is a front view thereof;
 FIG. 4 is a rear view thereof;
 FIG. 5 is a plan view thereof; and,
 FIG. 6 is a bottom view thereof.

The broken lines showing a button and writing tip are for illustrative purposes only and form no part of the claimed design.

1 Claim, 2 Drawing Sheets



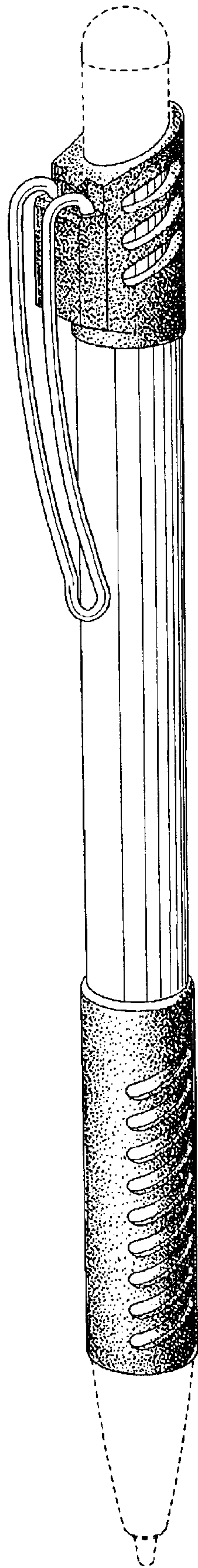


FIG. 1

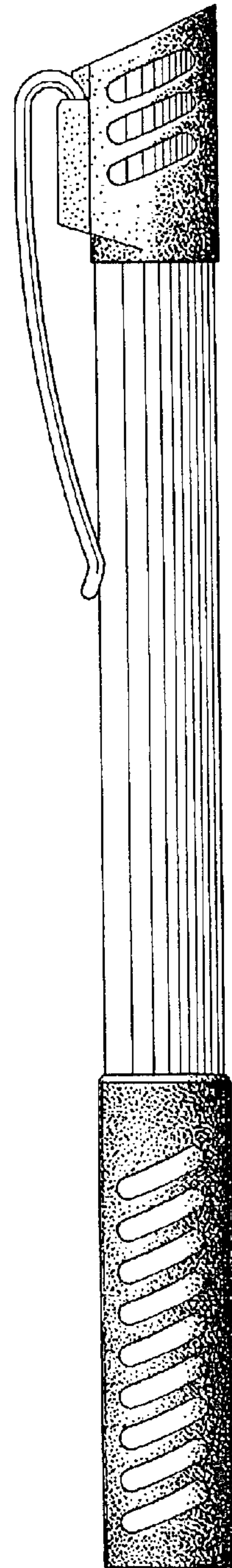


FIG. 2




FIG. 3




FIG. 4

FIG. 5

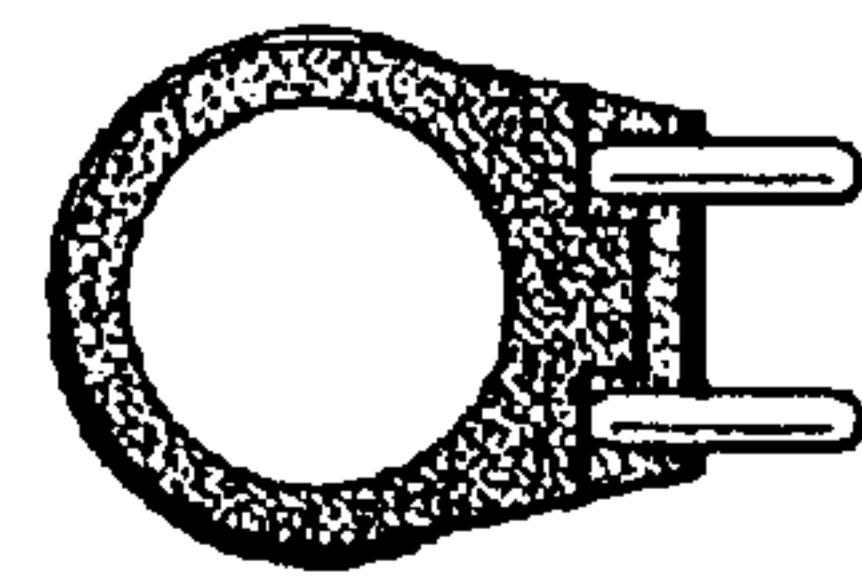


FIG. 6

