

US00D499141S

(12) **United States Design Patent**
Chevalier

(10) **Patent No.:** **US D499,141 S**

(45) **Date of Patent:** **** Nov. 30, 2004**

(54) **WRITING INSTRUMENT**

(75) **Inventor:** **Jean-François Chevalier, Paris (FR)**

(73) **Assignee:** **Societe BIC (FR)**

(**) **Term:** **14 Years**

(21) **Appl. No.:** **29/185,006**

(22) **Filed:** **Jun. 18, 2003**

(30) **Foreign Application Priority Data**

Dec. 19, 2002 (FR) 02 7786

(51) **LOC (7) Cl.** **19-06**

(52) **U.S. Cl.** **D19/48; D19/55; D19/56**

(58) **Field of Search** D19/35, 36, 41,
D19/42, 43-51, 53-58, 81-85; 401/6, 7,
88, 99-102, 103-106, 107-110, 111-117,
209

(56) **References Cited**

U.S. PATENT DOCUMENTS

2,467,608 A * 4/1949 Bischof 401/52
D240,817 S * 8/1976 Funahashi D19/48

D345,577 S * 3/1994 Hohner D19/48
D440,605 S * 4/2001 Izushima D19/55
D454,589 S * 3/2002 Pellissa Beneyto D19/48
D484,187 S * 12/2003 Moon D19/51
D485,574 S * 1/2004 Keil D19/50

* cited by examiner

Primary Examiner—Martie K. Holtje

(74) *Attorney, Agent, or Firm*—Jones Day

(57) **CLAIM**

The ornamental design for a writing instrument, as shown and described.

DESCRIPTION

FIG. 1 is a front elevational view of an ornamental design for a writing instrument according to the present invention; FIG. 2 is a left side elevational view thereof, the right side elevational view being a mirror-image thereof; FIG. 3 is a back elevational view thereof; FIG. 4 is a bottom plan view thereof; and, FIG. 5 is a top plan view thereof.

All portions shown in broken lines are environmental and illustrative only and form no part of the claimed design.

1 Claim, 5 Drawing Sheets



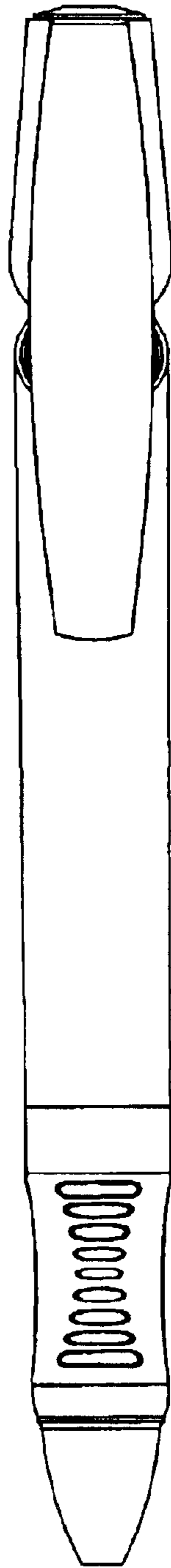


Fig. 1




Fig. 2




Fig. 3

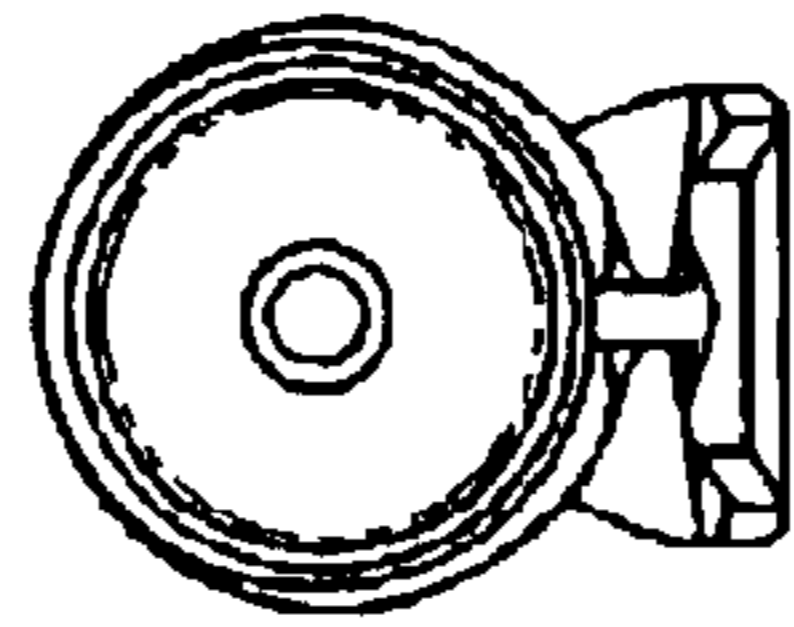


Fig. 4

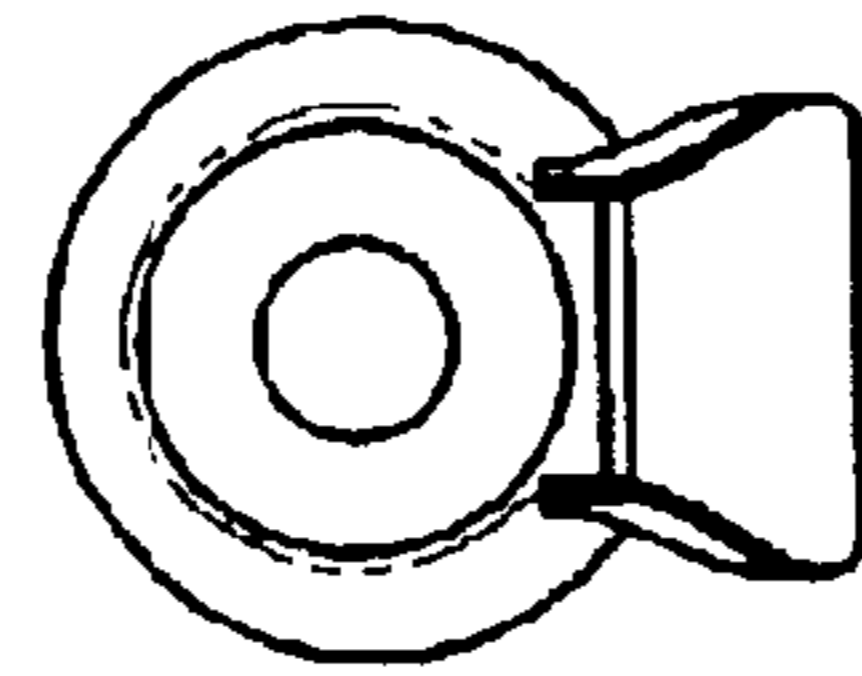


Fig. 5