



US00D499140S

(12) **United States Design Patent**
Katami

(10) **Patent No.:** **US D499,140 S**

(45) **Date of Patent:** **** Nov. 30, 2004**

(54) **BALL POINT PEN**

(75) **Inventor:** **Kazunori Katami**, Tsurugashima (JP)

(73) **Assignee:** **Tombow Pencil Co., Ltd.**, Tokyo (JP)

(**) **Term:** **14 Years**

(21) **Appl. No.:** **29/182,840**

(22) **Filed:** **Jun. 3, 2003**

(30) **Foreign Application Priority Data**

Dec. 6, 2002 (JP) 2002-033835

(51) **LOC (7) Cl.** **19-06**

(52) **U.S. Cl.** **D19/48; D19/44**

(58) **Field of Search** D19/35, 36, 41-51,
D19/53-58, 81-85; 401/6, 7, 8, 88, 99,
100, 101, 103-106, 107-110, 111-117,
209

(56) **References Cited**

U.S. PATENT DOCUMENTS

D58,001 S * 5/1921 Todd, Jr. D19/44
D81,748 S * 8/1930 Kahn D19/44
D142,330 S * 8/1945 Trolen D19/44

D145,586 S * 9/1946 Reynolds D19/48
D303,991 S * 10/1989 Murphy D19/48
D329,873 S * 9/1992 Tu D19/48
D443,303 S * 6/2001 Ashe D19/51 X
D444,173 S * 6/2001 Izushima D19/48
D489,758 S * 5/2004 Katami D19/46

* cited by examiner

Primary Examiner—Martie K. Holtje

(74) *Attorney, Agent, or Firm*—Birch, Stewart, Kolasch & Birch, LLP

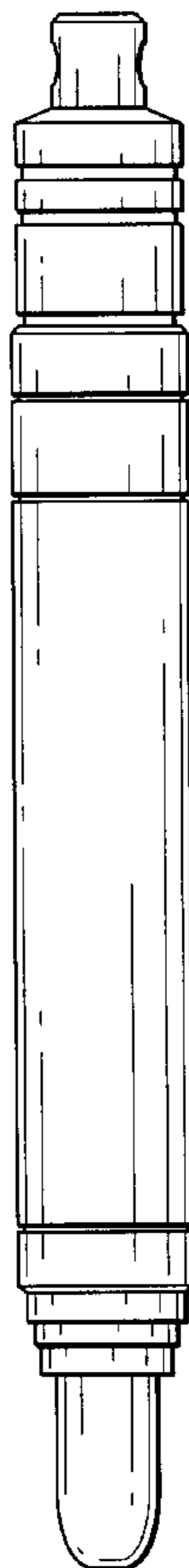
(57) **CLAIM**

The ornamental design for a ball point pen, as shown and described.

DESCRIPTION

FIG. 1 is a front view of the ball point pen showing my new design, the rear view being identical thereto;
FIG. 2 is a right side view thereof, the left side view being identical thereto;
FIG. 3 is a top view thereof;
FIG. 4 is a right side view showing the ball point pen in a status during use; and,
FIG. 5 is a perspective view of the ball point pen.

1 Claim, 2 Drawing Sheets






FIG. 1

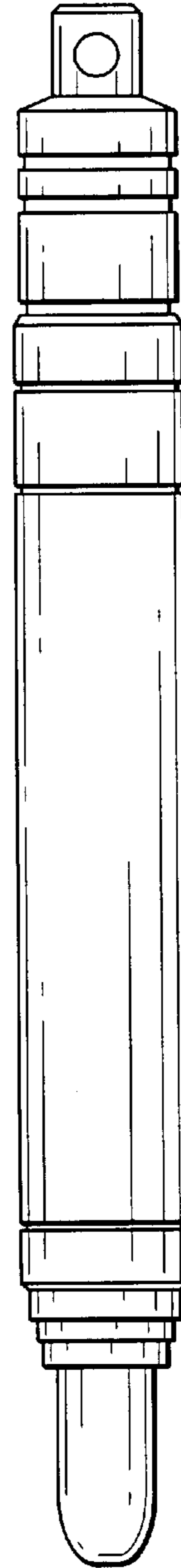


FIG. 2

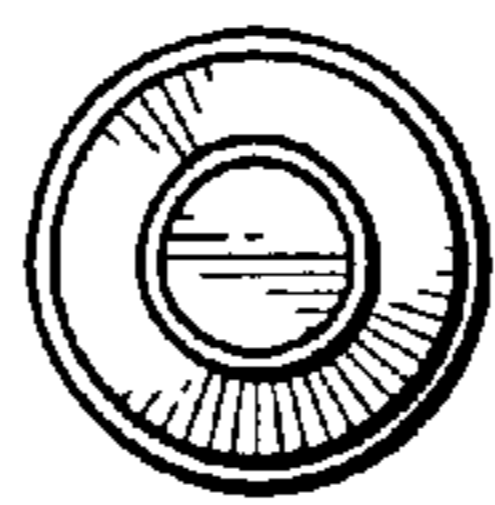


FIG. 3

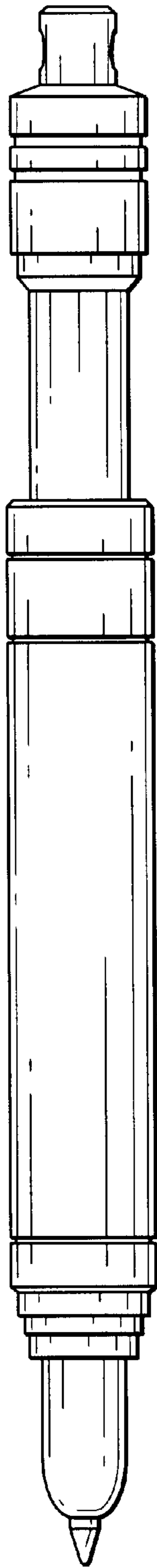


FIG. 4




FIG. 5