

US00D499139S

(12) **United States Design Patent**
Oka

(10) **Patent No.:** **US D499,139 S**

(45) **Date of Patent:** **** Nov. 30, 2004**

(54) **BALL POINT PEN**

(75) **Inventor:** **Shigeo Oka, Tokyo (JP)**

(73) **Assignee:** **Pentel Kabushiki Kaisha, Tokyo (JP)**

(**) **Term:** **14 Years**

(21) **Appl. No.:** **29/178,613**

(22) **Filed:** **Mar. 28, 2003**

(30) **Foreign Application Priority Data**

Oct. 11, 2002 (JP) 2002-027865

(51) **LOC (7) Cl.** **19-06**

(52) **U.S. Cl.** **D19/47; D19/50; D19/51;**
D19/56; D19/55

(58) **Field of Search** **D19/35, 36, 41-51,**
D19/53-58, 81-85; 401/6, 7, 88, 99, 100,
101, 103-106, 107-110, 111-117, 209

(56) **References Cited**

U.S. PATENT DOCUMENTS

D79,546 S * 10/1929 Biffar D19/57
D138,825 S * 9/1944 Waldinger D19/50
D269,189 S * 5/1983 Sakaoka D19/48
D314,978 S * 2/1991 Oka D19/48

D355,673 S * 2/1995 Takahashi D19/48
D398,494 S * 9/1998 Bickford et al. D8/47
D401,624 S * 11/1998 Sakuno D19/51
D404,070 S * 1/1999 Hasegawa D19/51
D441,017 S * 4/2001 Gault et al. D19/50

* cited by examiner

Primary Examiner—Martie K. Holtje

(74) *Attorney, Agent, or Firm*—Adams & Wilks

(57) **CLAIM**

The ornamental design for a ball point pen, as shown and described.

DESCRIPTION

FIG. 1 is a perspective view of a ball point pen showing my new design;
FIG. 2 is a front elevational view thereof;
FIG. 3 is a right side elevational view thereof;
FIG. 4 is a rear elevational view thereof;
FIG. 5 is a bottom plan view thereof;
FIG. 6 is a top plan view thereof;
FIG. 7 is an explanatory front elevational view thereof showing the state of use; and,
FIG. 8 is an explanatory right side elevational view thereof showing the state of use.

1 Claim, 2 Drawing Sheets




FIG. 1

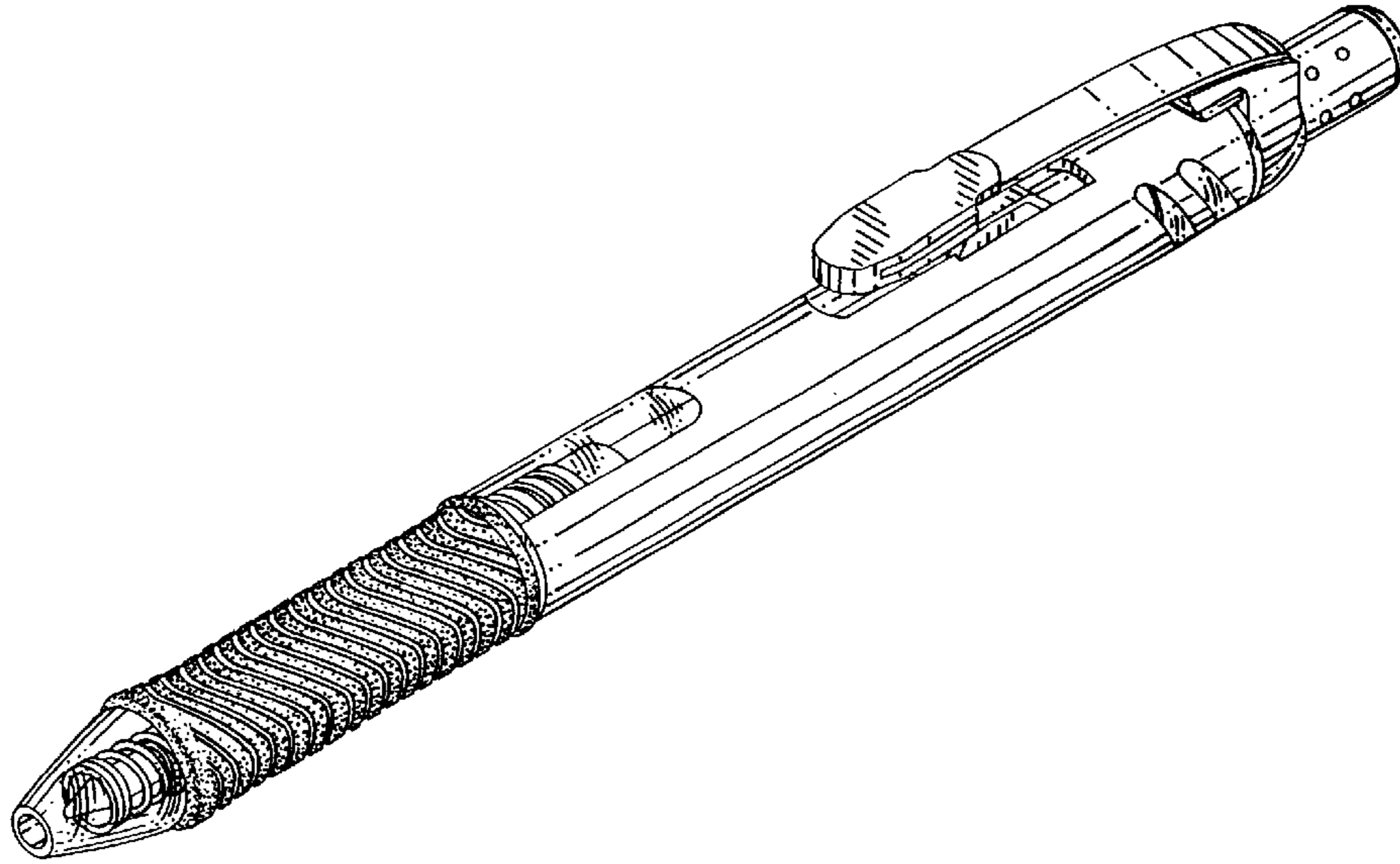


FIG. 2

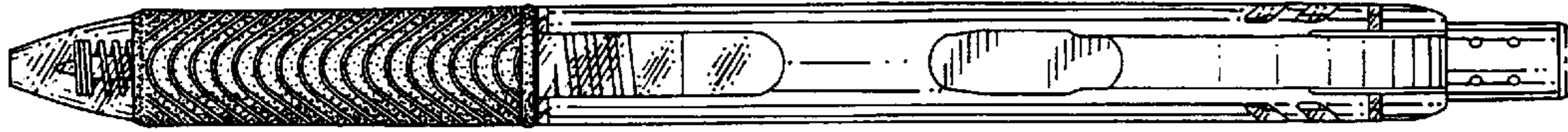


FIG. 3




FIG. 4




FIG. 5

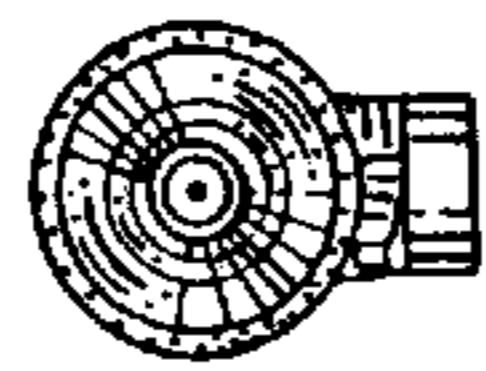


FIG. 6

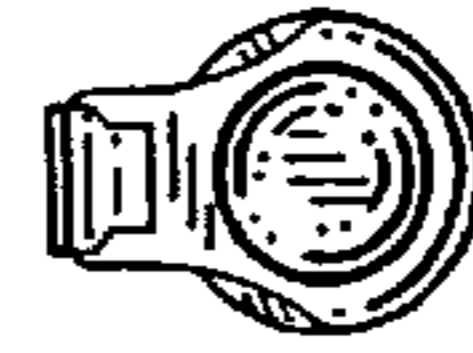


FIG. 7

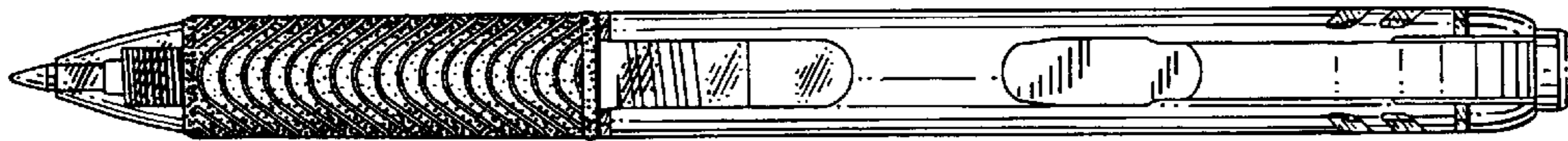


FIG. 8

