

US00D499133S

(12) **United States Design Patent**
Hoffman

(10) **Patent No.:** **US D499,133 S**

(45) **Date of Patent:** **** Nov. 30, 2004**

(54) **GUITAR BODY**

(76) **Inventor:** **Brian Hoffman**, P.O. Box 15955, St. Petersburg, FL (US) 33733

(**) **Term:** **14 Years**

(21) **Appl. No.:** **29/190,471**

(22) **Filed:** **Sep. 22, 2003**

(51) **LOC (7) Cl.** **17-03**

(52) **U.S. Cl.** **D17/14**

(58) **Field of Search** D17/14-15, 19-21,
D17/99, 18; 84/267, 290-292, 298-299

(56) **References Cited**

U.S. PATENT DOCUMENTS

D181,867 S	*	1/1958	McCarty	D17/19
D282,851 S	*	3/1986	Tornese	D17/18
D293,119 S	*	12/1987	Powers	D17/20
D299,650 S	*	1/1989	Mitchell	D14/162
D334,764 S	*	4/1993	Fisher, IV	D17/14
D475,396 S	*	6/2003	Coppola	D17/14

OTHER PUBLICATIONS

Musicians Friend, "Warrior XT—Dark and dangerous," Catalog, 20th ed., MusiciansFriend.com (Medford, Oregon), p. 12, (Jul. 19, 2003).

Musicians Friend, "RR-3—A more affordable Randy Rhoads model!" Catalog, 20th ed., MusiciansFriend.com (Medford, Oregon), p. 12, (Jul. 19, 2003).

Musicians Friend, "Bronze Warlock," Catalog, 19th ed., MusiciansFriend.com (Medford, Oregon), p. 79, (Oct. 19, 2002).

Musicians Friend, "Platinum Warlock With Widow Headstock," Catalog, 19th ed., MusiciansFriend.com (Medford, Oregon), p. 79, (Oct. 19, 2002).

Musicians Friend, "NJ Beast," Catalog, 19th ed., MusiciansFriend.com (Medford, Oregon), p. 79, (Oct. 19, 2002).

* cited by examiner

Primary Examiner—Ruth McInroy

(74) *Attorney, Agent, or Firm*—Larson & Larson, PA; Herbert W. Larson

(57) **CLAIM**

The ornamental design for a guitar body, as shown and described.

DESCRIPTION

FIG. 1 is a front elevational view of a guitar body showing my new design;

FIG. 2 is a rear elevational view thereof;

FIG. 3 is a left side view thereof;

FIG. 4 is a right side view thereof;

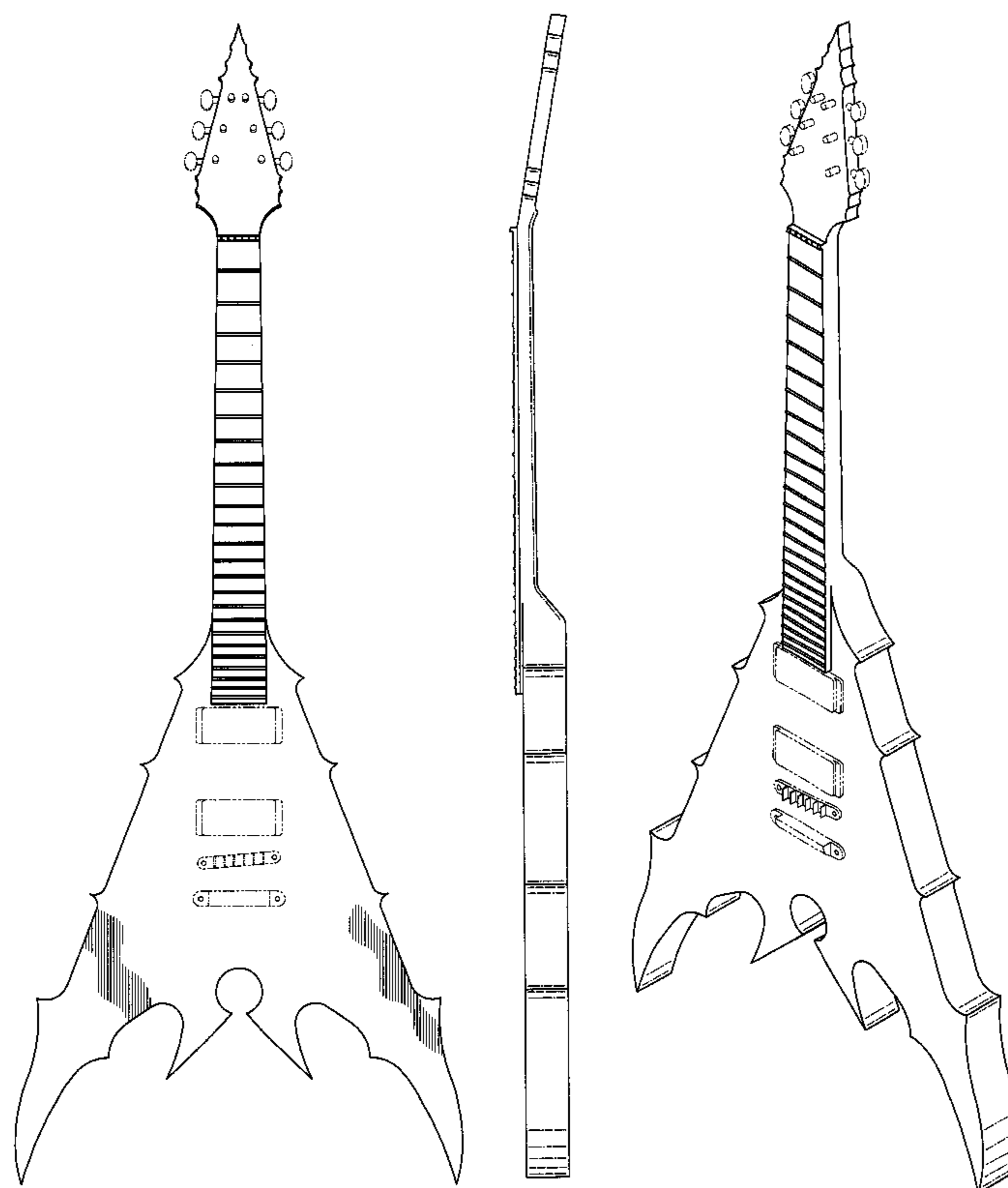
FIG. 5 is a top plan view thereof;

FIG. 6 is a bottom plan view thereof; and,

FIG. 7 is a perspective view thereof.

The broken lines shown in FIGS. 1, 2 and 7 are for illustrative purposes only and form no part of the claimed design.

1 Claim, 5 Drawing Sheets



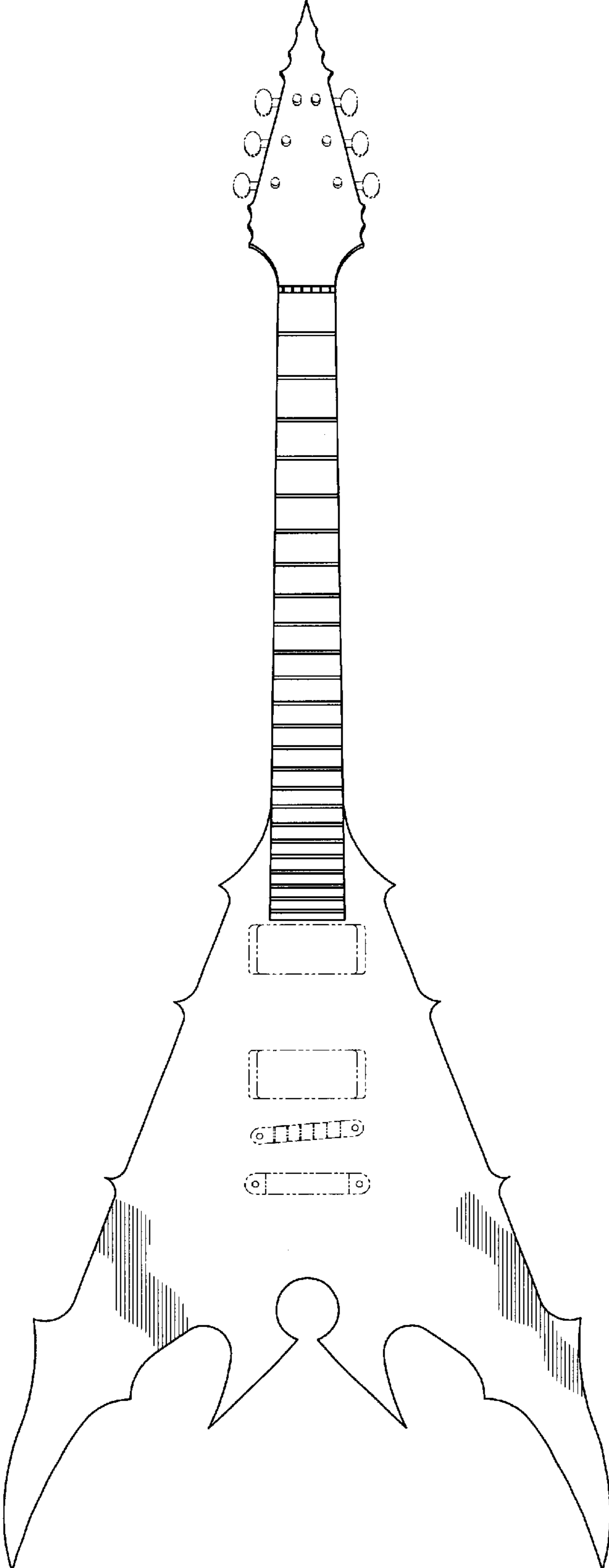


FIG. 1

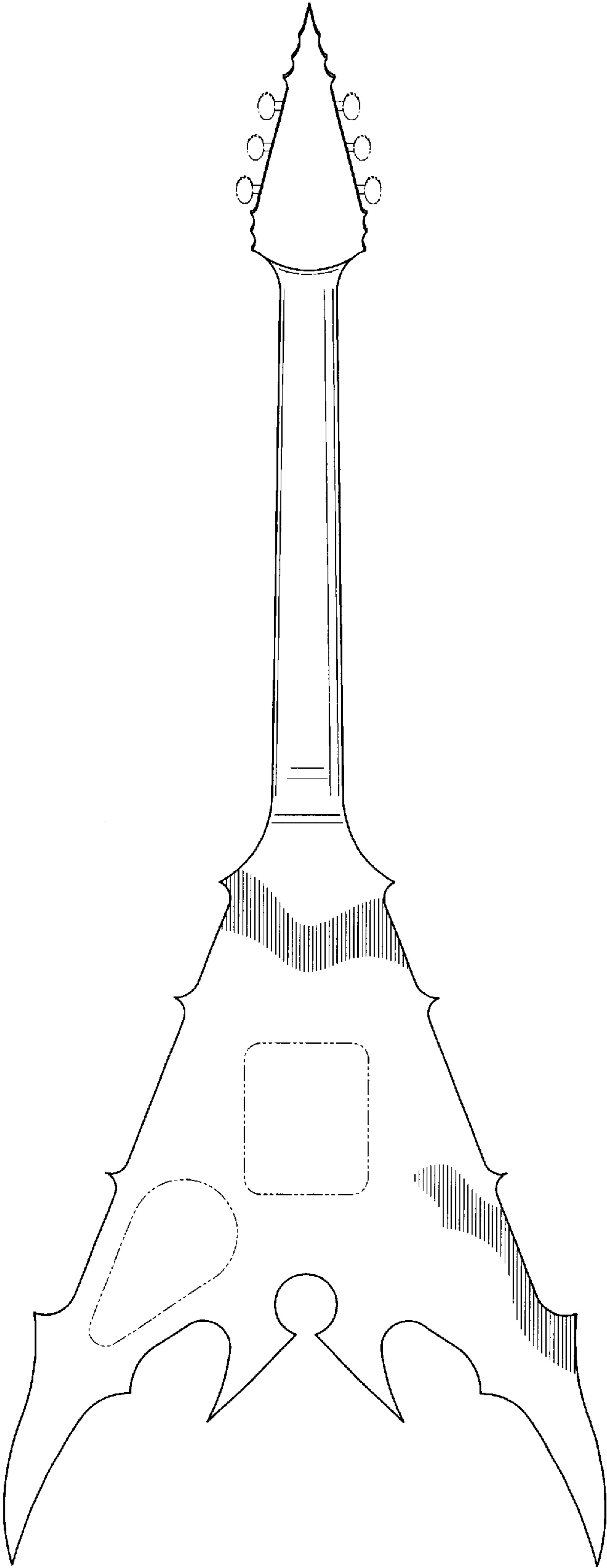


FIG. 2



FIG. 3



FIG. 4

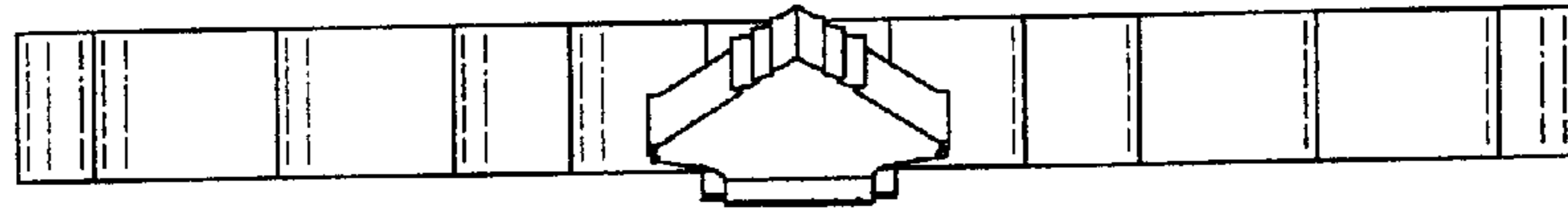


FIG. 5

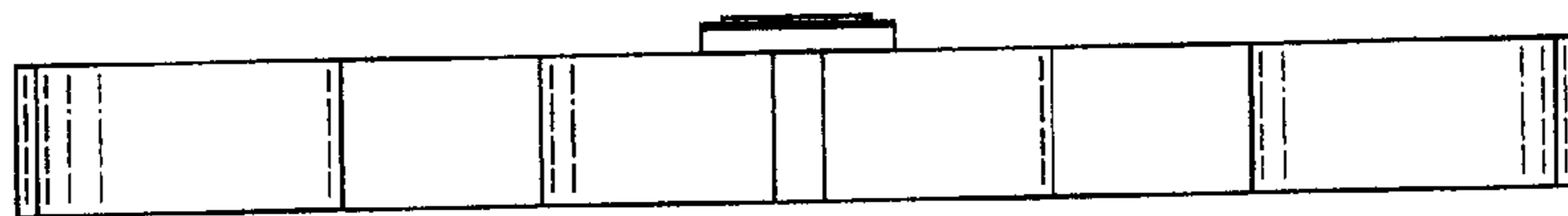


FIG. 6

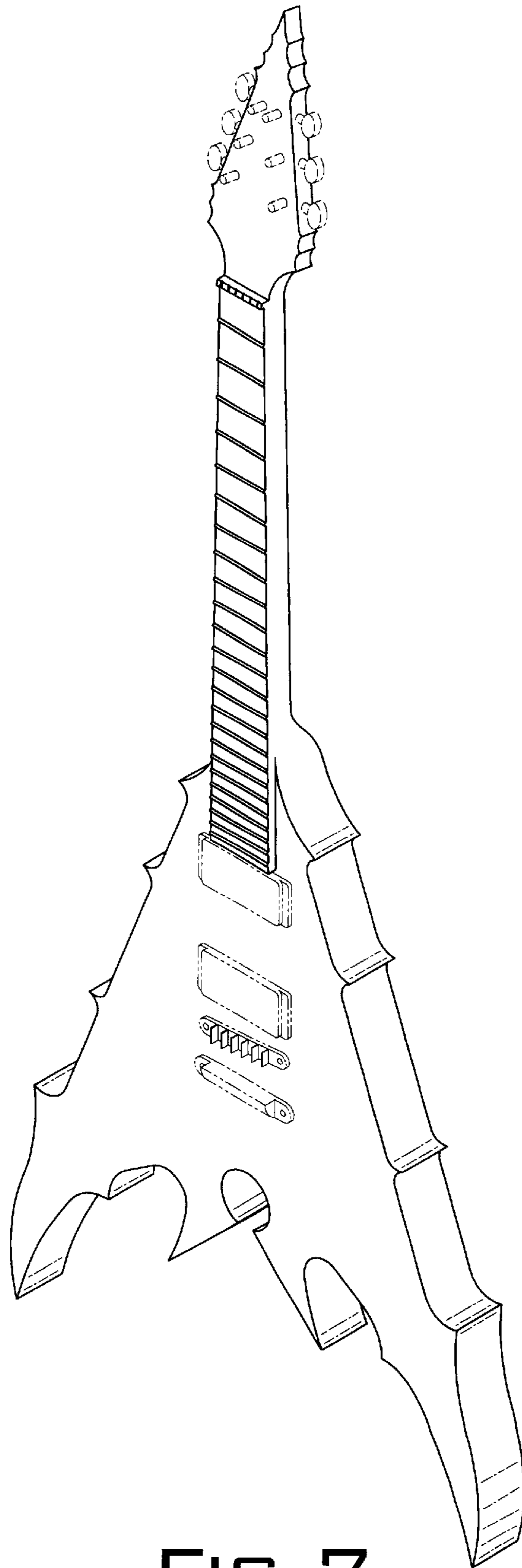


FIG. 7