



US00D499127S

(12) **United States Design Patent**  
**Nakaigawa et al.**

(10) **Patent No.:** **US D499,127 S**

(45) **Date of Patent:** **\*\* Nov. 30, 2004**

(54) **IRIS RECOGNITION CAMERA**

(75) Inventors: **Tomoyoshi Nakaigawa**, Kanagawa (JP); **Shuichi Horiguchi**, Kanagawa (JP); **Yoshihiko Asai**, Tokyo (JP); **Kanji Mutou**, Tokyo (JP)

(73) Assignee: **Matsushita Electric Industrial Co., Ltd.**, Osaka (JP)

(\*\*) Term: **14 Years**

(21) Appl. No.: **29/151,852**

(22) Filed: **Dec. 7, 2001**

(30) **Foreign Application Priority Data**

Jun. 7, 2001 (JP) ..... 2001-016614

(51) **LOC (7) Cl.** ..... **16-01**

(52) **U.S. Cl.** ..... **D16/218**

(58) **Field of Search** ..... D10/115; D16/200–206, D16/208, 218, 219, 237; 340/907; 348/78; 396/18, 51, 535–541

(56) **References Cited**

**U.S. PATENT DOCUMENTS**

D147,991 S \* 11/1947 Schmidt ..... D16/218  
D217,837 S \* 6/1970 Masuyama ..... D16/206  
D222,790 S \* 12/1971 Gant ..... D10/115  
4,181,285 A \* 1/1980 Vangedal-Nielsen ..... 249/61

5,035,486 A \* 7/1991 Inokuchi ..... 359/625  
5,359,384 A \* 10/1994 Ide ..... 396/51  
5,622,082 A \* 4/1997 Machelski ..... 74/459  
D463,813 S \* 10/2002 Tsang ..... D16/211  
D478,607 S \* 8/2003 Nakaigawa et al. .... D16/219

**FOREIGN PATENT DOCUMENTS**

JP 1101533 2/2001

\* cited by examiner

*Primary Examiner*—Adir Aronovich

(74) *Attorney, Agent, or Firm*—Christensen O'Connor Johnson Kindness PLLC

(57) **CLAIM**

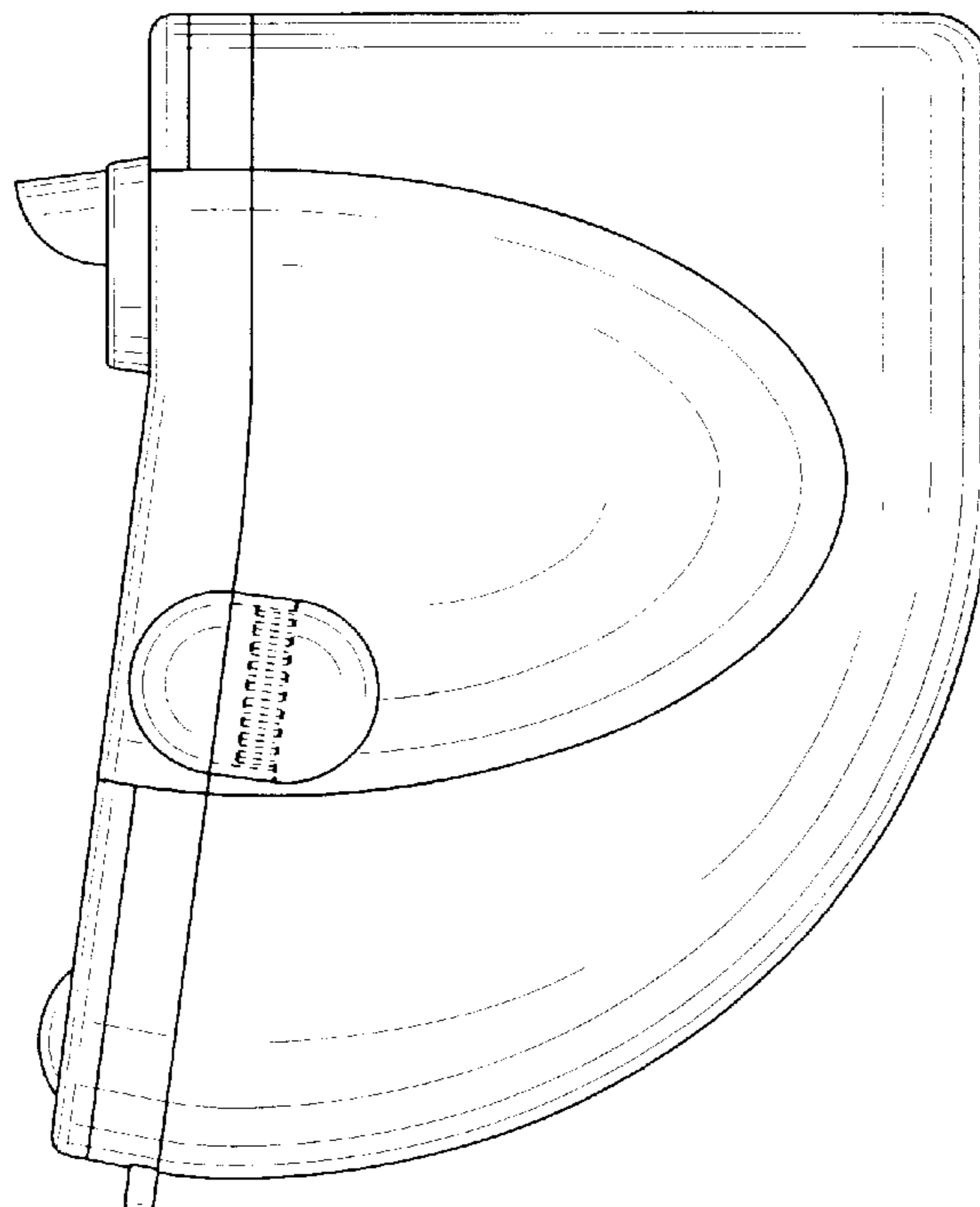
The ornamental design for an iris recognition camera, as shown and described.

**DESCRIPTION**

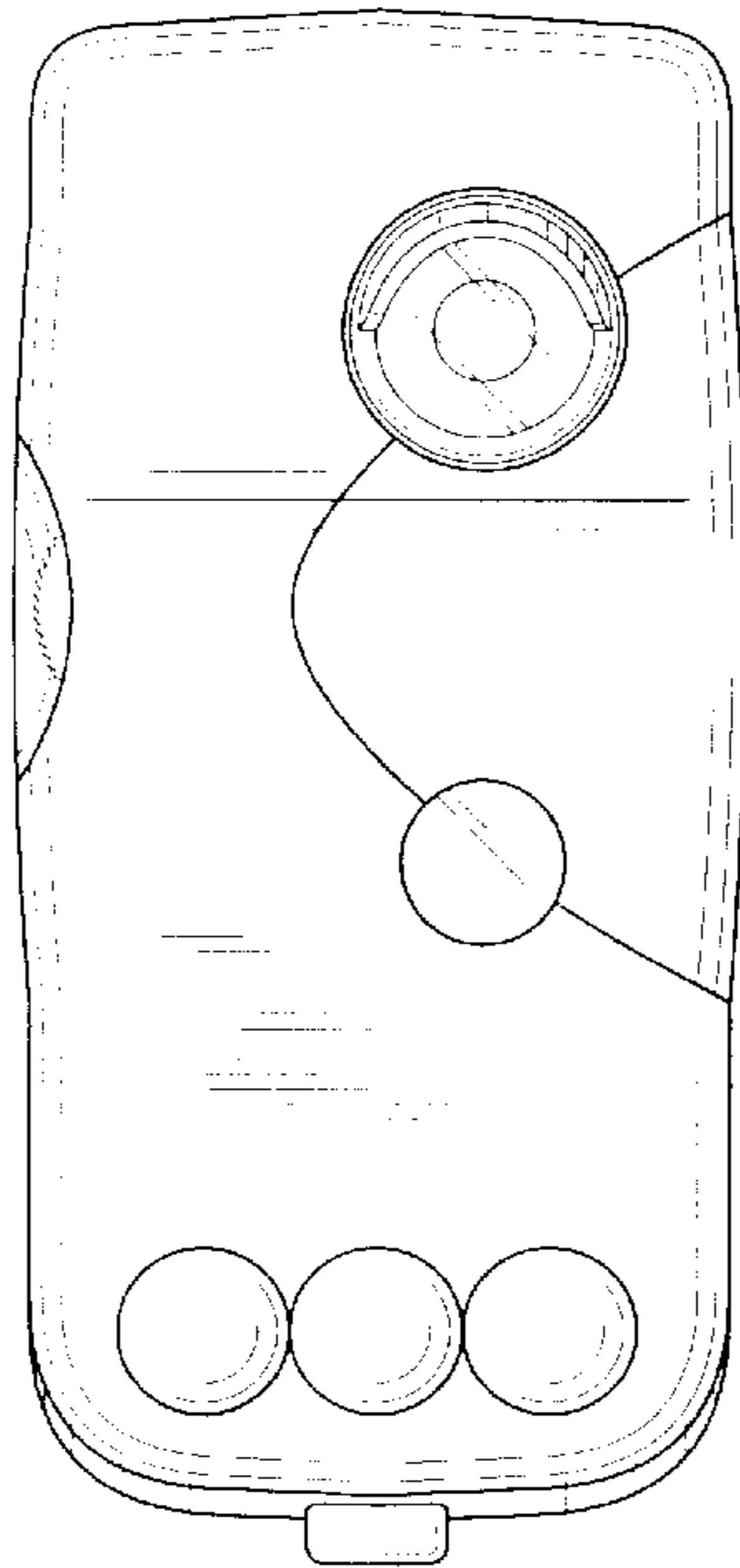
FIG. 1 is a front elevational view of an iris recognition camera showing our new design; FIG. 2 is a right side elevational view thereof; FIG. 3 is a rear elevational view thereof; FIG. 4 is a left side elevational view thereof; FIG. 5 is a top plan view thereof; and, FIG. 6 is a bottom plan view thereof.

The elements shown in phantom lines do not form any part of the claimed design.

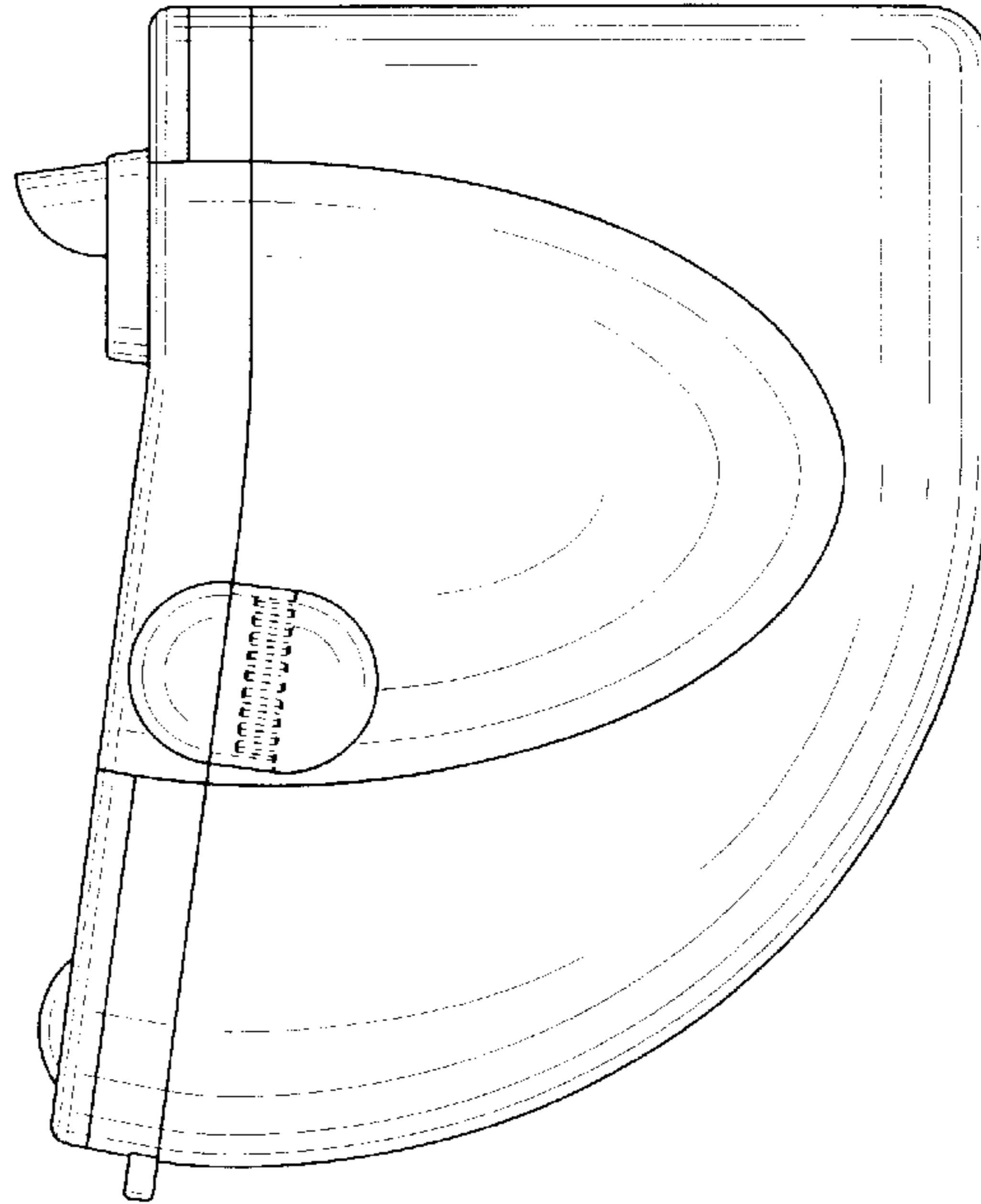
**1 Claim, 2 Drawing Sheets**




*FIG. 1*



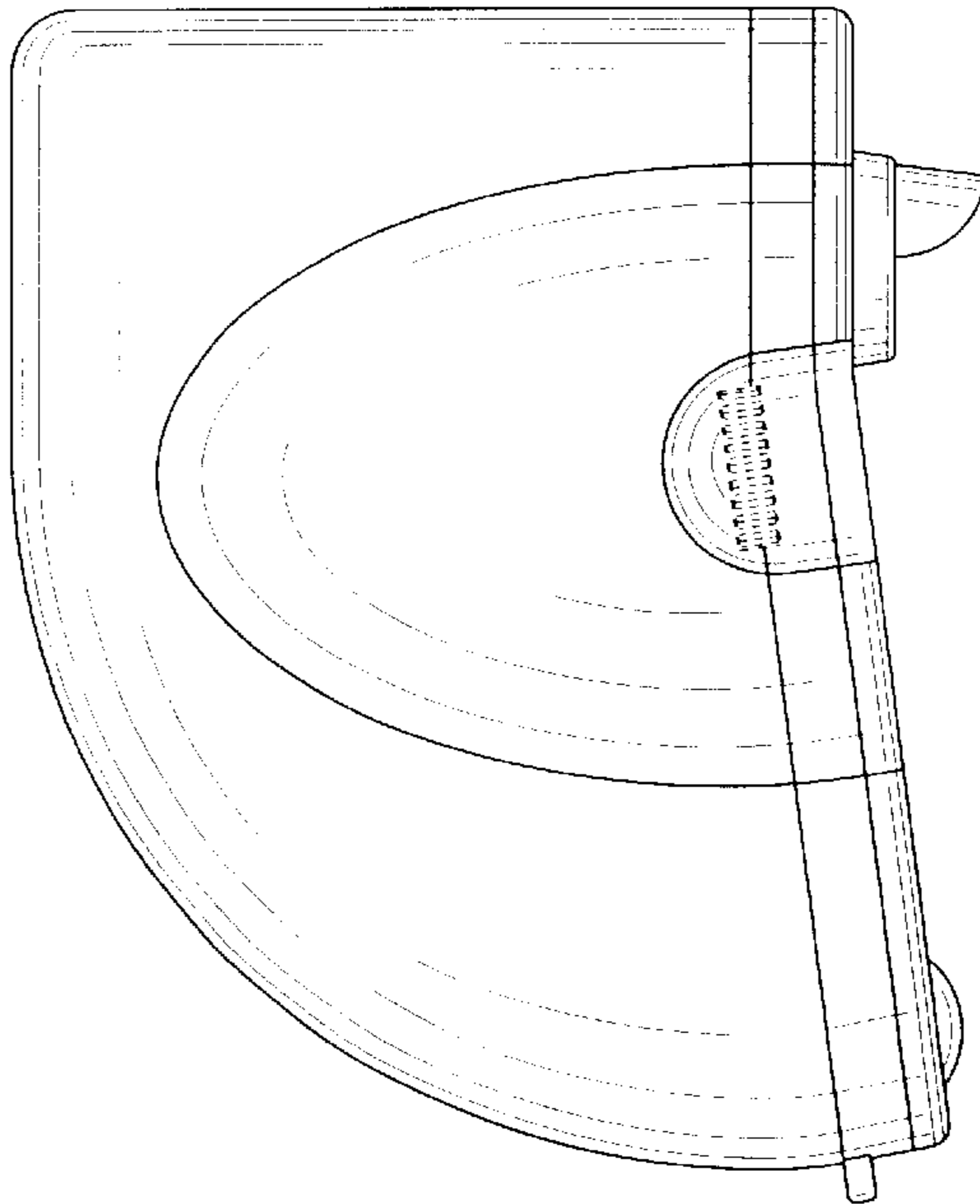
*FIG. 2*




*FIG. 3*




*FIG. 4*



*FIG. 5*



*FIG. 6*



UNITED STATES PATENT AND TRADEMARK OFFICE  
**CERTIFICATE OF CORRECTION**

PATENT NO. : Des. 499,127 S  
DATED : November 30, 2004  
INVENTOR(S) : T. Nakaigawa et al.

Page 1 of 1

It is certified that error appears in the above-identified patent and that said Letters Patent is hereby corrected as shown below:

Title page,  
Item [57], **DESCRIPTION,**  
Lines 8-9, delete "The elements shown in phantom lines do not form any part of the claimed design."

Signed and Sealed this

Seventh Day of June, 2005

A handwritten signature in black ink on a light gray dotted background. The signature reads "Jon W. Dudas" in a cursive style.

JON W. DUDAS

*Director of the United States Patent and Trademark Office*