



US00D499122S

(12) **United States Design Patent**
Higashikawa et al.

(10) **Patent No.:** **US D499,122 S**

(45) **Date of Patent:** **** Nov. 30, 2004**

(54) **RIDING-TYPE MOWER**

(75) Inventors: **Yoshitaka Higashikawa, Sakai (JP);**
Hideya Umemoto, Sakai (JP)

(73) Assignee: **Kubota Corporation, Osaka (JP)**

(**) Term: **14 Years**

(21) Appl. No.: **29/192,318**

(22) Filed: **Oct. 22, 2003**

Related U.S. Application Data

(62) Division of application No. 29/166,656, filed on Aug. 30, 2002, now Pat. No. Des. 486,160.

(51) **LOC (7) Cl.** **15-03**

(52) **U.S. Cl.** **D15/31**

(58) **Field of Search** D15/14, 15, 23-28,
D15/31; 56/13.3, 255, 294, 295; 180/89.1,
89.12, 900

(56) **References Cited**

U.S. PATENT DOCUMENTS

D239,459 S	*	4/1976	Musichuk	D15/15
4,158,279 A	*	6/1979	Jackson	56/202
5,138,825 A	*	8/1992	Trefz et al.	56/11.1
D359,740 S	*	6/1995	Crosby et al.	D15/15
D380,761 S	*	7/1997	Saylor	D15/15

D409,208 S	*	5/1999	Eavenson et al.	D15/15
D428,023 S	*	7/2000	Surridge et al.	D15/31
D442,972 S	*	5/2001	Wolf	D15/15
D450,330 S	*	11/2001	Katoh et al.	D15/15
D457,898 S	*	5/2002	Fujii et al.	D15/28
D486,160 S	*	2/2004	Higashikawa et al.	D15/15

* cited by examiner

Primary Examiner—Mitchell Siegel

(74) *Attorney, Agent, or Firm*—Webb Ziesenheim Logsdon Orkin & Hanson, P.C.

(57) **CLAIM**

The ornamental design for a riding-type mower, as shown and described.

DESCRIPTION

FIG. 1 is a right side view of the upper hood of the riding-type mower;
FIG. 2 is a left side view thereof;
FIG. 3 is a front view thereof;
FIG. 4 is a rear view thereof;
FIG. 5 is a top plan view thereof;
FIG. 6 is an enlarged perspective view thereof;
FIG. 7 is a perspective view (1) thereof;
FIG. 8 is a perspective view (2) thereof;
FIG. 9 is a perspective view (3) thereof; and,
FIG. 10 is a perspective view (4) thereof.

1 Claim, 10 Drawing Sheets






Fig. 1




Fig. 2.



Fig. 3



Fig. 4




Fig. 5




Fig. 6



Fig. 7



Fig. 8




Fig. 9



Fig. 10