

US00D499105S

(12) **United States Design Patent**
Xiao et al.

(10) **Patent No.: US D499,105 S**

(45) **Date of Patent: ** Nov. 30, 2004**

(54) **COMPUTER FRONT BEZEL**

D431,825 S * 10/2000 Jean et al. D14/444
D439,254 S * 3/2001 Zhao D14/441

(75) Inventors: **Xin-Jian Xiao**, Shenzhen (CN); **Chun Chi Liang**, Tu-Chen (TW); **Yun-Dong Xu**, Shenzhen (CN); **Tao Su**, Shenzhen (CN)

* cited by examiner

Primary Examiner—Freda S. Nunn

(74) *Attorney, Agent, or Firm*—Wei Te Chung

(73) Assignee: **Hon Hai Precision Ind. Co., Ltd.**,
Taipei Hsien (TW)

(57) **CLAIM**

(**) Term: **14 Years**

The ornamental design for a computer front bezel, as shown and described.

(21) Appl. No.: **29/199,485**

(22) Filed: **Feb. 12, 2004**

DESCRIPTION

(30) **Foreign Application Priority Data**

Oct. 16, 2003 (CN) 30115296

FIG. 1 is a perspective view of a computer bezel of our new design;

(51) **LOC (7) Cl.** **14-02**

FIG. 2 is a front elevational view thereof;

(52) **U.S. Cl.** **D14/445**

FIG. 3 is a rear elevational view thereof;

(58) **Field of Search** D14/441-446;
D13/162, 184, 199; 312/223.2; 361/680-686,
690-696

FIG. 4 is a left side elevational view thereof;

FIG. 5 is a right side elevational view thereof;

FIG. 6 is a top plan view thereof; and,

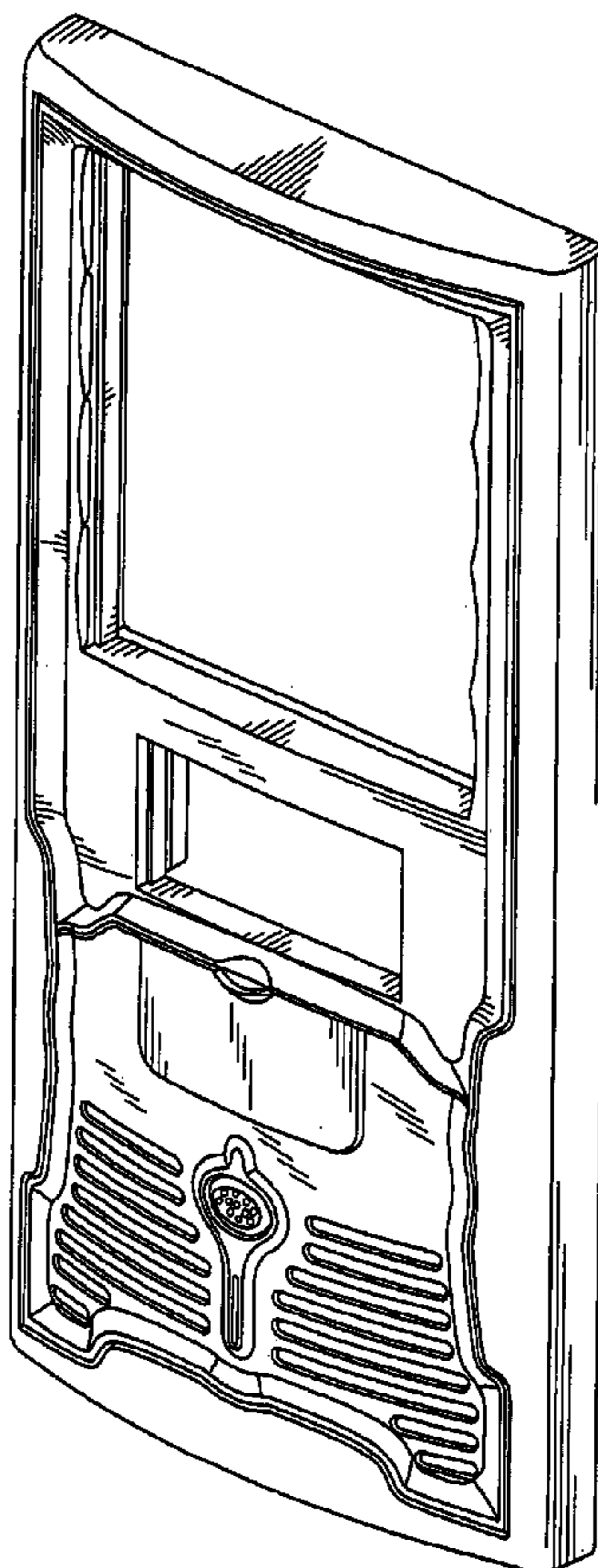
FIG. 7 is a bottom plan view thereof.

(56) **References Cited**

U.S. PATENT DOCUMENTS

5,169,218 A * 12/1992 Chu 312/223.2

1 Claim, 5 Drawing Sheets






FIG. 1

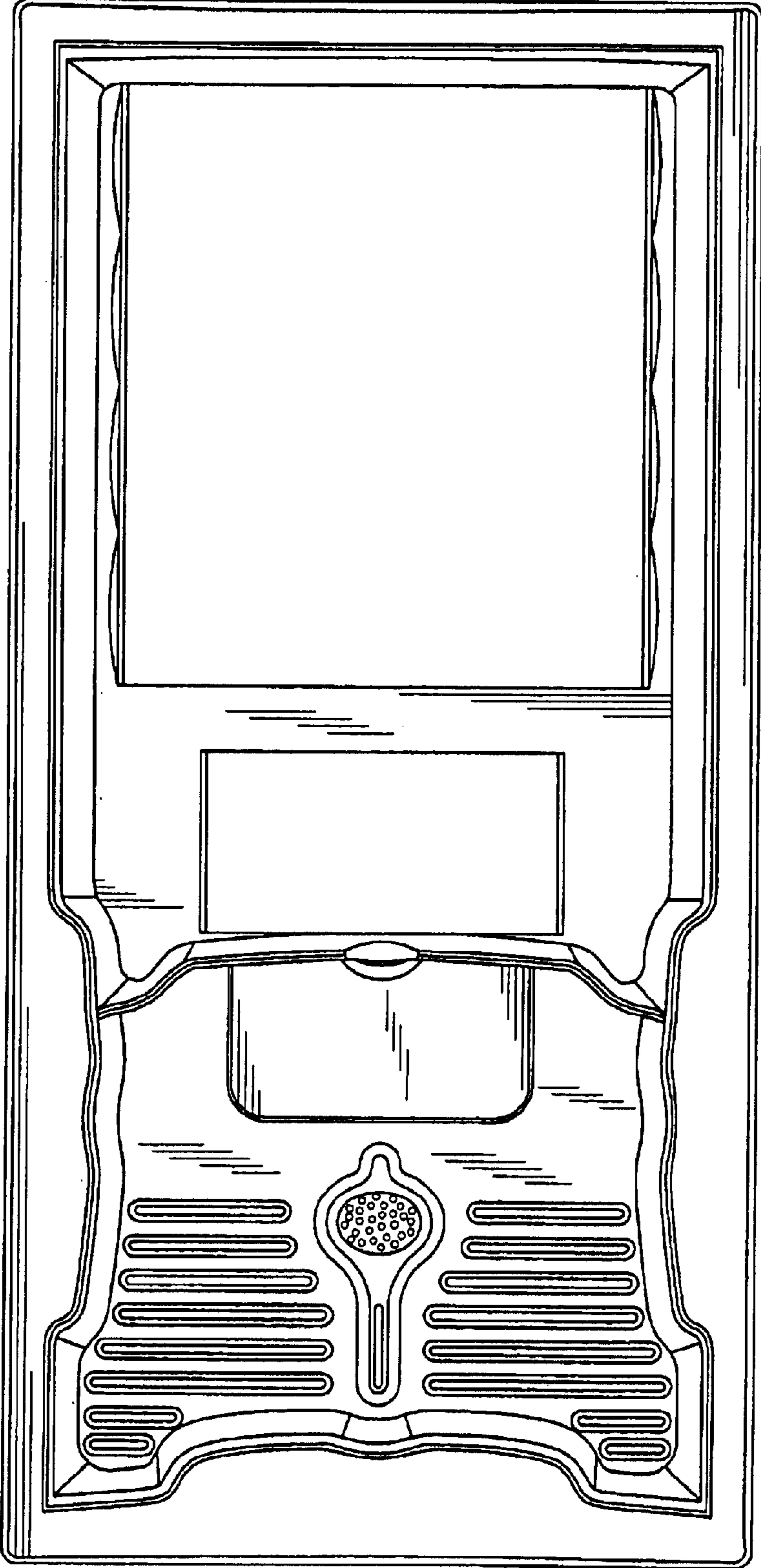


FIG. 2

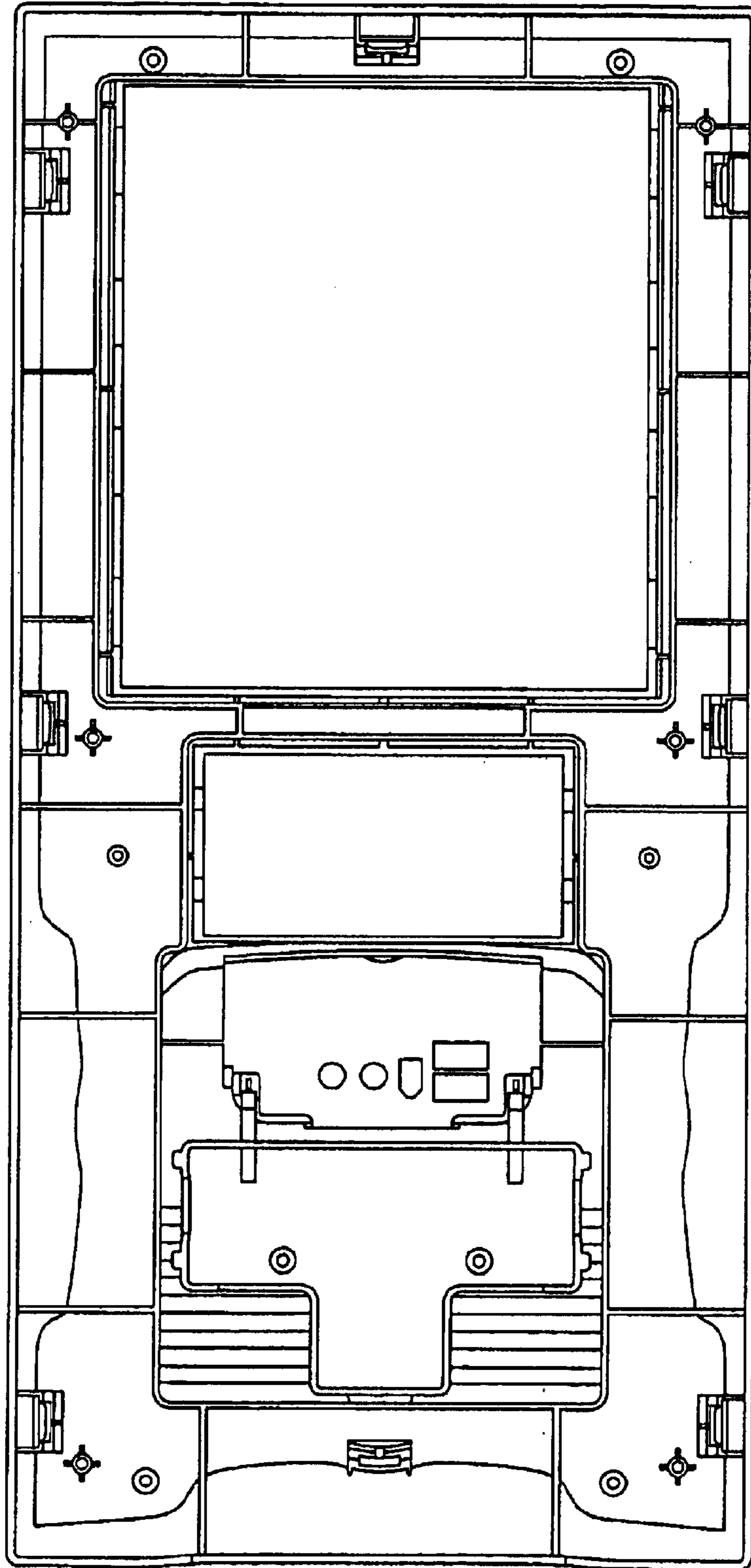


FIG. 3

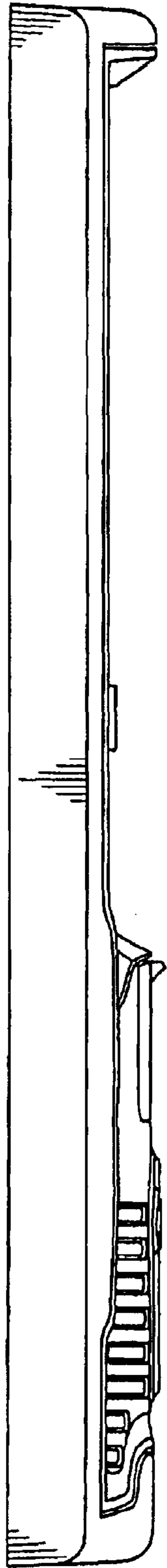


FIG. 4

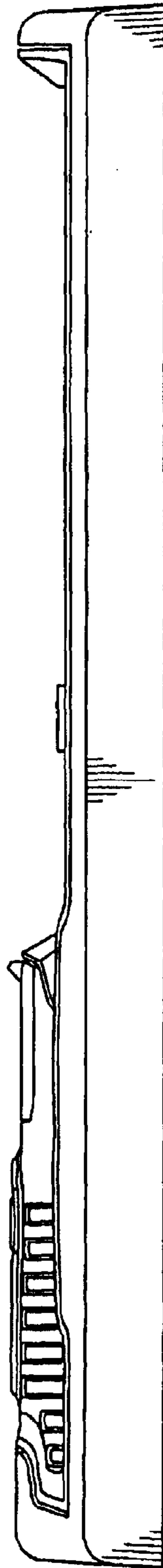


FIG. 5

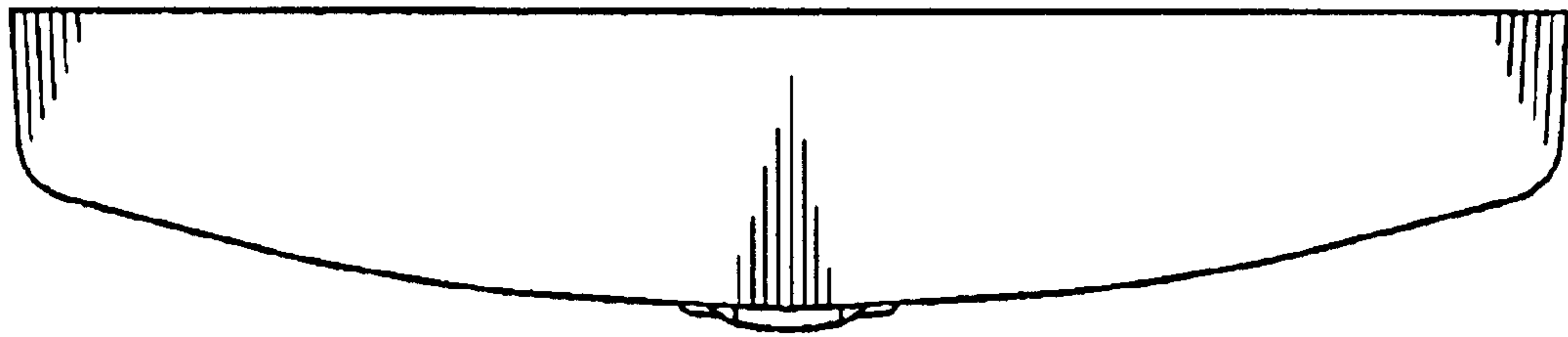


FIG. 6




FIG. 7