

US00D499095S

(12) **United States Design Patent**
Balarezo

(10) **Patent No.:** **US D499,095 S**

(45) **Date of Patent:** **** Nov. 30, 2004**

(54) **ELECTRONIC BOOK**

(76) **Inventor:** **Martin Balarezo**, 6356 Generals Ct.,
Centerville, VA (US) 20121

(**) **Term:** **14 Years**

(21) **Appl. No.:** **29/195,295**

(22) **Filed:** **Dec. 9, 2003**

(51) **LOC (7) Cl. 14-02**

(52) **U.S. Cl. D14/345**

(58) **Field of Search D14/341-346;**
D19/59, 60; 345/104, 156, 168, 179; 434/201,
307 R, 308, 309; 178/18.03; 349/12; 708/110

(56) **References Cited**

U.S. PATENT DOCUMENTS

4,159,417 A	6/1979	Rubincam	
4,340,375 A *	7/1982	Sakaue et al.	434/201
5,049,862 A *	9/1991	Dao et al.	345/179
5,109,354 A *	4/1992	Yamashita et al.	708/110
5,339,091 A	8/1994	Yamazaki et al.	
5,534,888 A	7/1996	Lebby et al.	

D399,526 S	*	10/1998	Brady	D14/345
5,897,324 A		4/1999	Tan		
D410,028 S	*	5/1999	Fyffe	D14/345
5,914,707 A		6/1999	Kono		
D419,534 S	*	1/2000	Kemp	D14/345
D445,787 S		7/2001	Francis		
D481,036 S	*	10/2003	Wentt	D14/345

* cited by examiner

Primary Examiner—Freda S. Nunn


(57) **CLAIM**

The ornamental design for an electronic book, as shown and described.

DESCRIPTION

FIG. 1 is a front elevational view of an electronic book showing my new design;
FIG. 2 is a rear elevational view thereof;
FIG. 3 is a side view, taken from the left side of FIG. 1;
FIG. 4 is a side view, taken from the right side of FIG. 1;
FIG. 5 is a top plan view thereof; and,
FIG. 6 is a bottom plan view thereof.

1 Claim, 4 Drawing Sheets



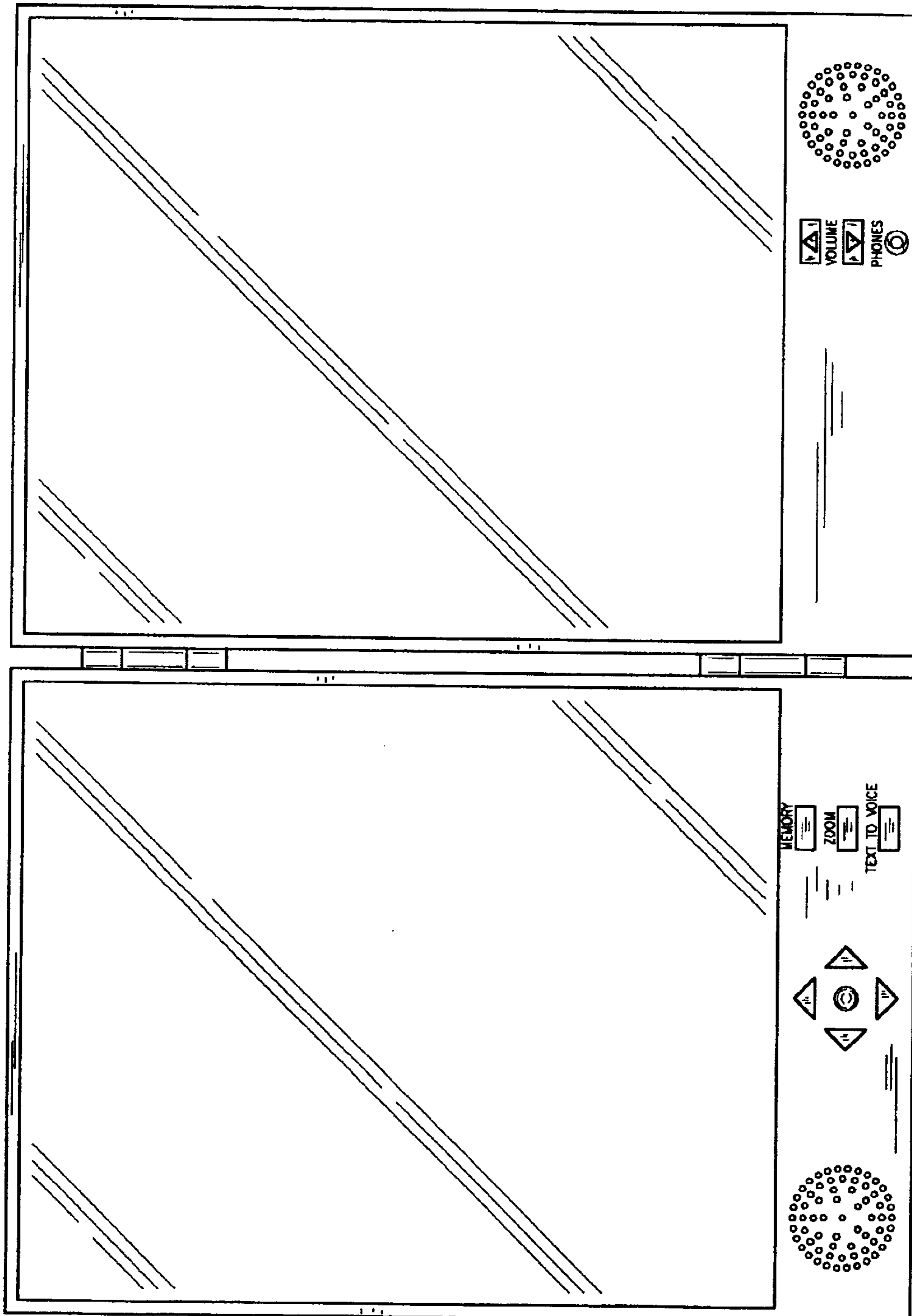


FIG. 1

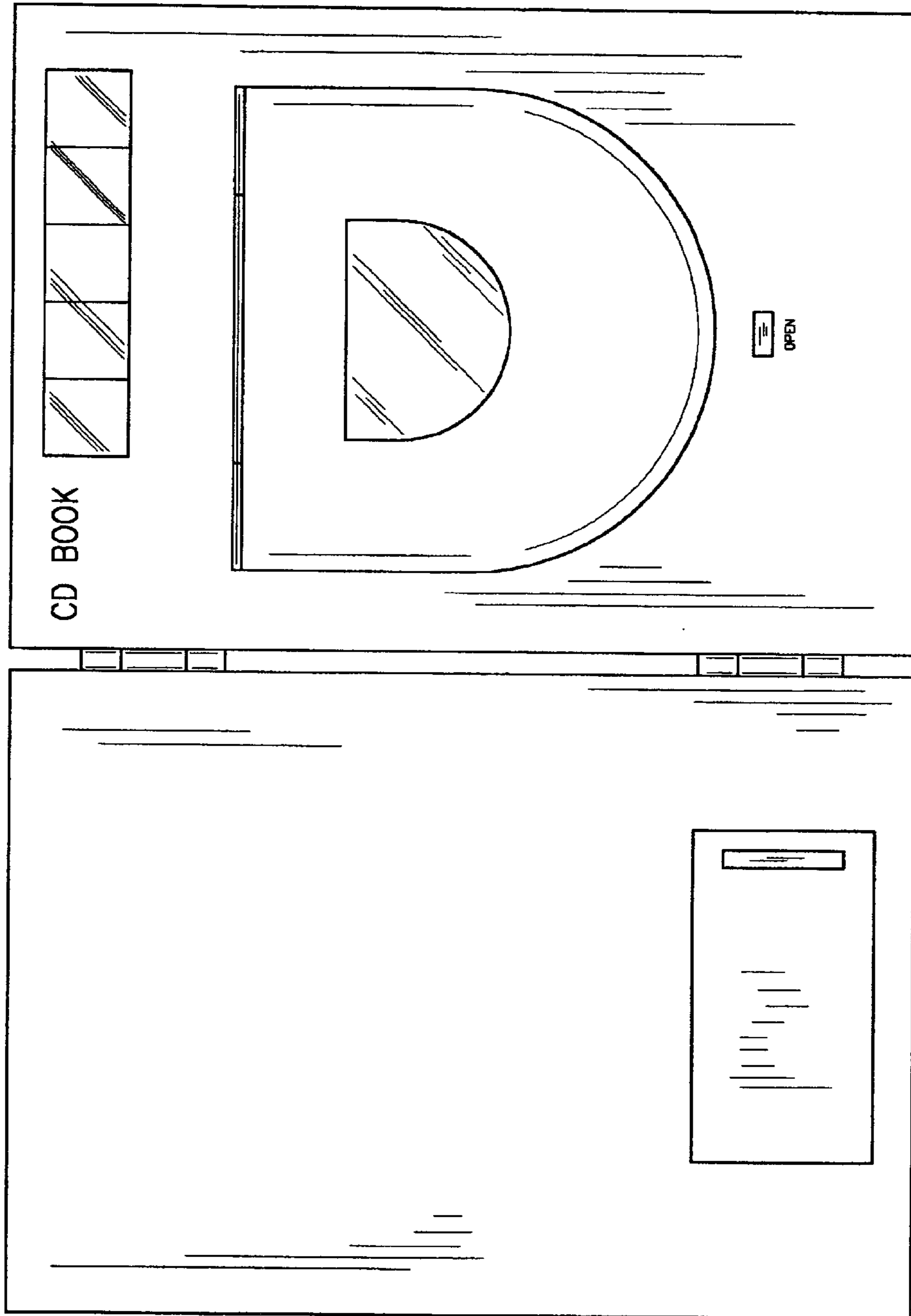


FIG. 2




FIG. 4




FIG. 3

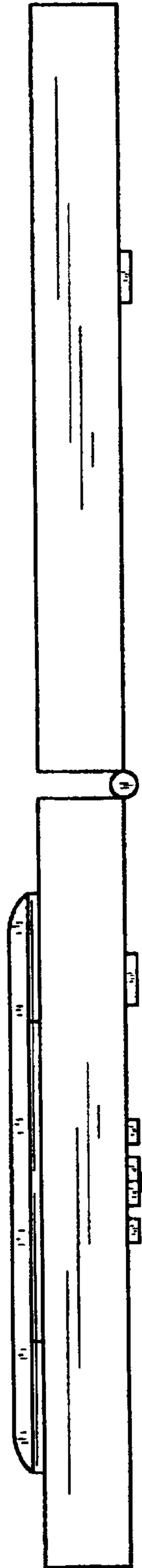


FIG. 5

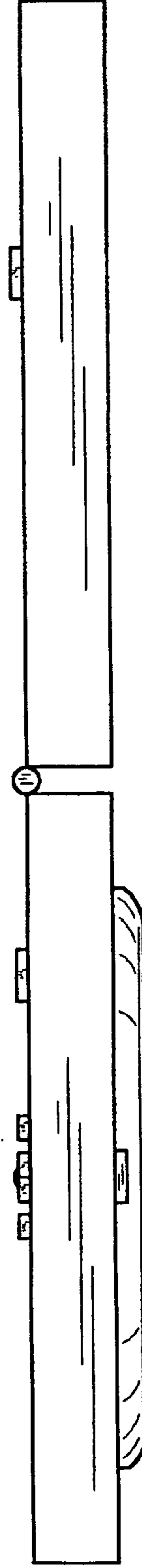


FIG. 6