

US00D499065S

(12) **United States Design Patent**
Shapiro et al.

(10) **Patent No.: US D499,065 S**
(45) **Date of Patent: ** Nov. 30, 2004**

- (54) **INDUSTRIAL TIRE**
- (75) Inventors: **Edward Shapiro, Toronto (CA);**
Wayne Taylor, Toronto (CA)
- (73) Assignee: **Industrial Tires Limited, Ontario (CA)**
- (**) Term: **14 Years**
- (21) Appl. No.: **29/191,762**
- (22) Filed: **Oct. 13, 2003**
- (51) **LOC (7) Cl. 12-15**
- (52) **U.S. Cl. D12/501; D12/544; D12/605**
- (58) **Field of Search D12/500, 501,**
D12/502, 512, 544, 579, 605; 152/209.1,
209.12, 209.13, 209.28, 523

- 6,138,729 A 10/2000 Hsiao
- 6,286,572 B1 9/2001 Chen
- D455,996 S * 4/2002 Buckley D12/500
- D481,988 S * 11/2003 Wachendorf D12/500

OTHER PUBLICATIONS

1 page from website: www.tycushiontire.com/pro_pattern.htm showing tires in the product line from Ty Cushion Tire.

2 pages from website: www.tycushiontire.com/pro_p_d.htm showing D- and DA-Pattern tires from the Ty Cushion Tire product line.

2 pages from website: www.tycushiontire.com/pro_p_e.htm showing E-Pattern tire from the Ty Cushion Tire product line.

2 pages from website: www.tycushiontire.com/pro_p_f.htm showing F- and FA-Pattern tires from the Ty Cushion Tire product line.

2 pages from website: www.tycushiontire.com/pro_p_h.htm showing H-HA-Pattern tire from the Ty Cushion Tire product line.

(56) **References Cited**

U.S. PATENT DOCUMENTS

- 957,168 A * 5/1910 Kempshall 152/209.16
- 1,365,539 A * 1/1921 Pepple 152/48
- D57,363 S * 3/1921 Lambert D12/537
- 1,430,100 A * 9/1922 Mitchell 152/326
- 1,462,760 A 7/1923 Krusemark
- 1,477,564 A 12/1923 Hulse
- 1,487,920 A * 3/1924 Dawson 152/152
- D68,536 S * 10/1925 Lenhoff D12/569
- 1,597,381 A 8/1926 Lambert
- 1,641,150 A 9/1927 Brubaker
- 1,662,007 A 3/1928 Kuhike
- 1,678,014 A 7/1928 Manly
- 1,702,081 A 2/1929 Hatfield
- 3,770,038 A * 11/1973 Wolfe 152/209.12
- 4,037,635 A 7/1977 Ippen et al.
- 4,141,252 A * 2/1979 Lodge 73/724
- 4,235,270 A 11/1980 Kahaner et al.
- 4,998,980 A 3/1991 Katou
- 5,078,454 A * 1/1992 Rollinson 301/44.1
- D329,413 S * 9/1992 Chandler D12/563
- 5,197,785 A 3/1993 Berry
- 5,343,916 A 9/1994 Duddey et al.
- 5,435,367 A 7/1995 Price
- D401,896 S * 12/1998 Chandler et al. D12/501
- D410,603 S * 6/1999 Chandler et al. D12/605

(List continued on next page.)

Primary Examiner—Robert M. Spear
(74) *Attorney, Agent, or Firm*—Woodard, Emhardt, Moriarty, McNett & Henry LLP


(57) **CLAIM**

The ornamental design for an industrial tire, as shown and described.

DESCRIPTION

FIG. 1 is a front elevational view of an industrial tire according to one embodiment of the present invention. The rear elevation view is identical to the front elevational view. FIG. 2 is a right side elevational view of the industrial tire of FIG. 1. The left side elevational view, top plan view, and bottom plan view are identical to the right side elevational view; and, FIG. 3 is a front, left, and top perspective view of the industrial tire of FIG. 1.

1 Claim, 2 Drawing Sheets



OTHER PUBLICATIONS

2 pages from website: www.tycushiontire.com/pro_p_j.htm showing J- and JA-Pattern tires from the Ty Cushion Tire product line.

2 pages from website: www.tycushiontire.com/pro_p_p.htm showing P-Pattern tire from the Ty Cushion Tire product line.

2 pages from website: www.tycushiontire.com/pro_p_r.htm showing R-Pattern tire from the Ty Cushion Tire product line.

2 pages from website: www.tycushiontire.com/pro_p_s.htm showing S-Pattern tire from the Ty Cushion Tire Product line.

2 pages from website: www.tycushiontire.com/prop_p_u.htm showing U-Pattern tire from the Ty Cushion Tire product line.

* cited by examiner

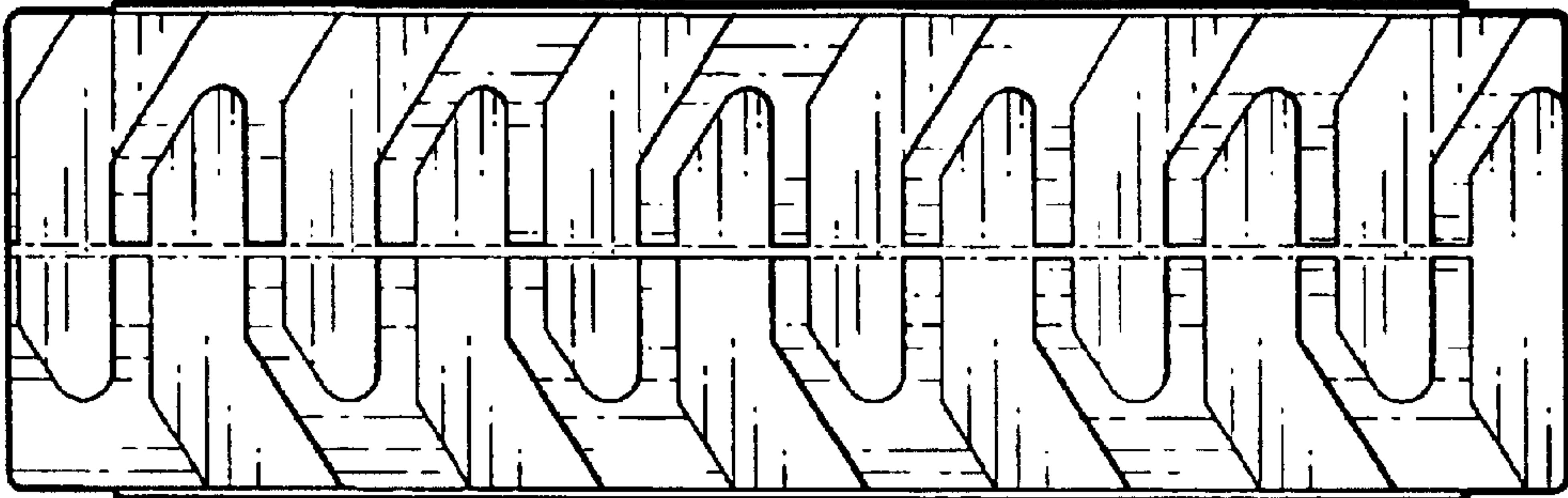


Fig. 2

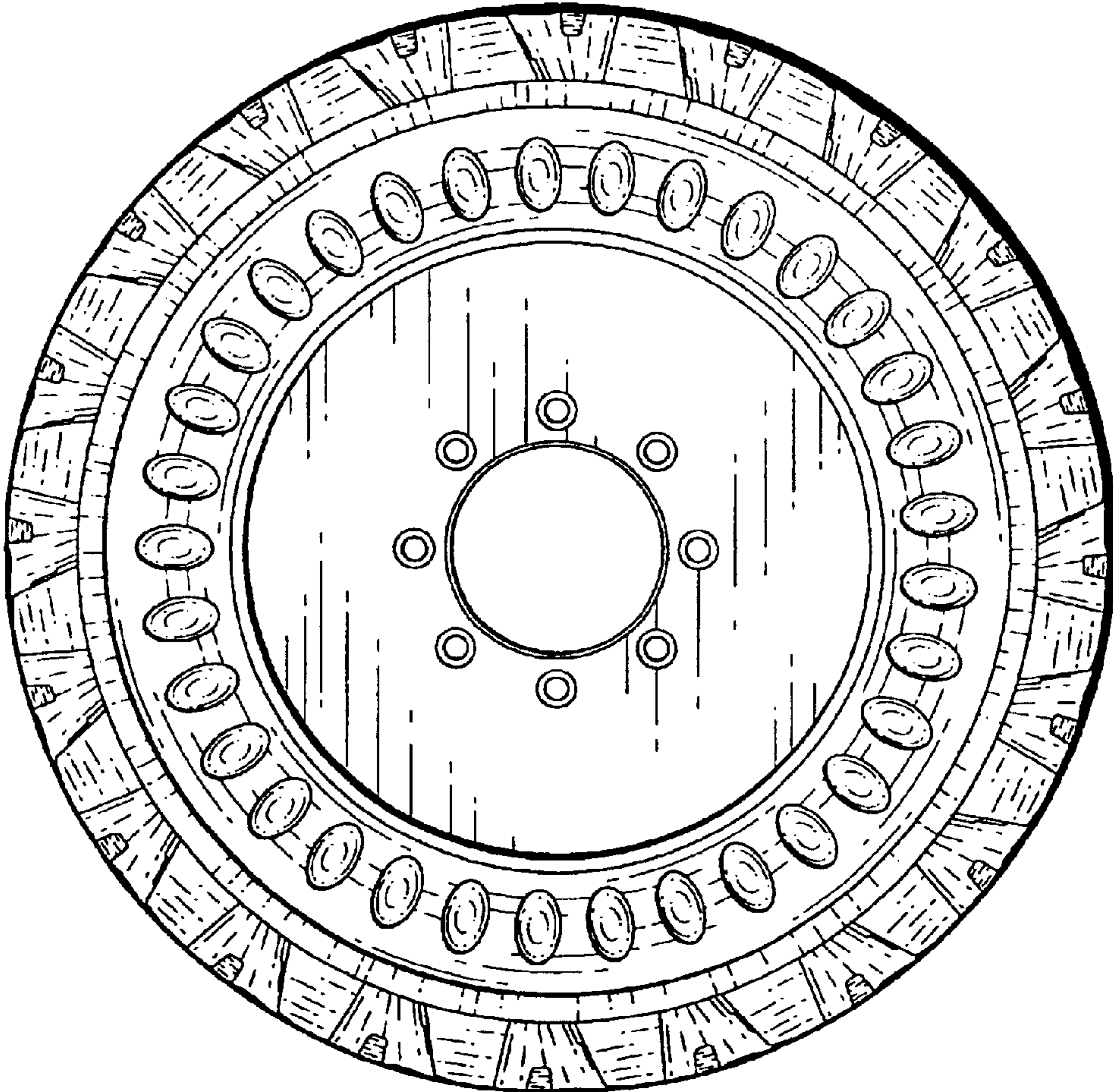


Fig. 1

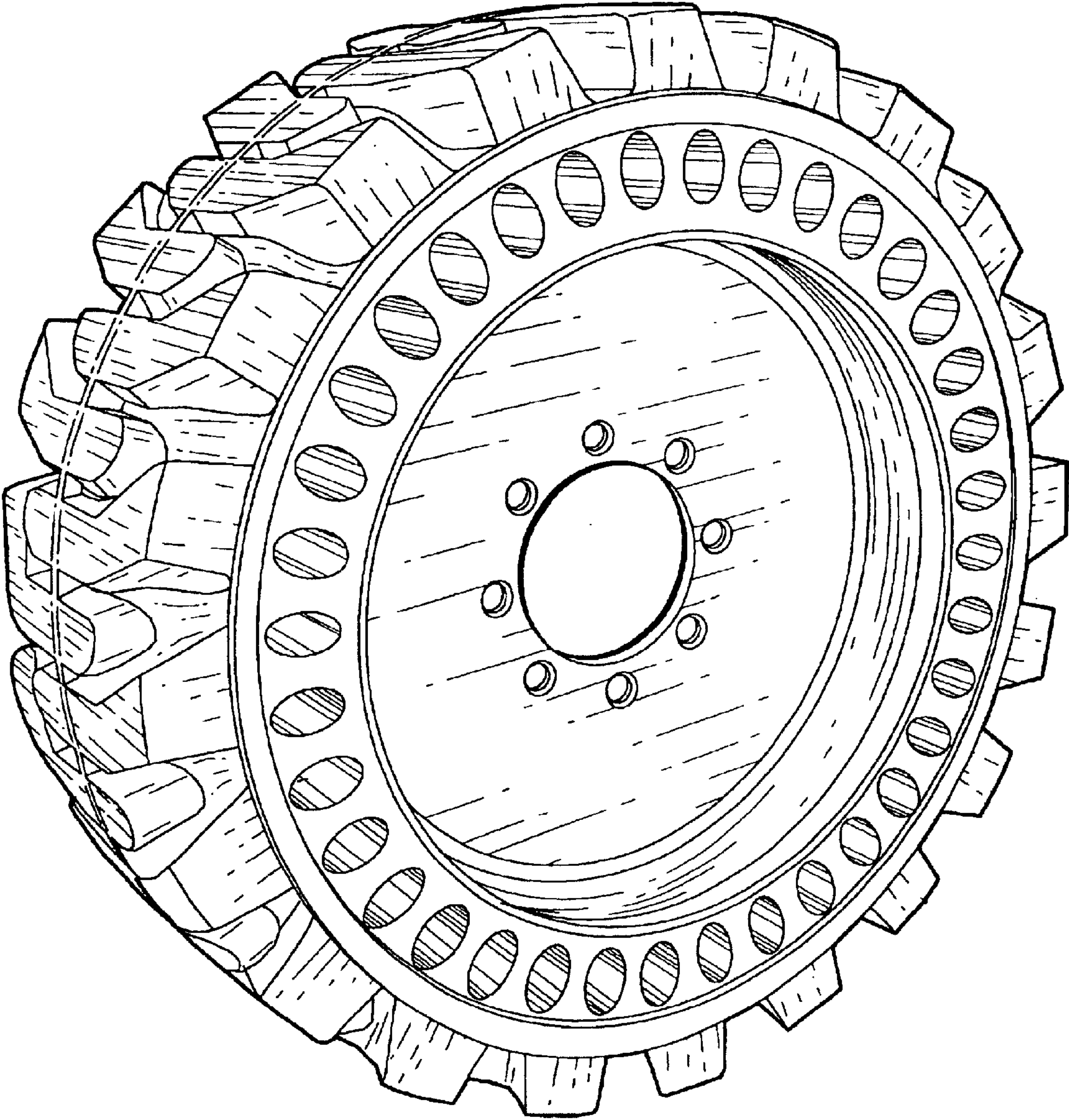


Fig. 3