

US00D499061S

(12) **United States Design Patent**  
**Echazabal**

(10) **Patent No.:** **US D499,061 S**

(45) **Date of Patent:** **\*\* Nov. 30, 2004**

(54) **VEHICLE WHEEL**

(75) **Inventor:** **Alberto Echazabal, Pasadena, CA (US)**

(73) **Assignee:** **Demm Global, S.L., Ribarroja del Turia (ES)**

(\*\*) **Term:** **14 Years**

(21) **Appl. No.:** **29/204,379**

(22) **Filed:** **Apr. 29, 2004**

(30) **Foreign Application Priority Data**

Oct. 31, 2003 (ES) ..... 157541

(51) **LOC (7) Cl.** ..... **12-16**

(52) **U.S. Cl.** ..... **D12/209**

(58) **Field of Search** ..... **D12/204-213;**  
**301/37.101, 64.101, 65**

(56) **References Cited**

**U.S. PATENT DOCUMENTS**

D438,161 S \* 2/2001 Ong ..... D12/209

D451,462 S \* 12/2001 Donikoglu ..... D12/209

D464,308 S \* 10/2002 Chung ..... D12/209

D478,305 S \* 8/2003 Kern ..... D12/209

D478,541 S \* 8/2003 Sulahian ..... D12/209

D484,085 S \* 12/2003 Tirado ..... D12/211

D492,239 S \* 6/2004 Brintouch et al. .... D12/211

\* cited by examiner

*Primary Examiner*—Stacia Cadmus

(74) *Attorney, Agent, or Firm*—Bacon & Thomas, PLLC

(57) **CLAIM**

The ornamental design for a vehicle wheel, as shown and described.

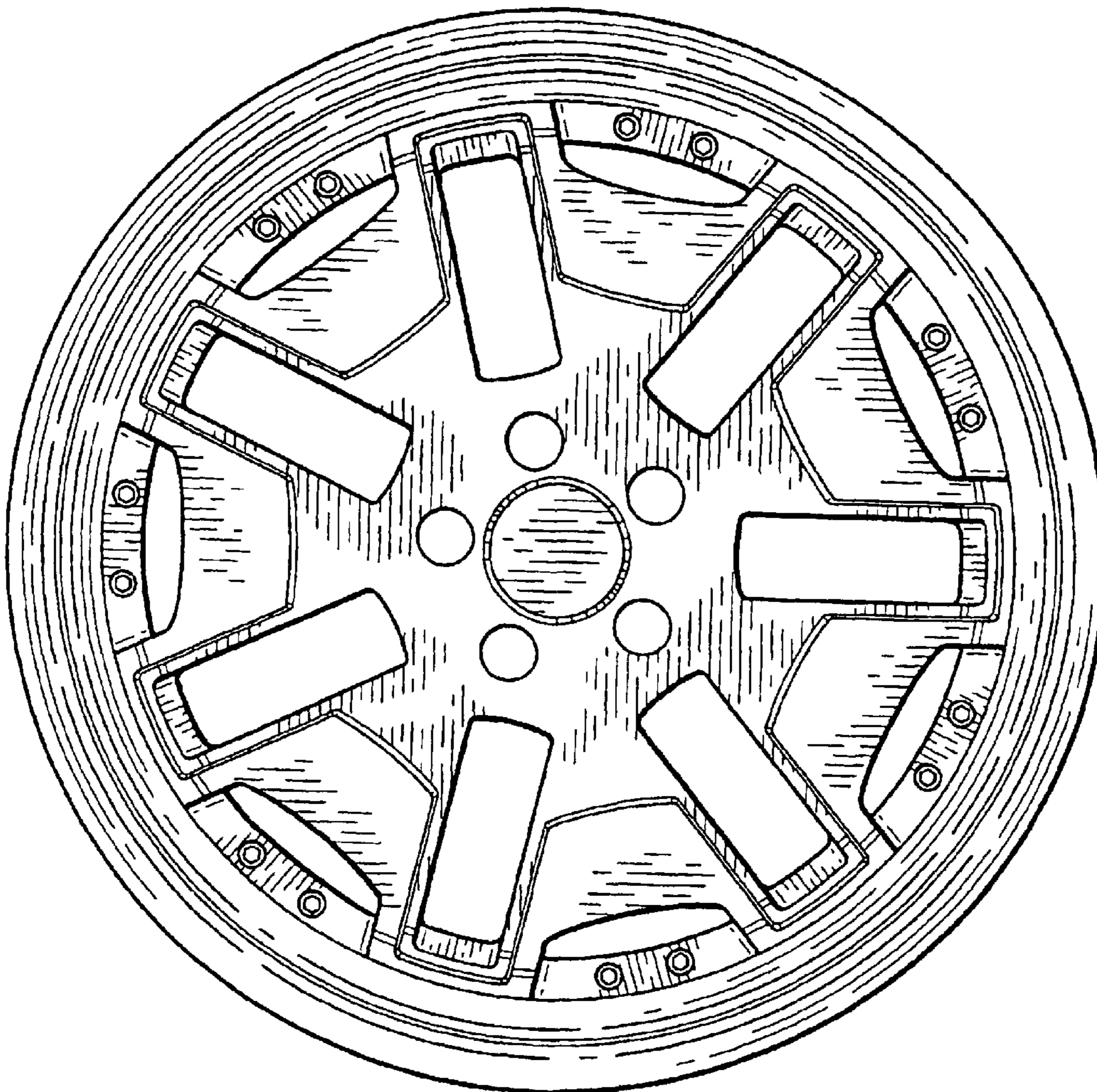
**DESCRIPTION**

FIG. 1 is a left side perspective view of a vehicle wheel showing my new design; and,

FIG. 2 is a front elevation view of the wheel shown in FIG. 1.

The broken lines showing of environment is for illustrative purposes only and forms no part of the claimed design.

**1 Claim, 2 Drawing Sheets**



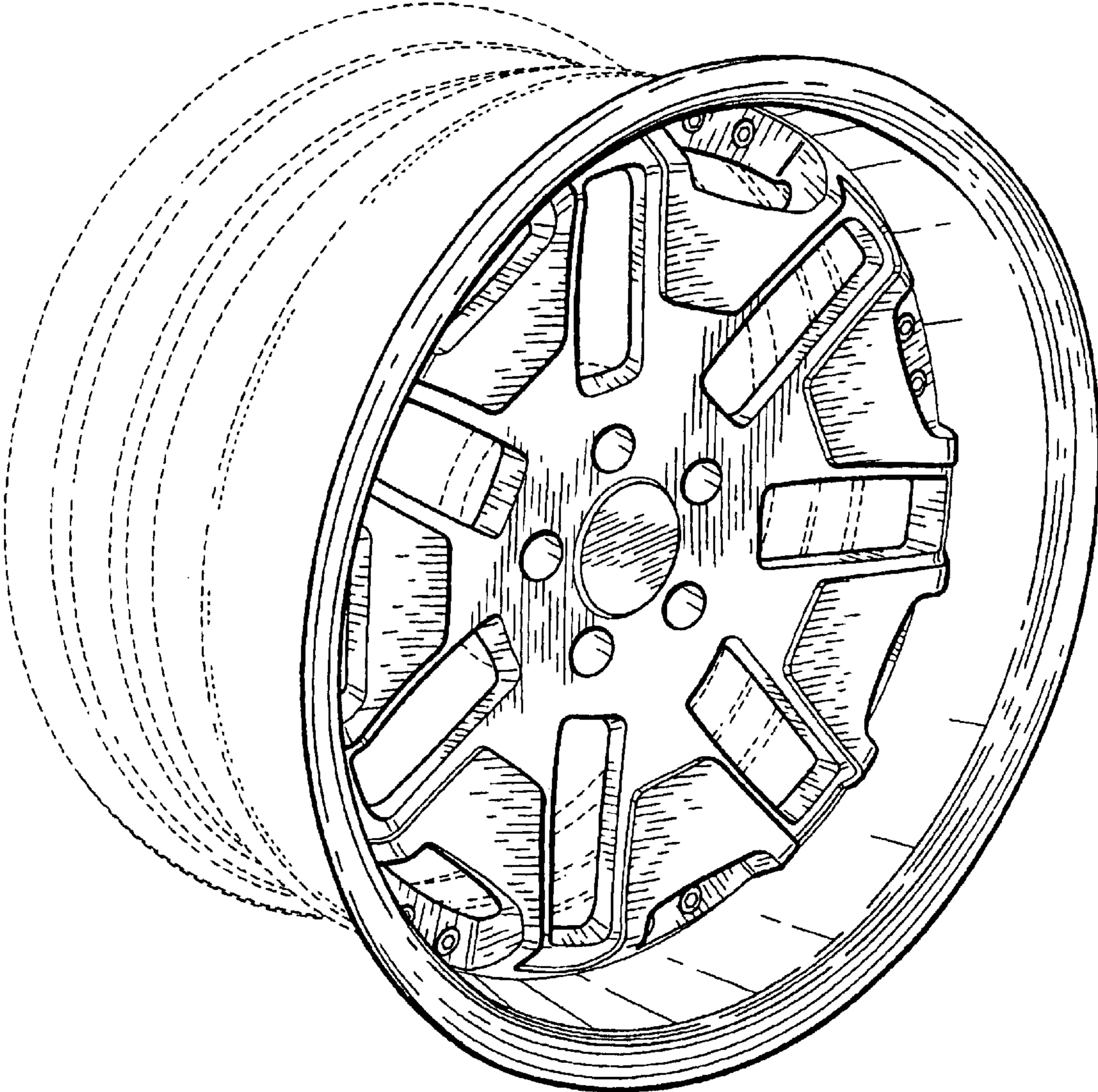


FIG. 1



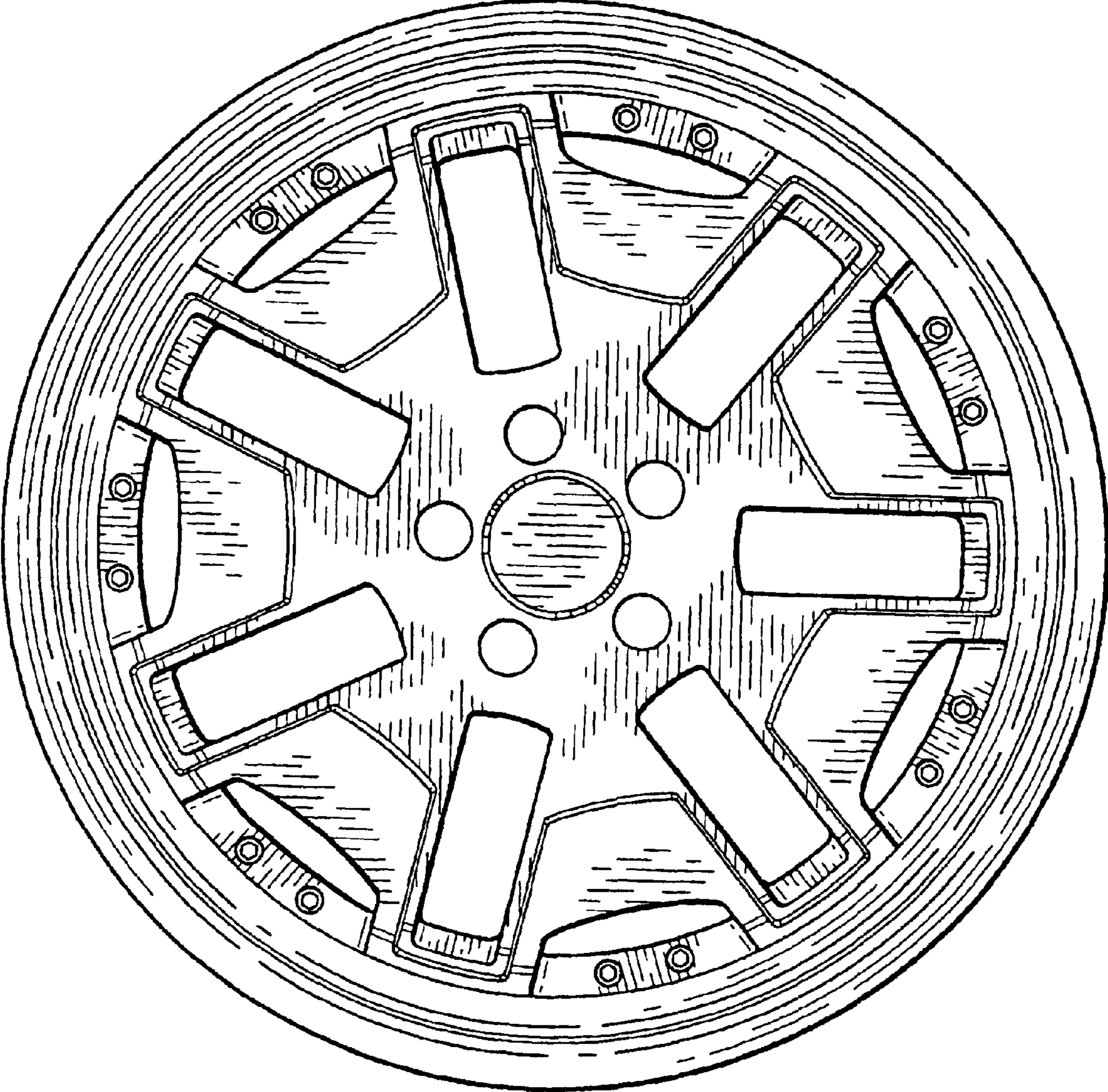


FIG. 2