

US00D499054S

(12) **United States Design Patent**  
**Pfeiffer**

(10) **Patent No.:** **US D499,054 S**

(45) **Date of Patent:** **\*\* Nov. 30, 2004**

(54) **FRONTAL CONFIGURATION OF A STEERING WHEEL**

(75) **Inventor:** **Peter Pfeiffer**, Boeblingen (DE)

(73) **Assignee:** **DaimlerChrysler AG**, Stuttgart (DE)

(\*\*) **Term:** **14 Years**

(21) **Appl. No.:** **29/197,309**

(22) **Filed:** **Jan. 14, 2004**

(30) **Foreign Application Priority Data**

Aug. 15, 2003 (DE) ..... 4 03 05 371

(51) **LOC (7) Cl.** ..... **12-16**

(52) **U.S. Cl.** ..... **D12/176**

(58) **Field of Search** ..... D12/175-177;  
74/552, 558, 558.5

(56) **References Cited**

**U.S. PATENT DOCUMENTS**

D421,945 S \* 3/2000 Sacco et al. .... D12/176  
D440,914 S \* 4/2001 Pfeiffer ..... D12/176

D454,101 S \* 3/2002 Pfeiffer et al. .... D12/176  
D460,031 S \* 7/2002 Montijo ..... D12/176  
D466,059 S \* 11/2002 Pfeiffer et al. .... D12/176  
D472,858 S \* 4/2003 Pfeiffer et al. .... D12/176  
D475,665 S \* 6/2003 Pfeiffer et al. .... D12/176  
D483,305 S \* 12/2003 Okumura ..... D12/176

\* cited by examiner

*Primary Examiner*—Melody N. Brown

(74) *Attorney, Agent, or Firm*—Crowell & Moring LLP

(57) **CLAIM**

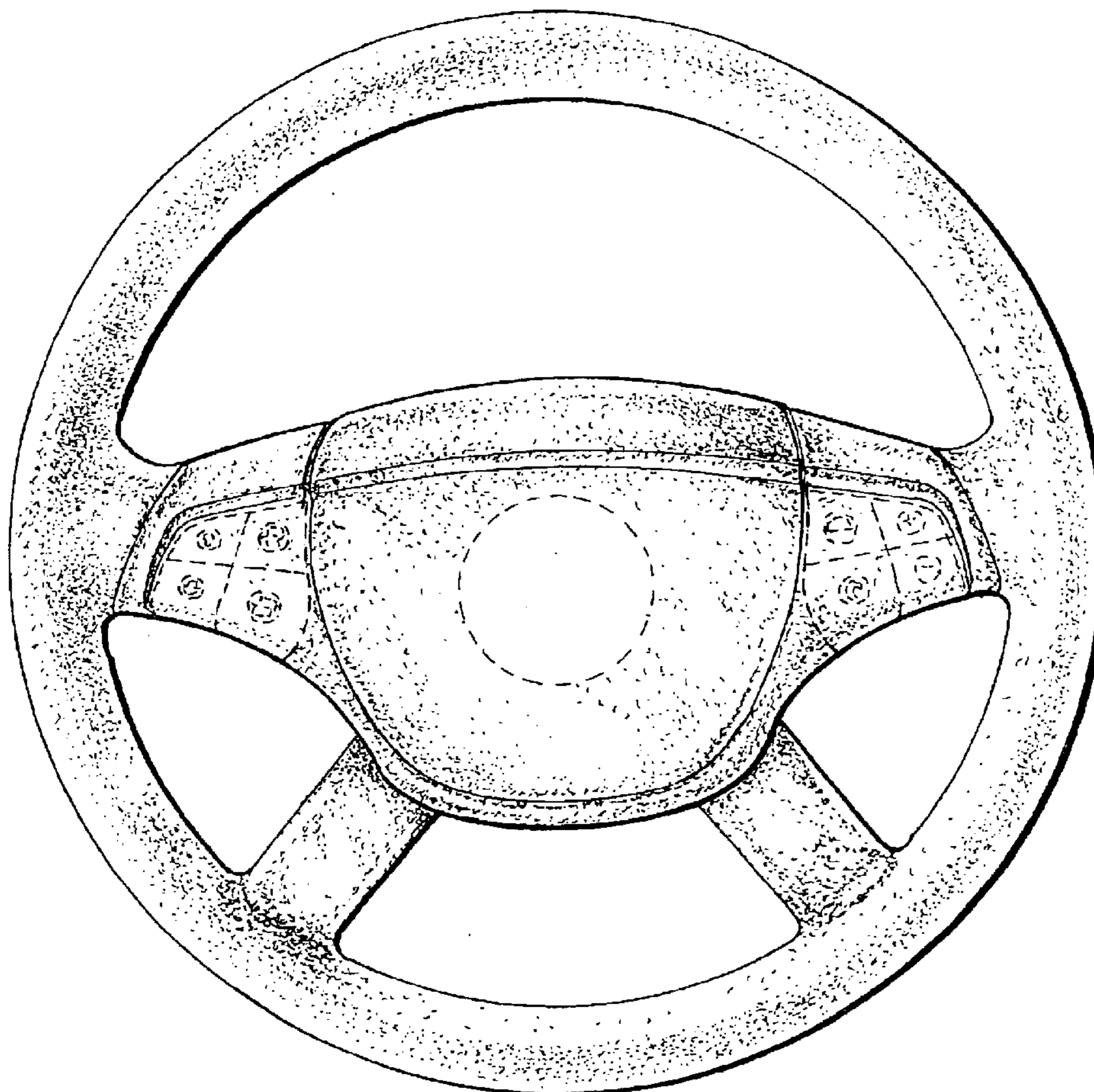
The ornamental design for a frontal configuration of a steering wheel, as shown and described.

**DESCRIPTION**

FIG. 1 is a front view of a frontal configuration of a steering wheel according to my novel design; and, FIG. 2 is a perspective view of a frontal configuration of a steering wheel according to my novel design.

The broken lines are for illustrative purposes only and form no part of the claimed design.

**1 Claim, 2 Drawing Sheets**



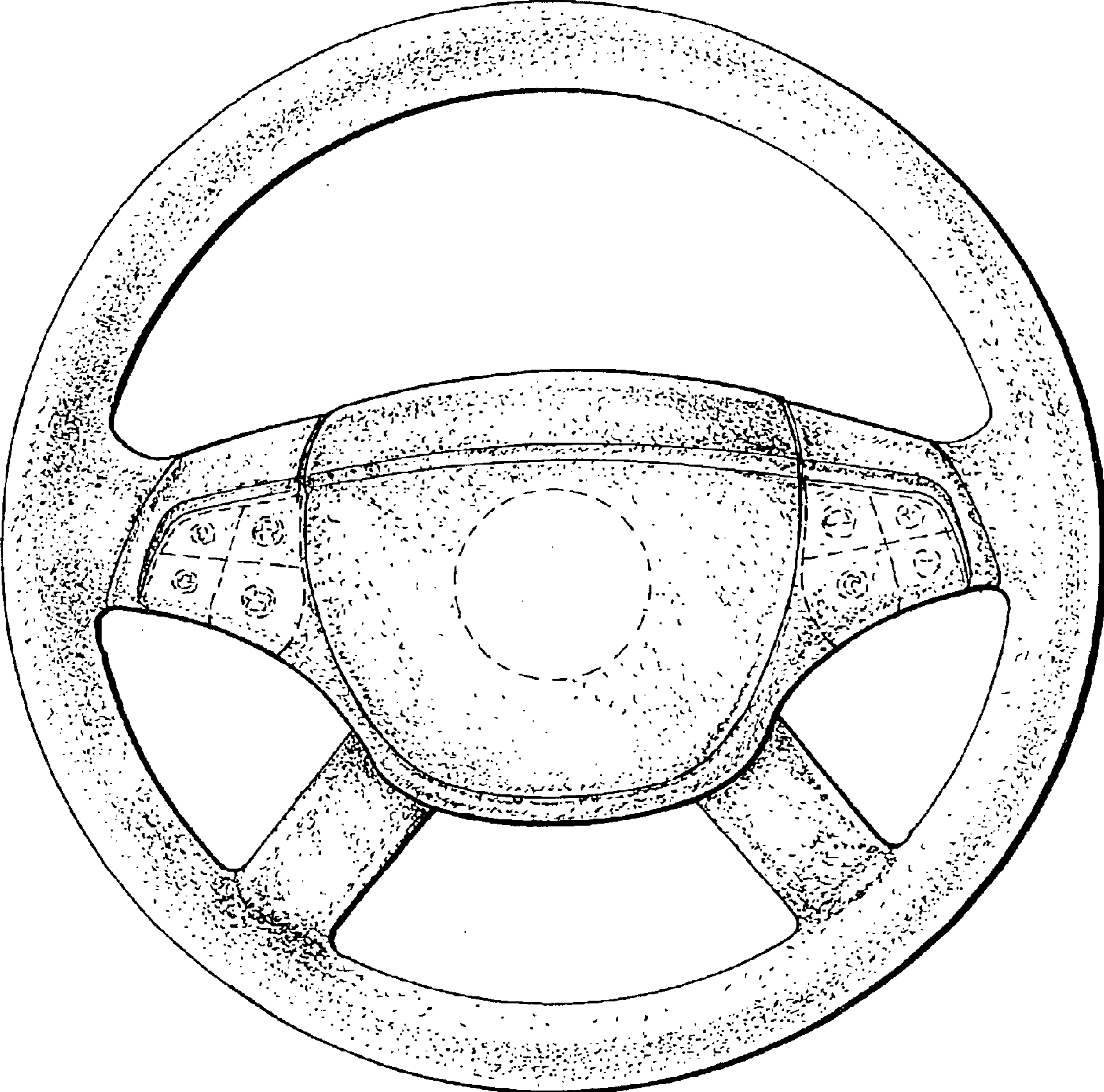


FIG. 1



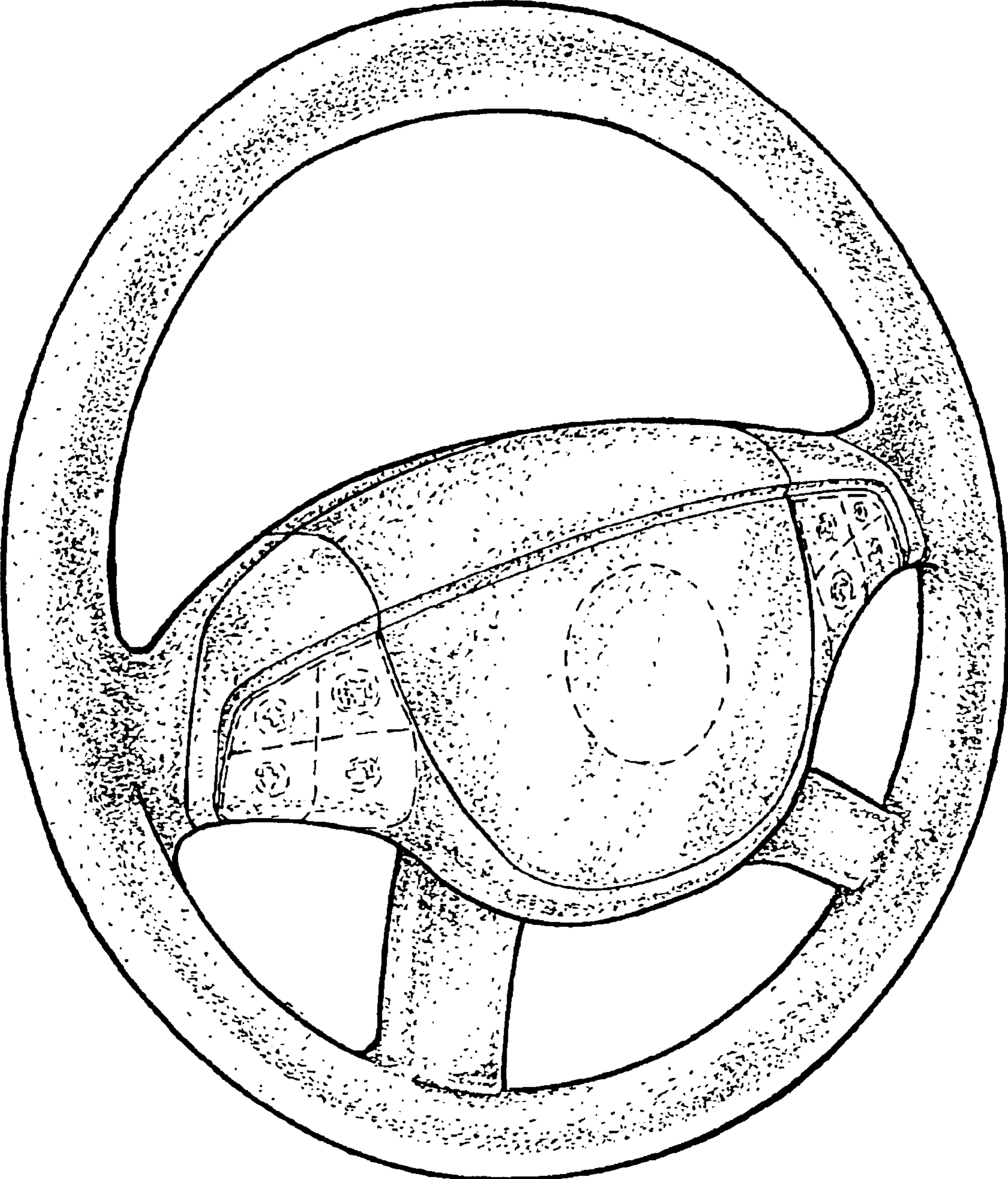


FIG. 2