



US00D499050S

(12) **United States Design Patent**
Lindenman et al.

(10) **Patent No.: US D499,050 S**
(45) **Date of Patent: ** Nov. 30, 2004**

(54) **FOOT MOUNT FOR TRUCK BED**
(75) Inventors: **Thomas W. Lindenman**, South Bend,
IN (US); **Richard W. McCoy**, Granger,
IN (US); **Anthony S. Roberts**, Granger,
IN (US)

5,765,849 A * 6/1998 Moulton et al. 280/433
D413,290 S * 8/1999 Hinwood D12/159
6,099,015 A 8/2000 Marcy
6,467,791 B1 10/2002 Fandrich et al.
6,502,846 B2 1/2003 Fandrich et al.
2004/0035610 A1 * 2/2004 Chan 177/25.11

* cited by examiner

(73) Assignee: **Cequent Towing Products, Inc.**,
Plymouth, MI (US)

Primary Examiner—Robert M. Spear
(74) *Attorney, Agent, or Firm*—King & Schickli, PLLC

(**) Term: **14 Years**

(57) **CLAIM**

(21) Appl. No.: **29/177,465**

The ornamental design for a foot mount for truck bed, as shown and described.

(22) Filed: **Mar. 11, 2003**

DESCRIPTION

(51) **LOC (7) Cl.** **12-16**

(52) **U.S. Cl.** **D12/161; D12/203**

(58) **Field of Search** D12/161-2, 197,
D12/199, 203, 400; D9/307, 441, 451;
280/433, 441, 441.1, 477, 490.1, 507, 511

FIG. 1 is a perspective view of the foot mount for truck bed of the present invention;
FIG. 2 is a left side elevational view, the right side being a mirror image thereof;
FIG. 3 is a front elevational view, the rear view being a mirror image thereof;
FIG. 4 is a top plan view thereof; and,
FIG. 5 is a bottom plan view thereof.

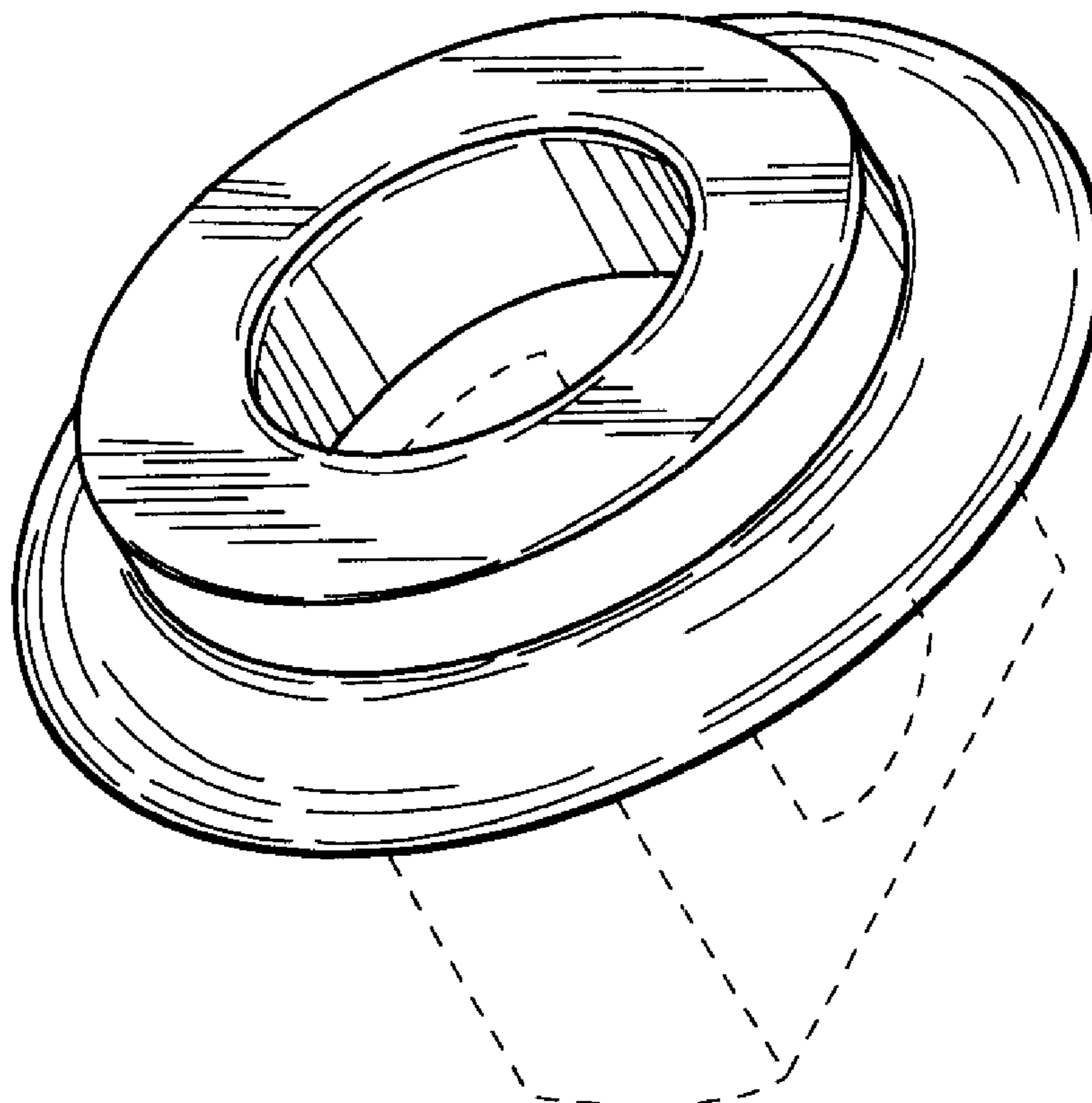
(56) **References Cited**

U.S. PATENT DOCUMENTS

D212,447 S * 10/1968 Kaser et al. D15/140
D213,986 S * 4/1969 Sides D12/190
4,045,854 A 9/1977 Burton
5,016,898 A 5/1991 Works et al.
5,143,393 A 9/1992 Meyer

The broken lines in the drawings represent environmental structure only and form no part of the claimed design.

1 Claim, 3 Drawing Sheets



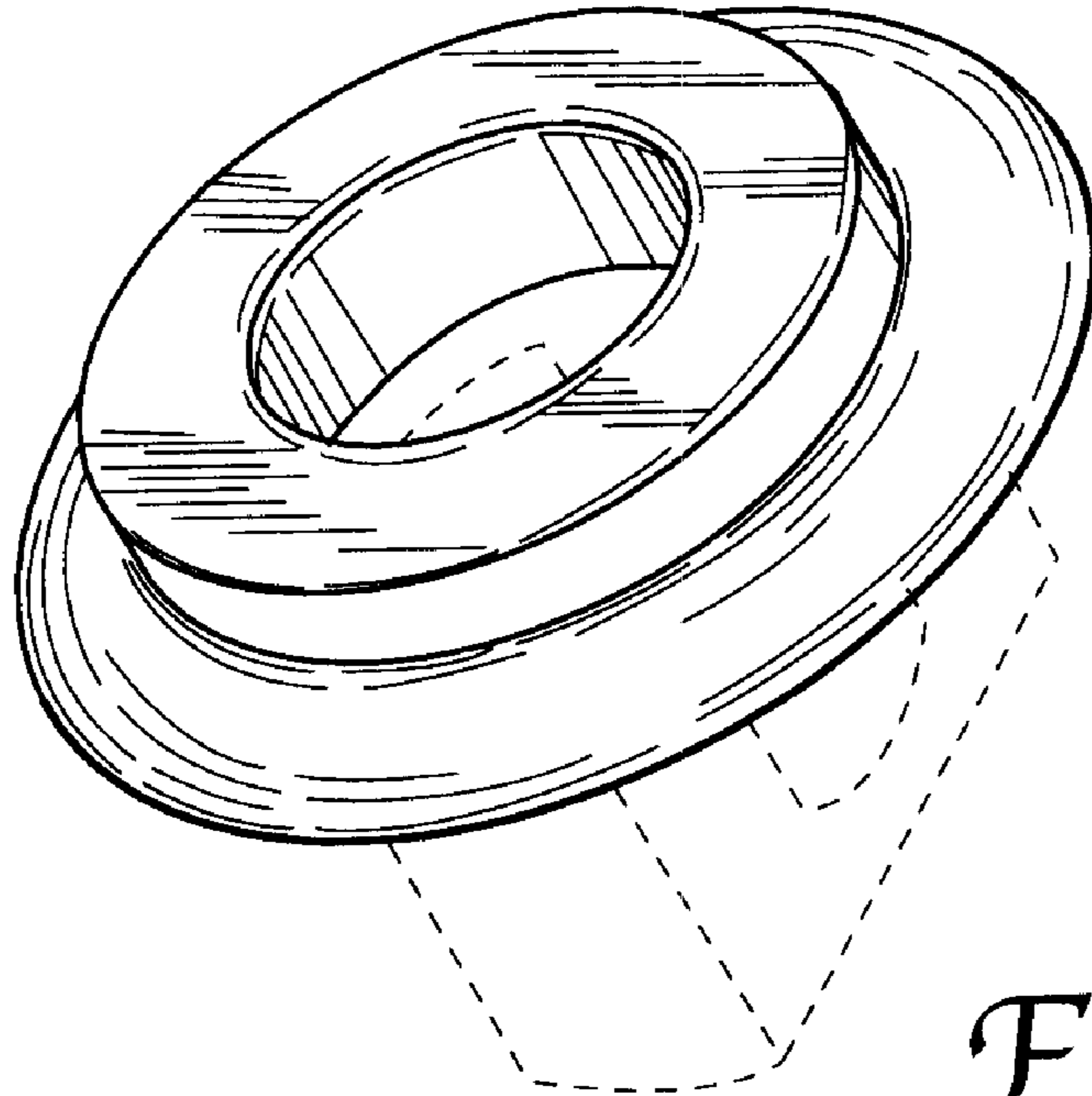


Fig. 1




Fig. 2

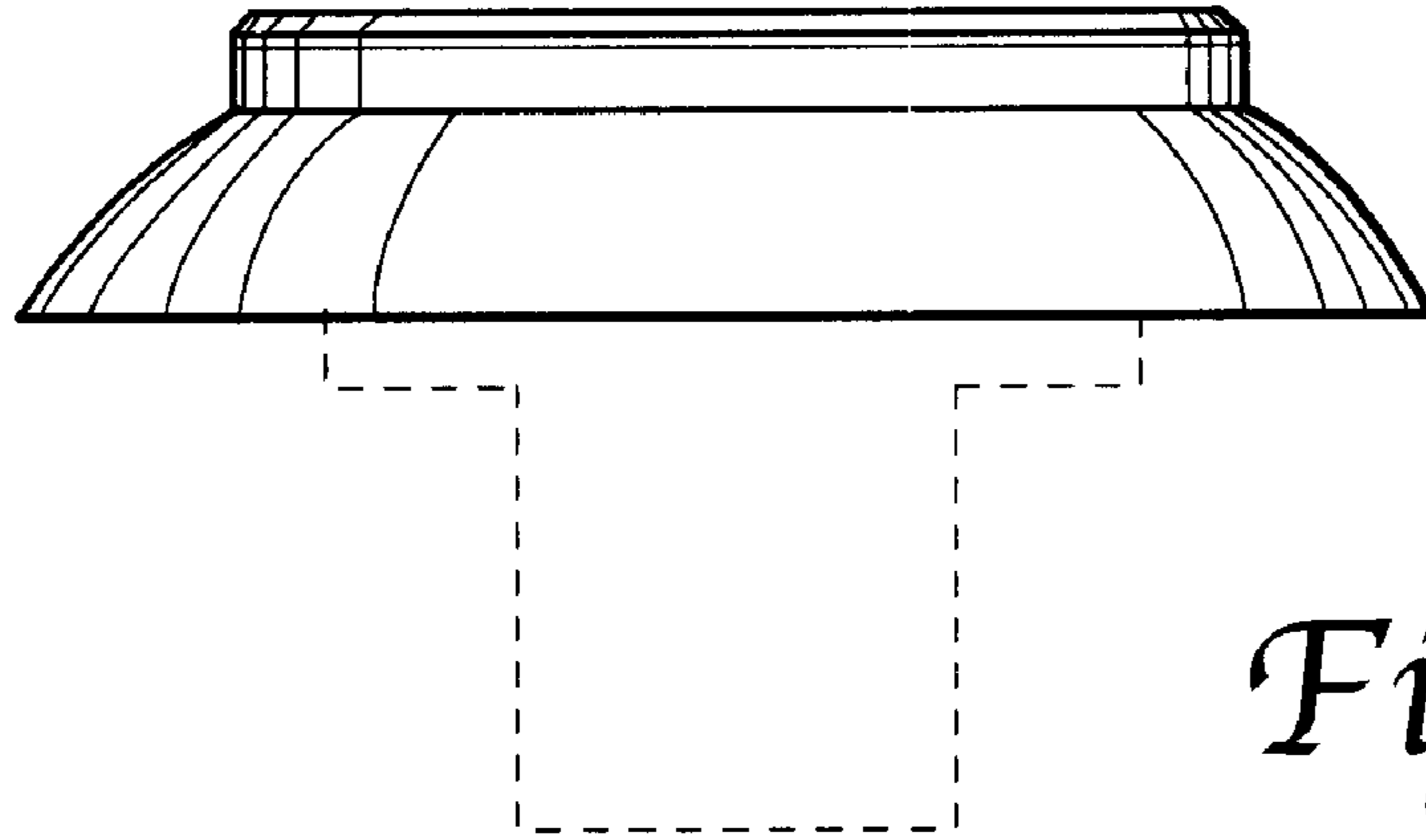


Fig. 3

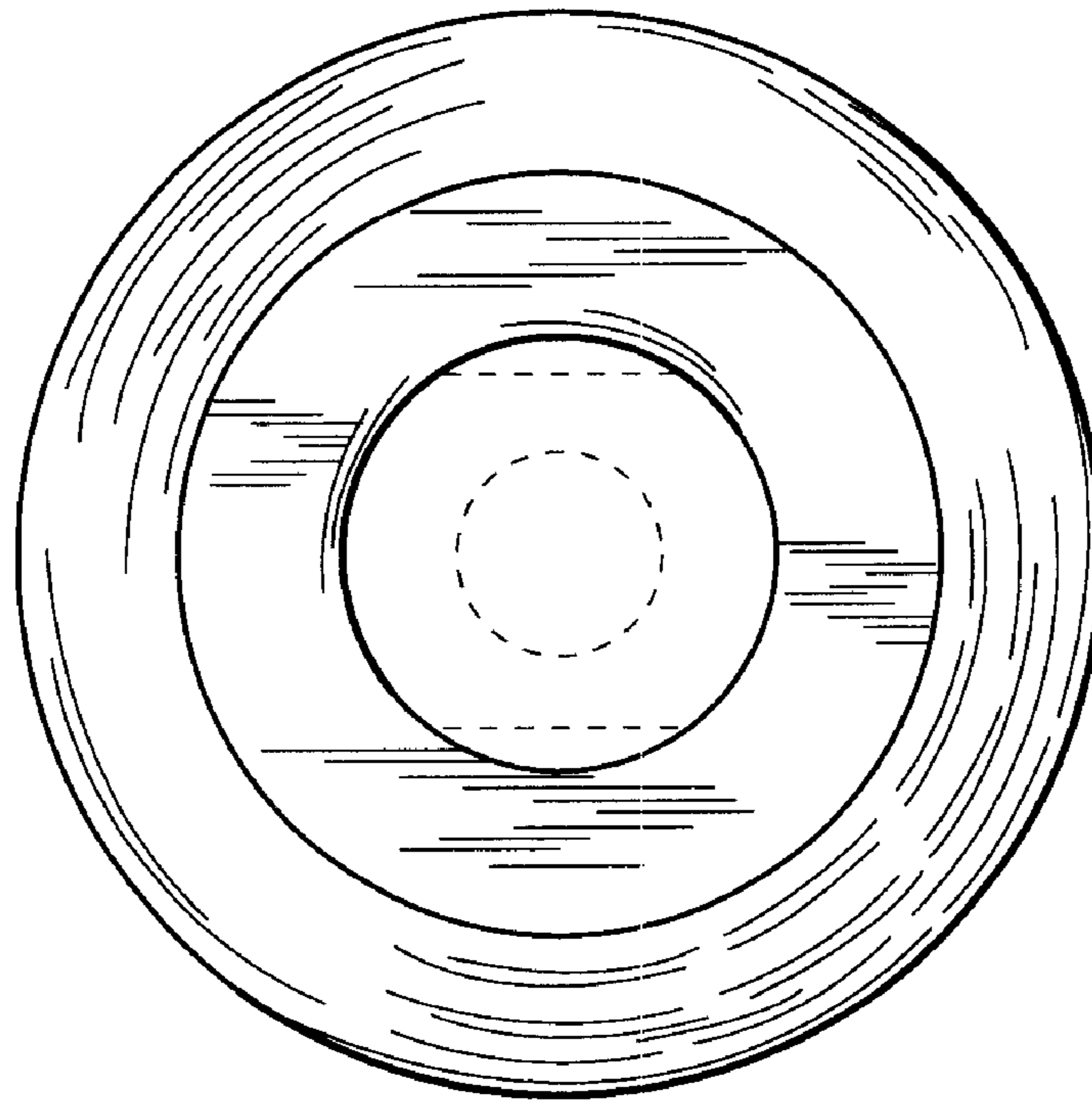


Fig. 4

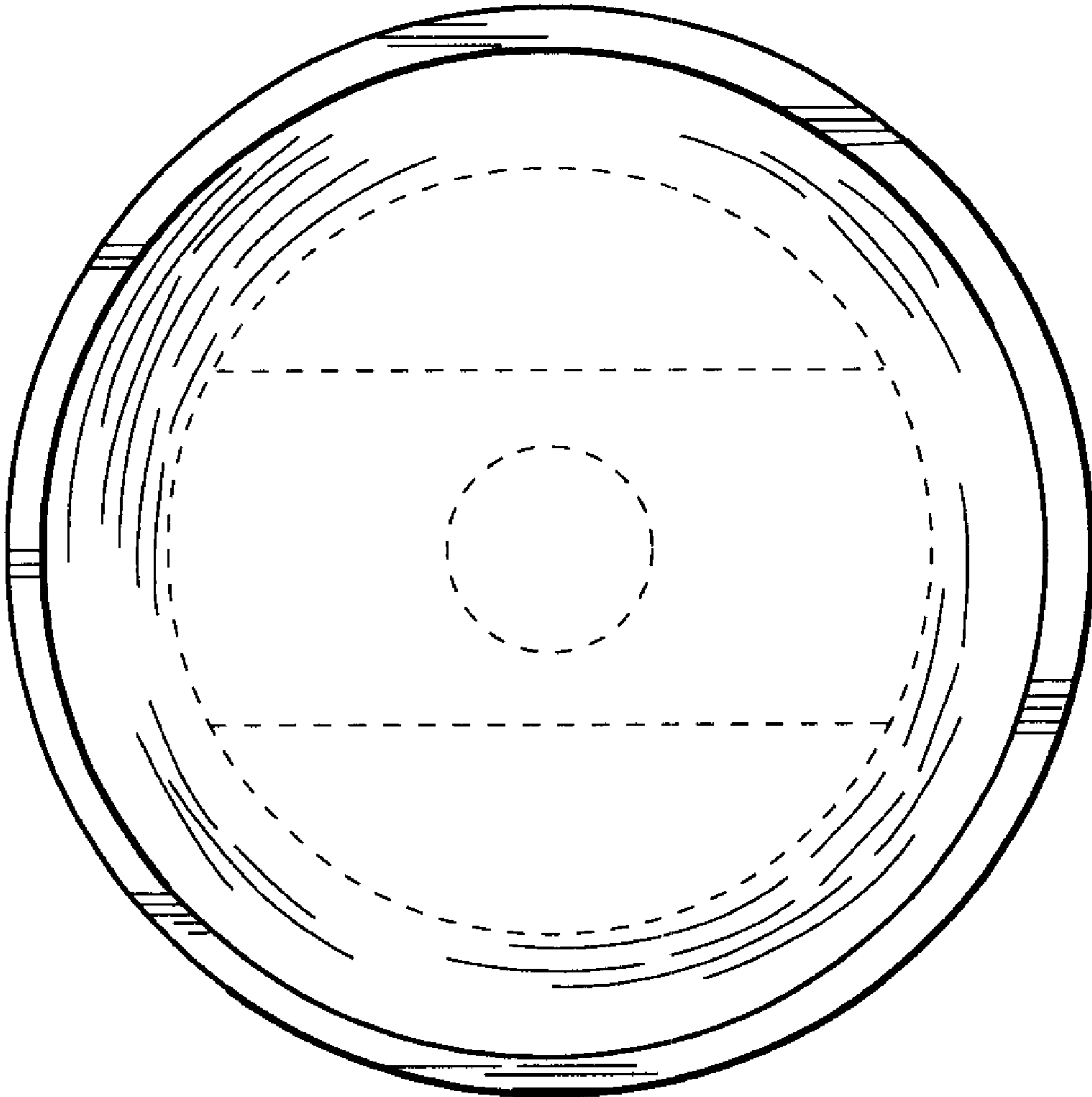


Fig. 5