



US00D499044S

(12) **United States Design Patent** (10) **Patent No.:** **US D499,044 S**
Peaks (45) **Date of Patent:** **** Nov. 30, 2004**

(54) **EDUCATIONAL ATTAINMENT PIN**

(76) **Inventor:** **Alice Peaks**, 137-56 Lareltan Pkwy.,
Rosedale, NY (US) 11422

(**) **Term:** **14 Years**

(21) **Appl. No.:** **29/197,063**

(22) **Filed:** **Jan. 2, 2004**

(51) **LOC (7) Cl.** **11-01**

(52) **U.S. Cl.** **D11/48; D11/99**

(58) **Field of Search** **D11/204, 211,**
D11/217, 219, 223, 232, 238, 47, 48, 61,
72, 79, 81, 85, 86, 99, 112; 63/20

(56) **References Cited**

U.S. PATENT DOCUMENTS

264,450 A	*	9/1882	Fletcher	63/20
D49,750 S	*	10/1916	Phillips	D11/204
D180,802 S	*	8/1957	Petitto	D16/342
3,805,047 A		4/1974	Dockstader		
4,076,976 A		2/1978	Fenton		
D255,785 S	*	7/1980	Bishton	D11/43
D268,366 S		3/1983	Hasty		

4,965,705 A		10/1990	Lin		
D336,490 S	*	6/1993	Thomas	D19/28
D357,092 S	*	4/1995	Young	D28/43
D392,204 S	*	3/1998	Morrison	D11/6
5,755,506 A		5/1998	Ray et al.		
6,174,075 B1		1/2001	Fuwausa		
6,233,971 B1		5/2001	Ohlund		

* cited by examiner

Primary Examiner—Louis S. Zarfaz
Assistant Examiner—John Windmuller

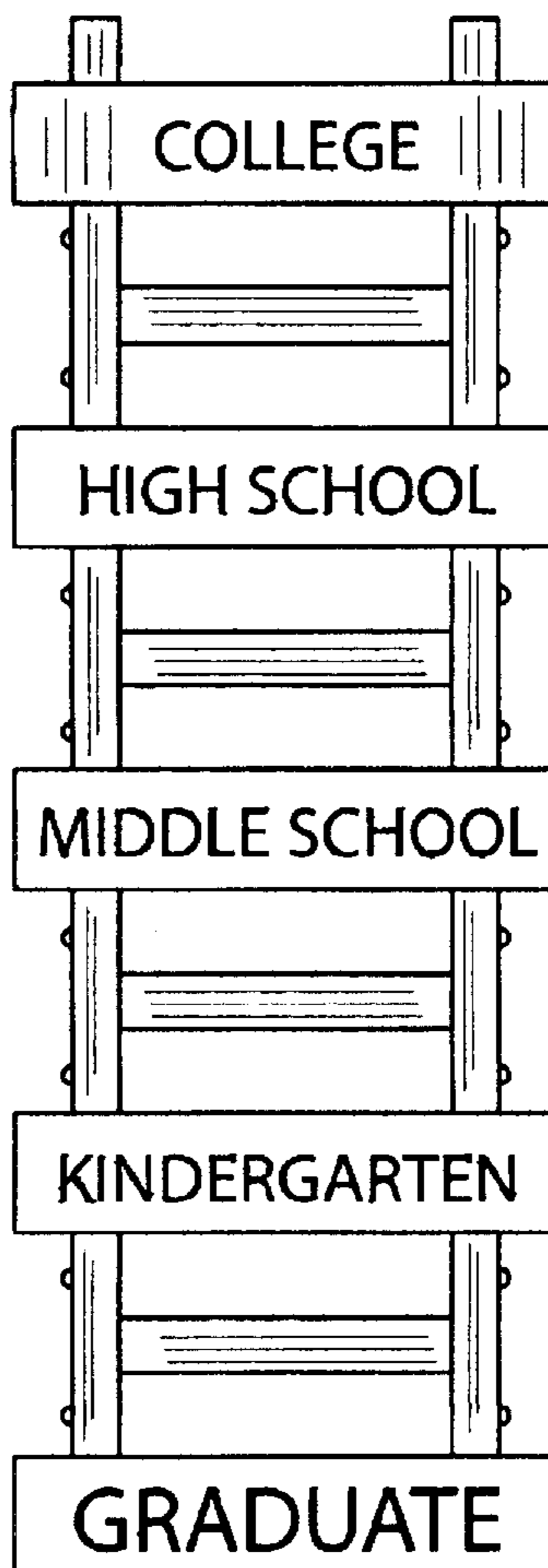
(57) **CLAIM**

The ornamental design for an educational attainment pin, as shown and described.

DESCRIPTION

FIG. 1 is a front elevational view of an educational attainment pin showing my new design; FIG. 2 is a rear elevational view thereof; FIG. 3 is a side view, taken from the left side of FIG. 1; FIG. 4 is a side view, taken from the right side of FIG. 1; FIG. 5 is a top plan view thereof; and, FIG. 6 is a bottom plan view thereof.

1 Claim, 3 Drawing Sheets



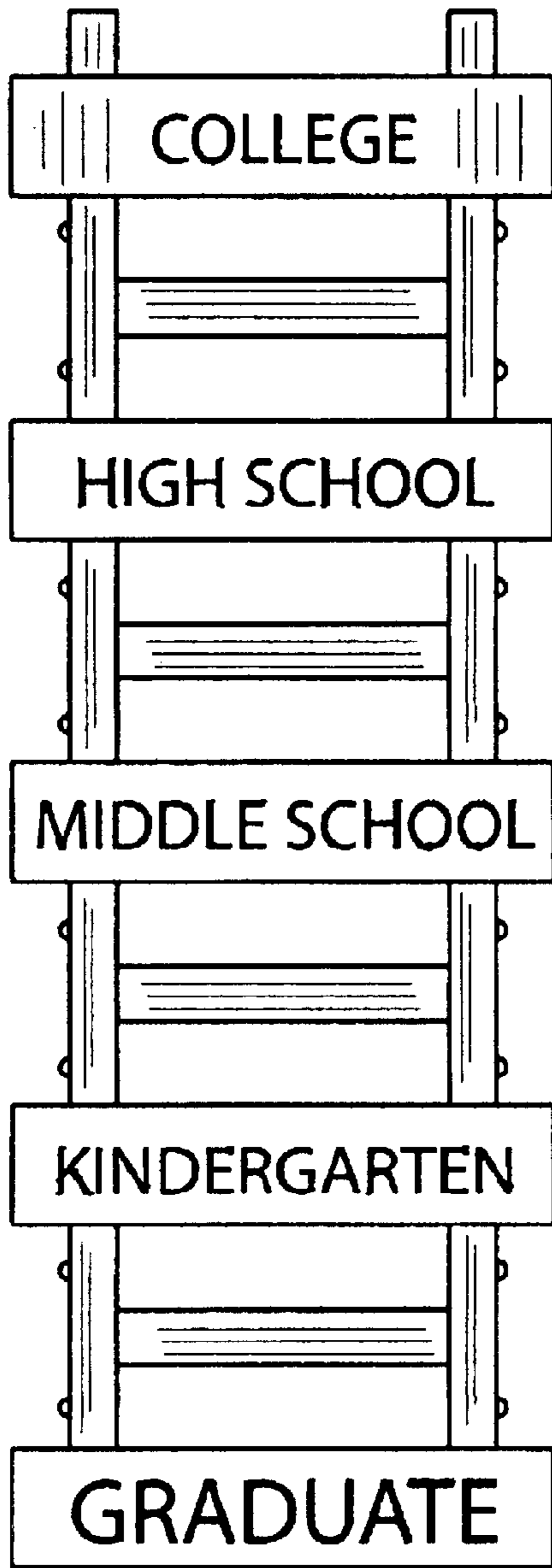


FIG. 1

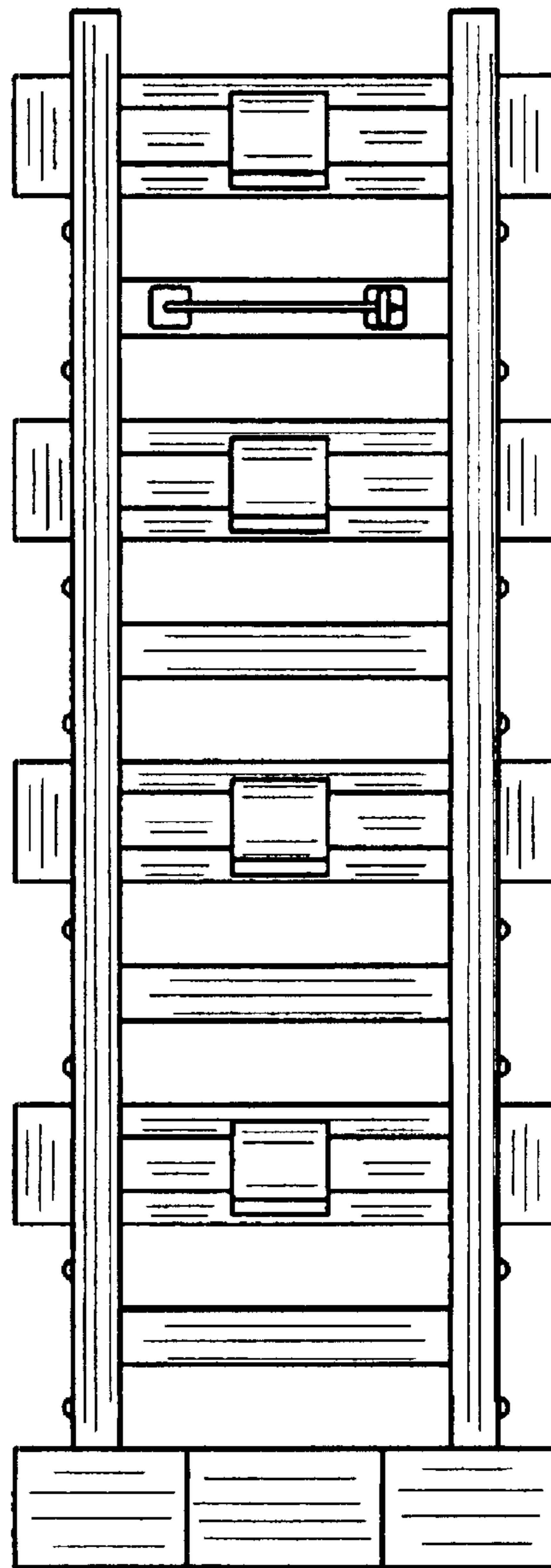


FIG. 2

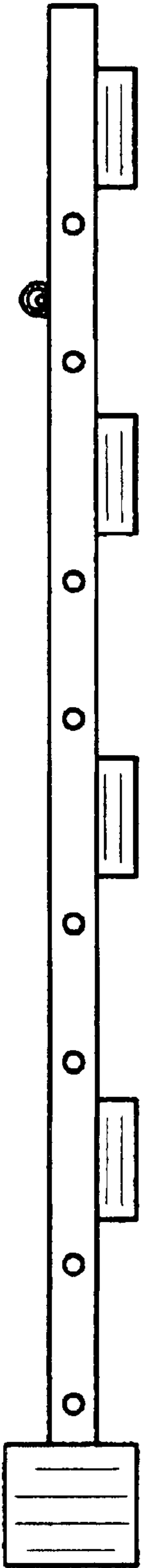


FIG. 3

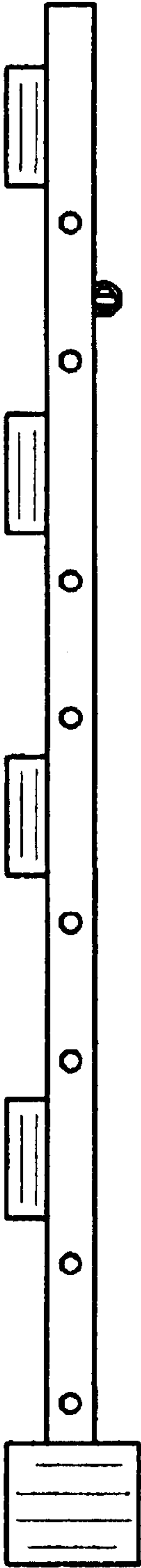


FIG. 4




FIG. 6



FIG. 5