



US00D499019S

(12) **United States Design Patent** (10) **Patent No.:** **US D499,019 S**  
**Sagmeister et al.** (45) **Date of Patent:** **\*\* Nov. 30, 2004**

(54) **SMOKING ARTICLE CONTAINER**  
 (75) Inventors: **Stefan Sagmeister**, New York, NY  
 (US); **Hjalti Karlsson**, New York, NY  
 (US)

(73) Assignee: **British American Tobacco  
 (Investments) Limited**, Southampton  
 (GB)

(\*\*) Term: **14 Years**

(21) Appl. No.: **29/149,571**

(22) Filed: **Oct. 12, 2001**

(30) **Foreign Application Priority Data**

May 3, 2001 (GB) ..... 2101608

(51) **LOC (7) Cl.** ..... **09-03**

(52) **U.S. Cl.** ..... **D9/418; D9/420**

(58) **Field of Search** ..... D9/414, 418, 420-424,  
 D9/432, 337; D27/183, 186, 189, 191;  
 229/160.1; 206/242, 265, 266, 268

(56) **References Cited**

**U.S. PATENT DOCUMENTS**

640,451 A \* 1/1900 Danzenbaker ..... 229/162  
 1,152,240 A \* 8/1915 Todd ..... 229/162  
 1,790,370 A \* 1/1931 Earman ..... 229/162  
 2,532,857 A \* 12/1950 Ricciardi ..... 229/162  
 2,992,766 A \* 7/1961 Guyer ..... 229/160.1

3,322,263 A \* 5/1967 Gulliver ..... 229/162  
 3,486,682 A \* 12/1969 Mahon et al. .... 229/160.1  
 3,874,581 A \* 4/1975 Fox et al. .... 229/160.1  
 3,948,389 A \* 4/1976 Molins et al. .... 206/268  
 D249,870 S \* 10/1978 Tillander ..... D9/418  
 D422,497 S \* 4/2000 Huntley ..... D9/418  
 6,378,763 B1 \* 4/2002 Nelson et al. .... 229/162

\* cited by examiner

*Primary Examiner*—Prabhakar Deshmukh  
 (74) *Attorney, Agent, or Firm*—Pitney Hardin LLP

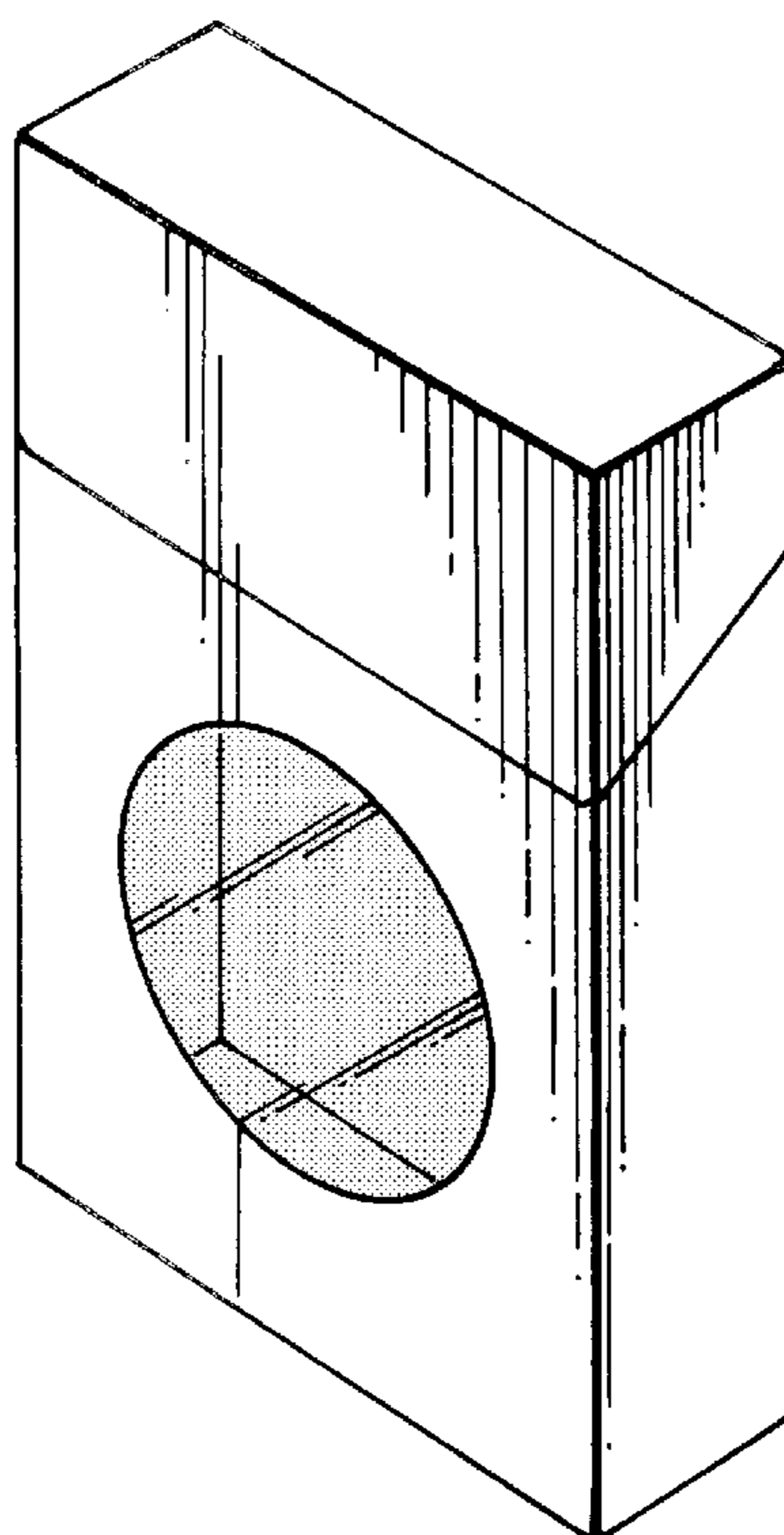
(57) **CLAIM**

The ornamental design for an for a smoking article container, as shown and described.

**DESCRIPTION**

FIG. 1 is a top perspective view of the smoking article container, the gray shaded surface being transparent;  
 FIG. 2 is a side elevational view of the smoking article container, the other side being identical;  
 FIG. 3 is a front elevational view of the smoking article container, the gray shaded surface being transparent;  
 FIG. 4 is rear elevational view of the smoking article container;  
 FIG. 5 is a top plan view of the smoking article container;  
 and,  
 FIG. 6 is a bottom plan view of the smoking article container.

**1 Claim, 2 Drawing Sheets**



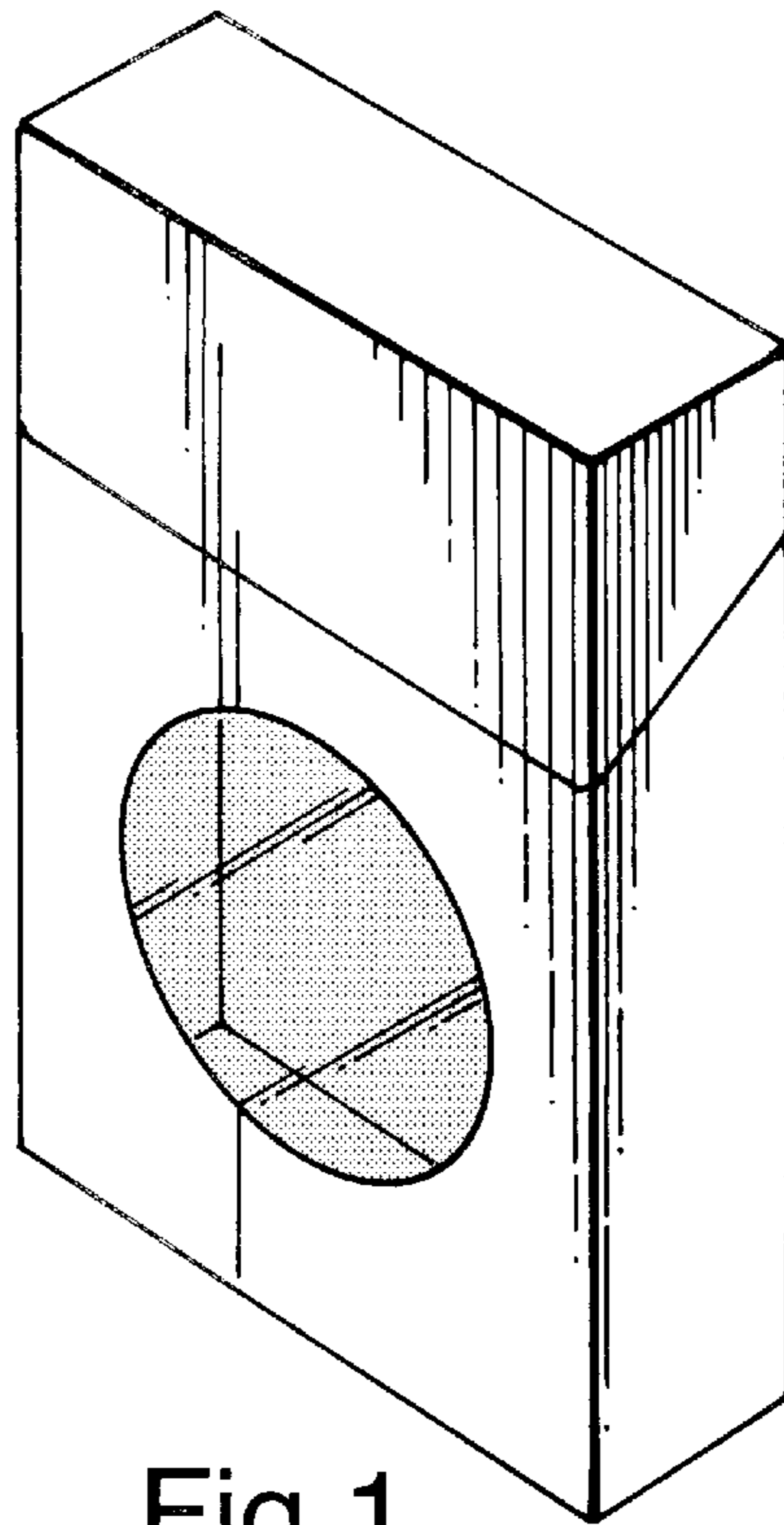


Fig. 1.

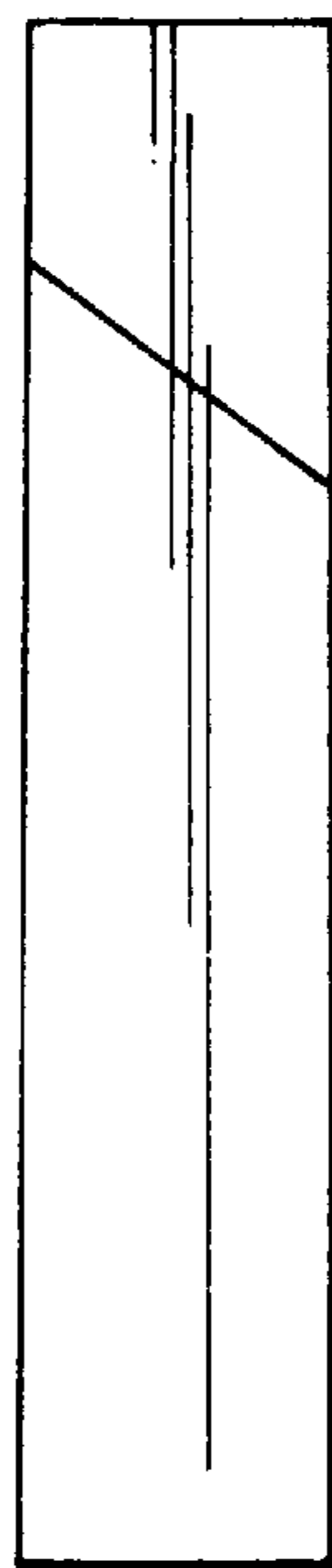


Fig. 2.

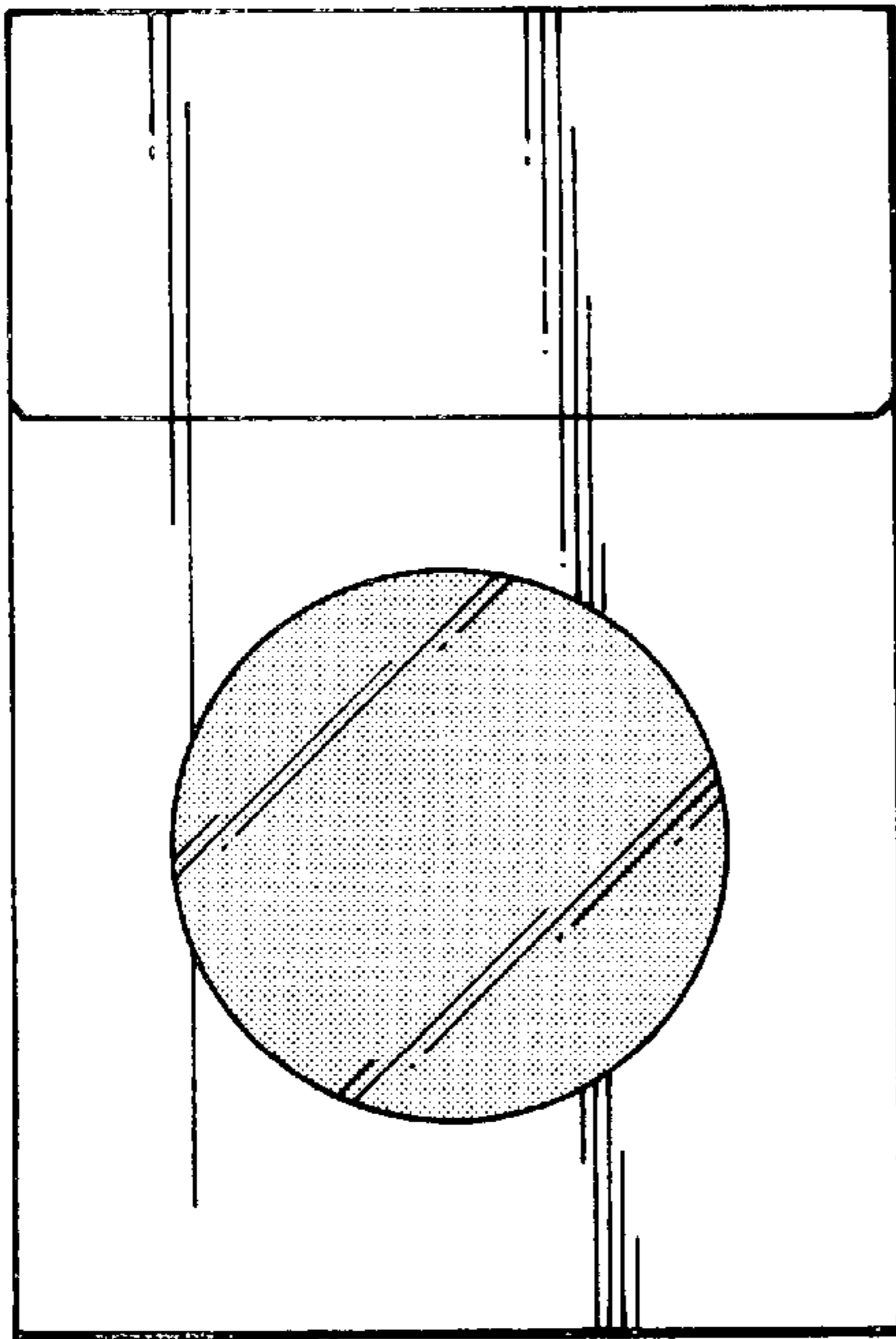


Fig.3.

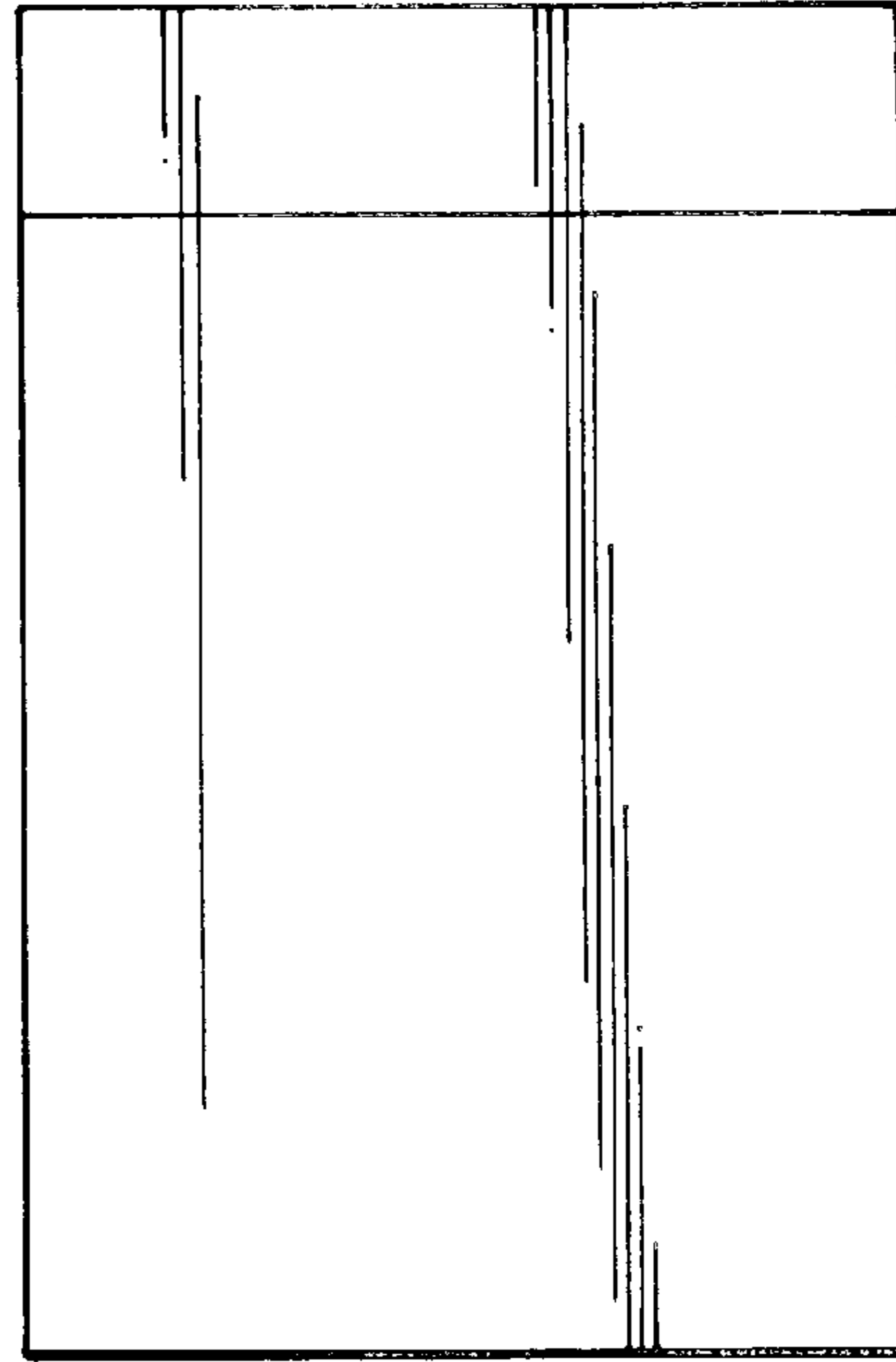


Fig.4.




Fig.5.



Fig.6.