

US00D499016S

(12) **United States Design Patent** (10) **Patent No.:** **US D499,016 S**
Nestenberg (45) **Date of Patent:** **** Nov. 30, 2004**

(54) **CATHETER PACKAGE**

(75) Inventor: **Daniel Nestenberg**, Branno (SE)

(73) Assignee: **Astra Tech AB**, Molndal (SE)

(**) Term: **14 Years**

(21) Appl. No.: **29/202,233**

(22) Filed: **Mar. 29, 2004**

Related U.S. Application Data

(62) Division of application No. 29/169,959, filed on Oct. 30, 2002, now Pat. No. Des. 491,803.

(30) **Foreign Application Priority Data**

Apr. 30, 2002 (SE) 02-0721

(51) **LOC (7) Cl.** **09-03**

(52) **U.S. Cl.** **D9/414; D9/418**

(58) **Field of Search** D24/112, 114,
D24/130, 121; D9/415, 418, 414, 416,
425, 424; 53/413; 206/364, 363, 438, 470,
366, 481, 495; 604/317, 540

(56) **References Cited**

U.S. PATENT DOCUMENTS

3,967,728 A 7/1976 Gordon et al.
D300,947 S 5/1989 Utas-Sjoberg

D311,064 S 10/1990 Utas-Sjoberg
5,165,540 A * 11/1992 Forney 206/364
5,895,374 A 4/1999 Rødsten
6,415,921 B2 7/2002 Ye et al.
6,594,971 B1 * 7/2003 Addy et al. 53/413
2001/0054562 A1 12/2001 Pettersson et al.
2003/0055403 A1 3/2003 Nestenberg et al.
2003/0168365 A1 * 9/2003 Kaern 206/364

* cited by examiner

Primary Examiner—Ian Simmons

(74) *Attorney, Agent, or Firm*—Birch, Stewart, Kolasch & Birch, LLP

(57) **CLAIM**

The ornamental design for a catheter package, as shown and described.

DESCRIPTION

FIG. 1 is a perspective view of a catheter package showing my new design;

FIG. 2 is a right side elevational view thereof;

FIG. 3 is a rear elevational view thereof;

FIG. 4 is a bottom plan view thereof;

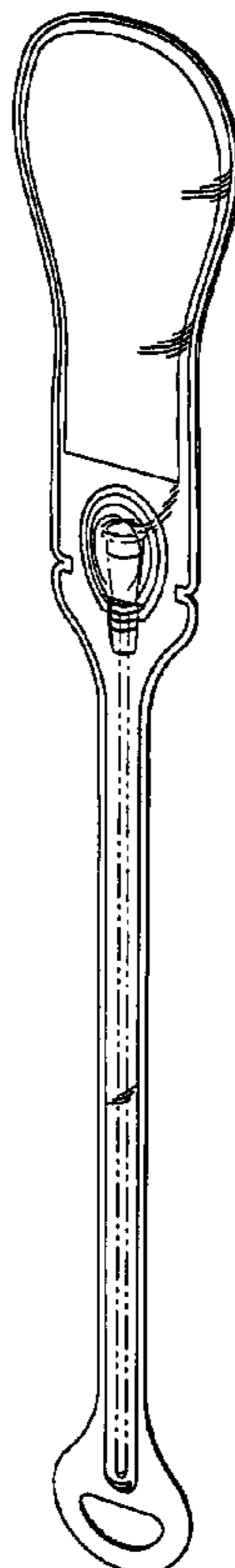
FIG. 5 is a top plan view thereof;

FIG. 6 is a front plan view thereof; and,

FIG. 7 is a left side elevational view thereof.

The catheter shown with broken lines is not considered to be a part of the claimed design.

1 Claim, 2 Drawing Sheets



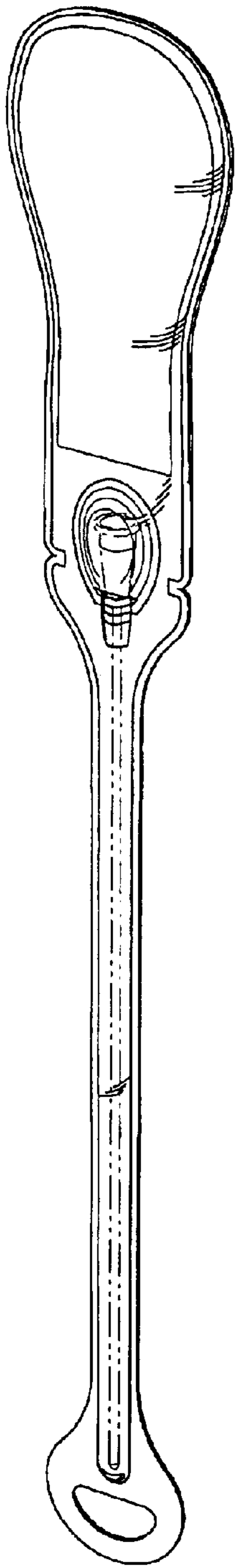


Fig. 1



Fig. 2

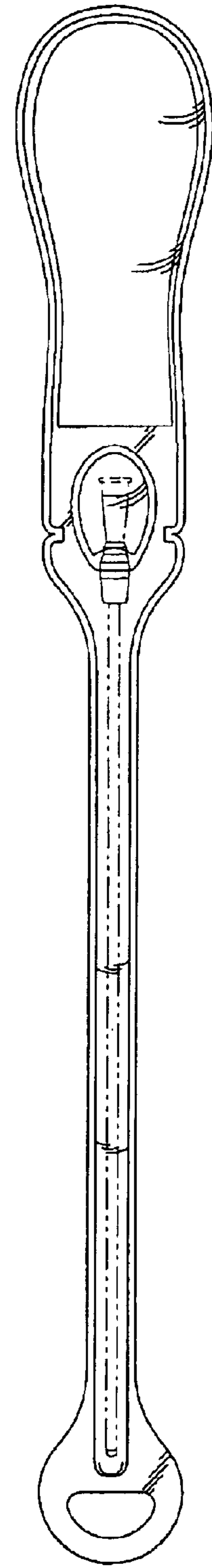


Fig. 3



Fig. 4




Fig. 5

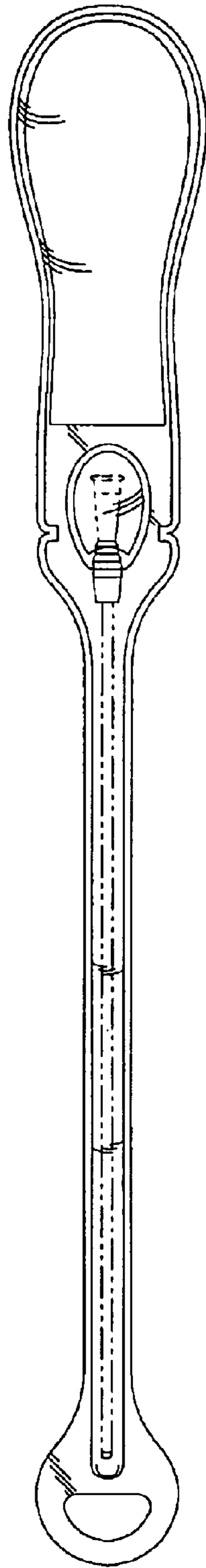


Fig. 6



Fig. 7