



US00D499009S

(12) **United States Design Patent**  
**Graves et al.**

(10) **Patent No.:** **US D499,009 S**

(45) **Date of Patent:** **\*\* Nov. 30, 2004**

(54) **REGAL FINIAL**

4,667,935 A \* 5/1987 Moore ..... 256/22  
D387,974 S \* 12/1997 Smiley et al. .... D8/378

(75) Inventors: **Brian Graves**, San Diego, CA (US);  
**Poho Shyu**, San Diego, CA (US);  
**David Fahy**, San Diego, CA (US)

\* cited by examiner

(73) Assignee: **Beme International, LLC**, San Diego,  
CA (US)

*Primary Examiner*—Holly Baynham  
(74) *Attorney, Agent, or Firm*—Fish & Richardson P.C.;  
Fred C. Hernandez

(\*\*) **Term:** **14 Years**

(57) **CLAIM**

The ornamental design for a regal finial, as shown.

(21) Appl. No.: **29/195,231**

**DESCRIPTION**

(22) Filed: **Dec. 8, 2003**

(51) **LOC (7) Cl.** ..... **08-05**

(52) **U.S. Cl.** ..... **D8/378**

(58) **Field of Search** ..... D8/378; D26/154;  
428/28

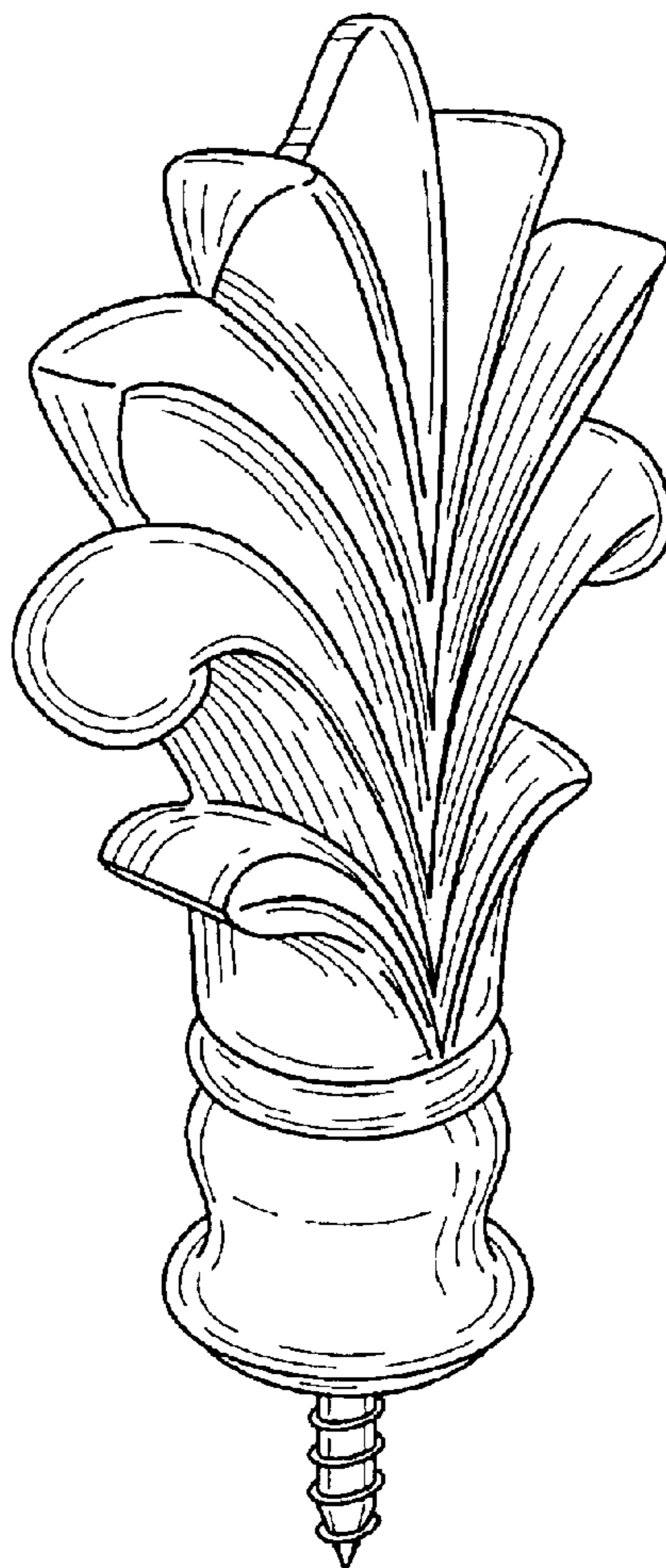
FIG. 1 shows a perspective view of a finial incorporating the design;  
FIG. 2 shows a front elevational view of the finial shown in FIG. 1, the rear elevational view being identical;  
FIG. 3 shows a top plan view of the finial shown in FIG. 1, the bottom plan view being identical;  
FIG. 4 shows a right side elevational view of the finial shown in FIG. 1; and,  
FIG. 5 shows a left side elevational view of the finial shown in FIG. 1.

(56) **References Cited**

**U.S. PATENT DOCUMENTS**

D70,744 S \* 8/1926 Dlouhy ..... D8/378  
D74,744 S \* 3/1928 Dlouhy ..... D20/29  
D76,075 S \* 8/1928 Vermillion ..... D8/378

**1 Claim, 2 Drawing Sheets**



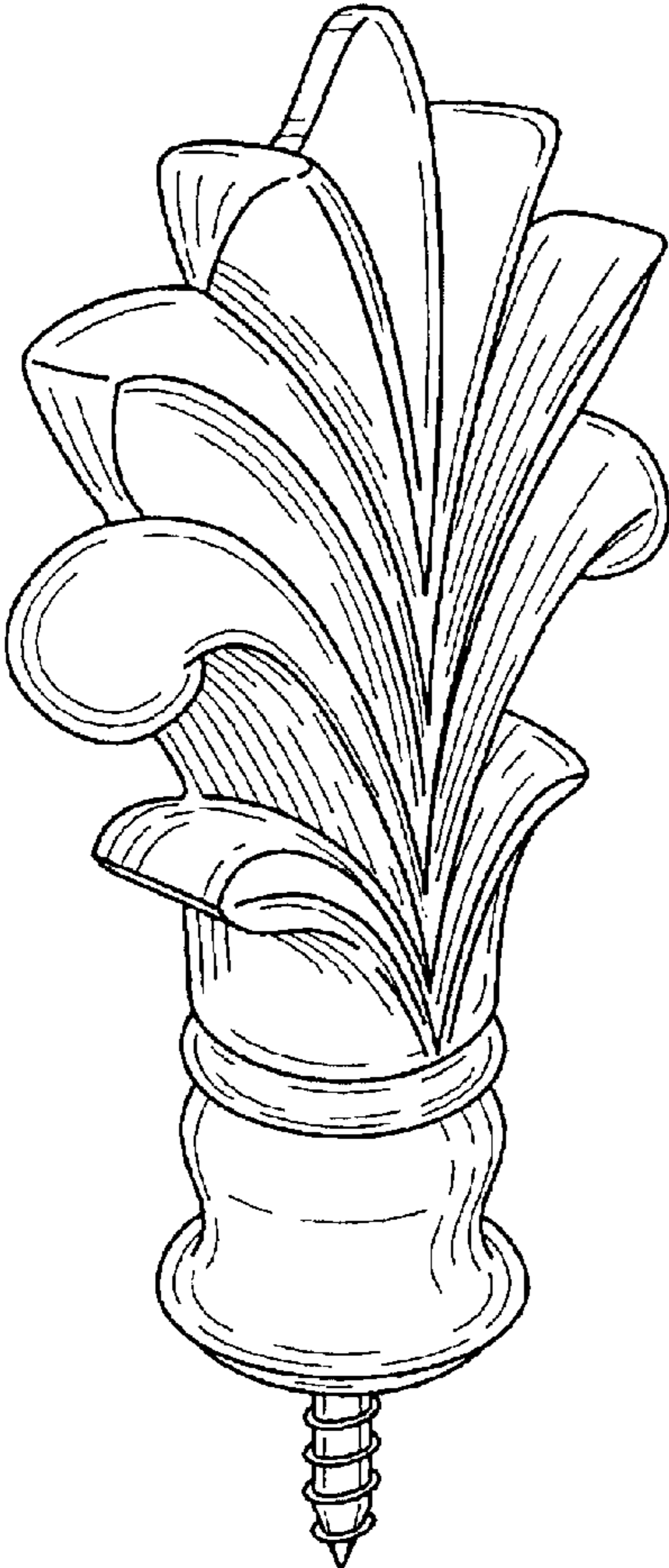


FIG. 1




FIG. 2

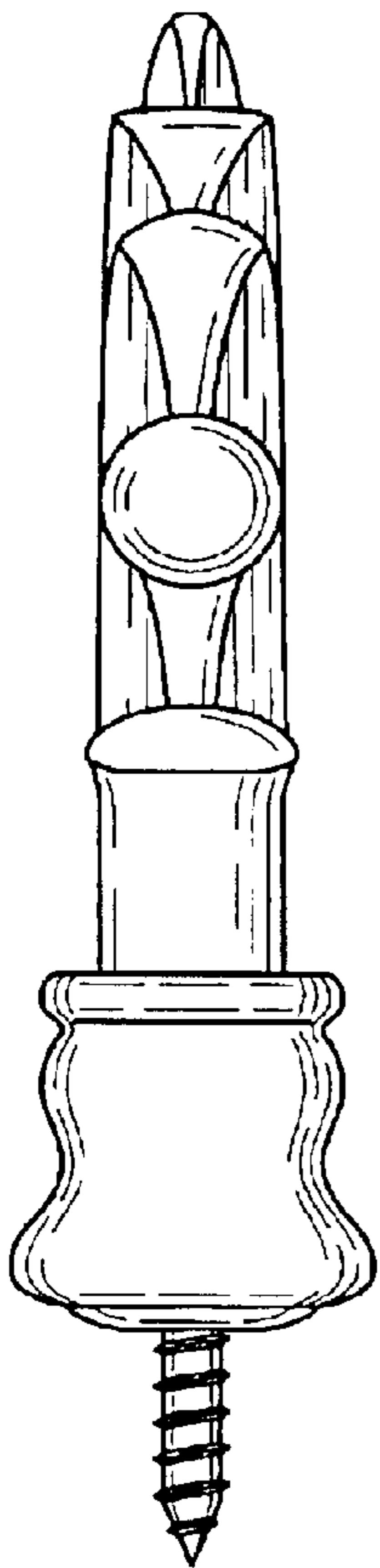


FIG. 3

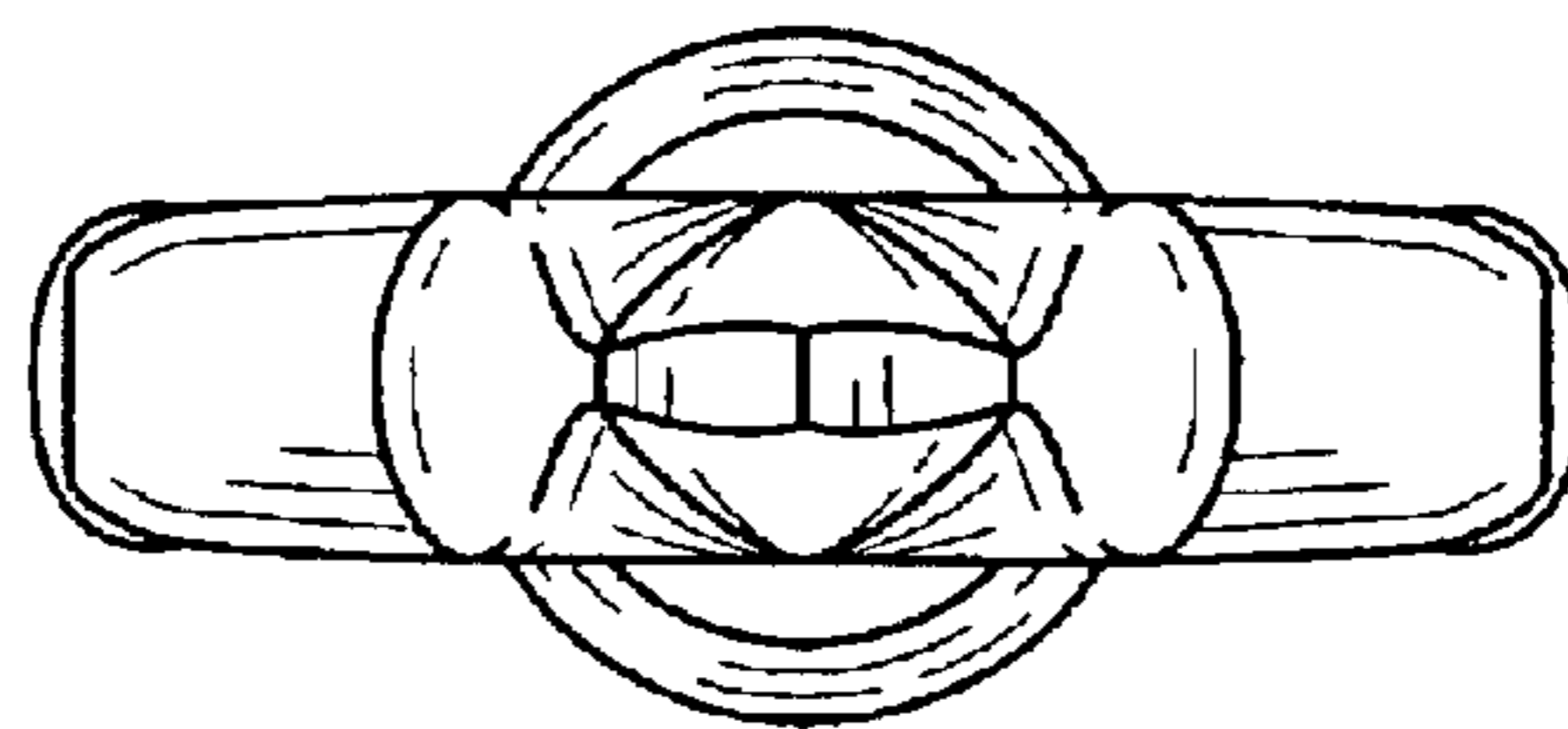


FIG. 4

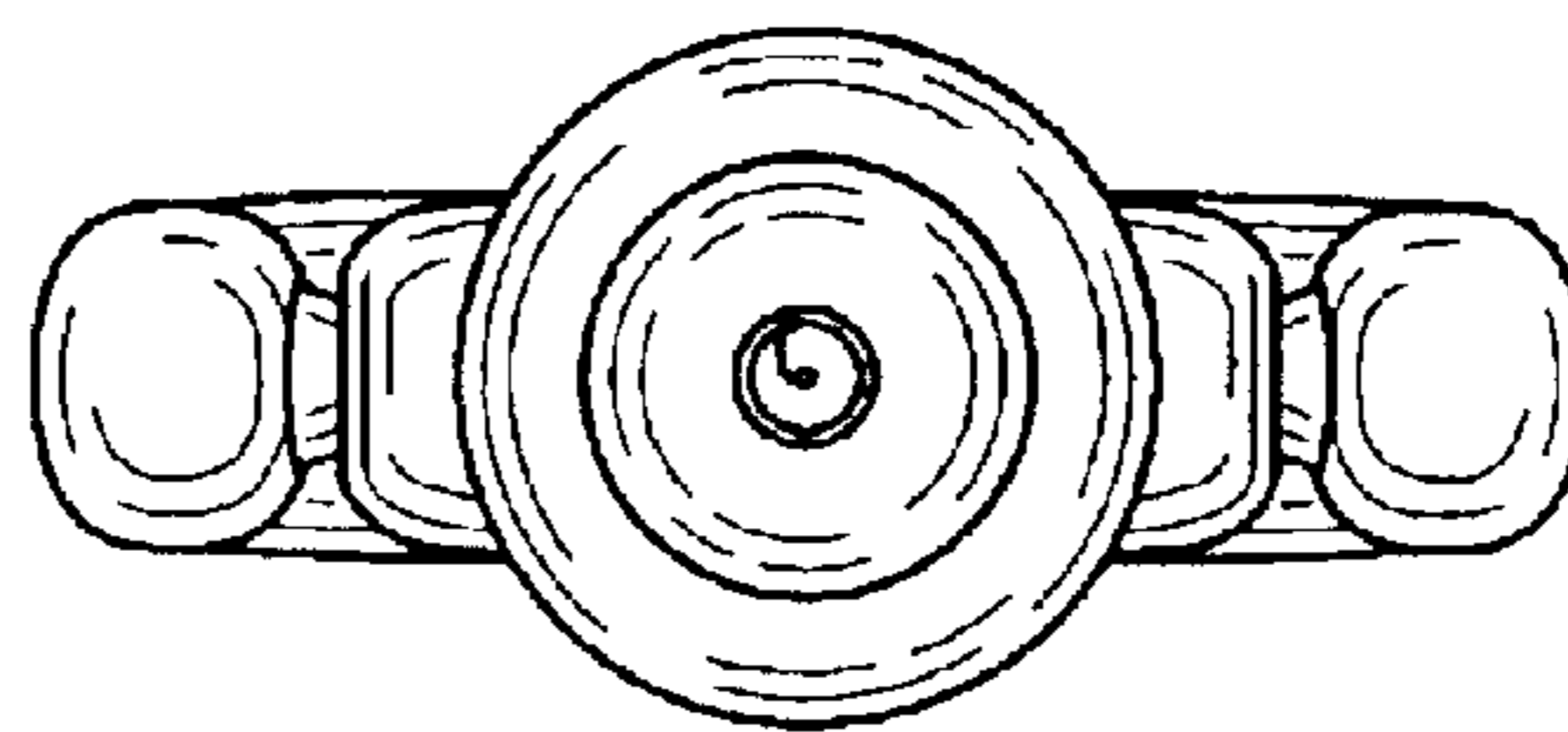


FIG. 5