

US00D498998S

(12) **United States Design Patent**
Paumen et al.

(10) **Patent No.:** **US D498,998 S**

(45) **Date of Patent:** **** Nov. 30, 2004**

(54) **GRABBING IMPLEMENT**

(76) Inventors: **Stephen A. Paumen**, P.O. Box 503,
Maple Lake, MN (US) 55358; **Sharon**
L. Paumen, P.O. Box 503, Maple Lake,
MN (US) 55358

(**) **Term:** **14 Years**

(21) **Appl. No.:** **29/175,535**

(22) **Filed:** **Feb. 5, 2003**

(51) **LOC (7) Cl.** **08-05**

(52) **U.S. Cl.** **D8/54**

(58) **Field of Search** D8/14, 51; D34/28;
294/19.1, 3, 11, 28, 50.9, 104

(56) **References Cited**

U.S. PATENT DOCUMENTS

92,291 A	*	7/1869	Eastman	294/104
827,561 A		7/1906	Plcae		
1,630,013 A		5/1927	Hyatt		
1,820,463 A		8/1931	Klein		
1,910,725 A		5/1933	Valenta		
2,125,214 A		7/1938	Apfel et al.		
2,279,809 A		4/1942	Apfel		
2,759,758 A		8/1956	Yancey		
3,265,429 A		8/1966	Shatt		
D222,227 S		10/1971	Rusztowicz		
3,667,798 A		6/1972	Rusztowicz		
D235,130 S		5/1975	Helm		
3,937,512 A		2/1976	Baughman		

4,037,868 A		7/1977	Baker		
4,160,563 A		7/1979	Whitney		
D298,728 S		11/1988	Bergkvist et al.		
4,930,825 A		6/1990	Dearman		
D333,075 S	*	2/1993	Incantalupo et al.	D8/51
5,192,104 A		3/1993	Lin		
D345,287 S	*	3/1994	Bentz	D8/51
5,380,054 A	*	1/1995	Galvis	294/1.4
D358,970 S		6/1995	Mayoue		
D363,655 S	*	10/1995	McDaniel	D8/51
5,593,197 A	*	1/1997	Mathieu et al.	294/19.1
D386,053 S		11/1997	James		
6,070,924 A	*	6/2000	Sweetman	294/24
6,669,254 B2	*	12/2003	Thom et al.	294/19.1

* cited by examiner

Primary Examiner—Clare Heflin
(74) *Attorney, Agent, or Firm*—Albert W. Watkins

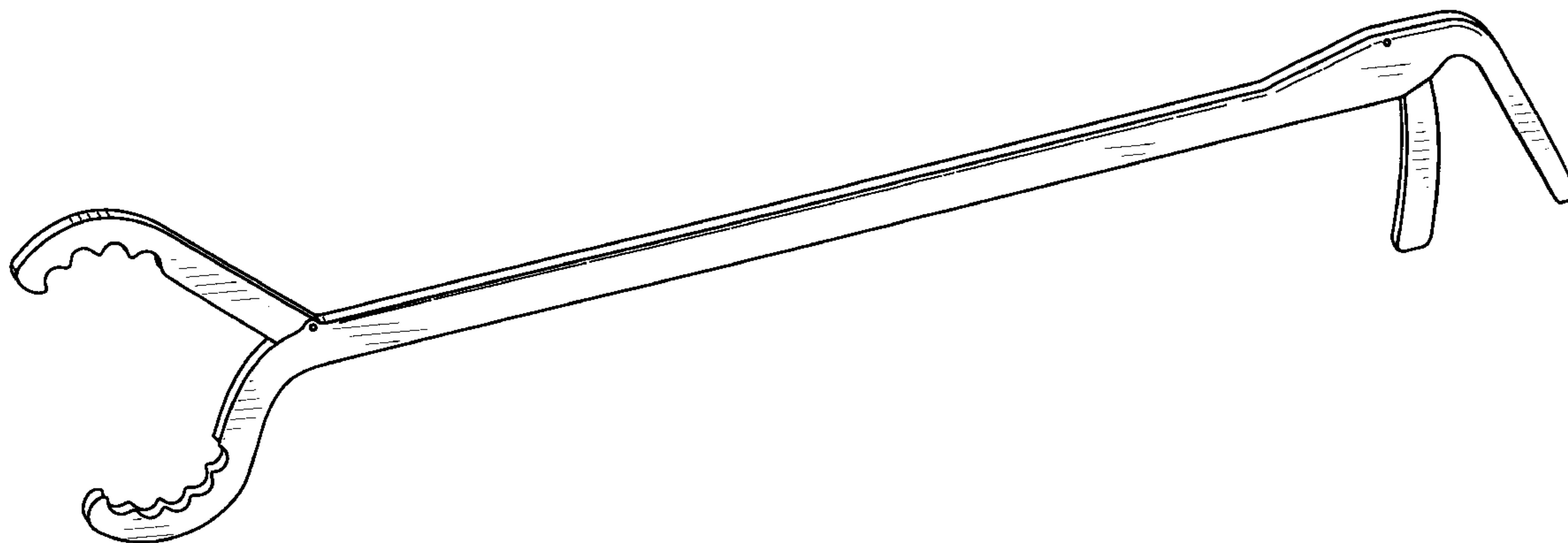
(57) **CLAIM**

We claim the ornamental design for a grabbing implement, as shown and described.

DESCRIPTION

FIG. 1 is a projected view showing my new design;
FIG. 2 is a left side view thereof;
FIG. 3 is a top side view thereof;
FIG. 4 is a right side view thereof;
FIG. 5 is a bottom view thereof;
FIG. 6 is an enlarged front end view thereof; and,
FIG. 7 is an enlarged back end view thereof.

1 Claim, 3 Drawing Sheets



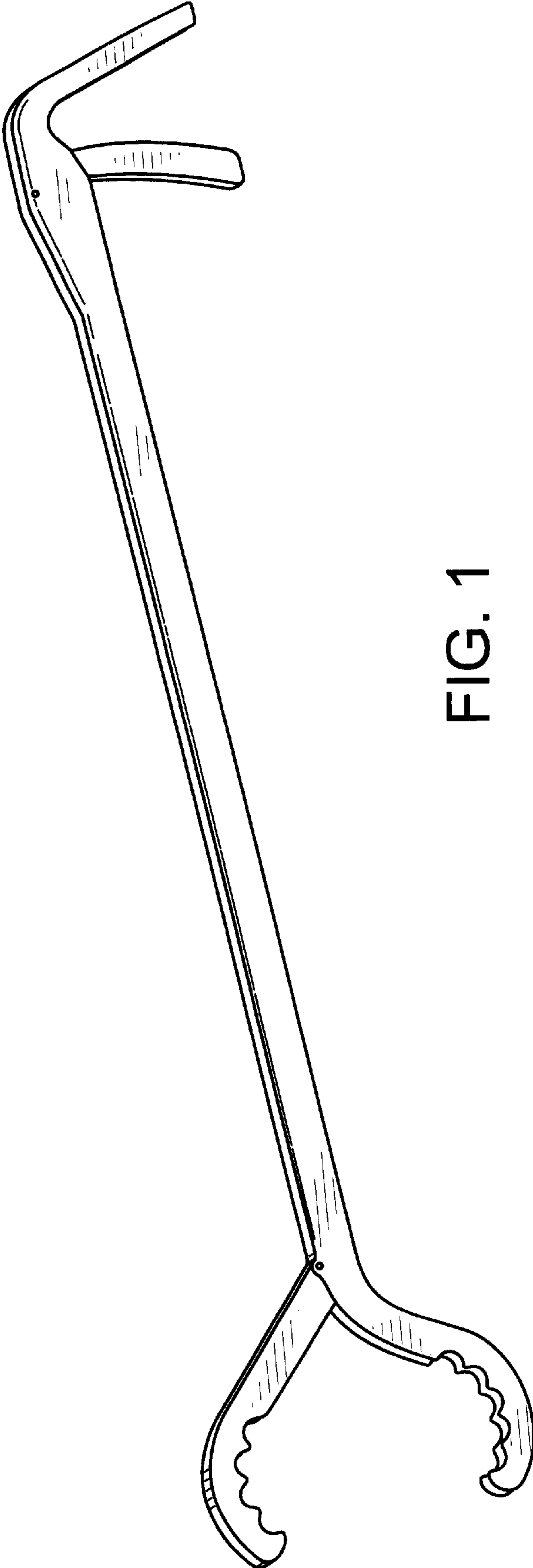


FIG. 1

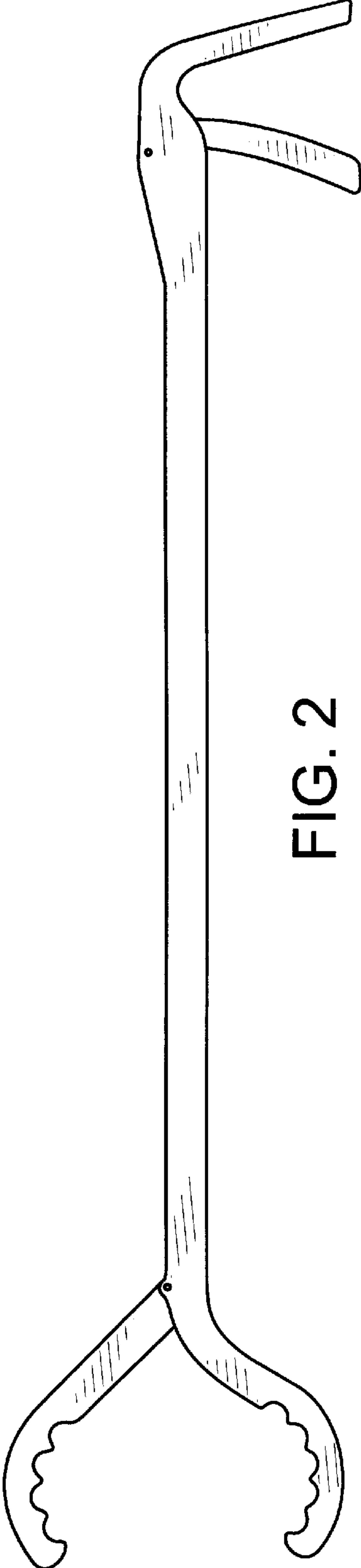


FIG. 2



FIG. 3

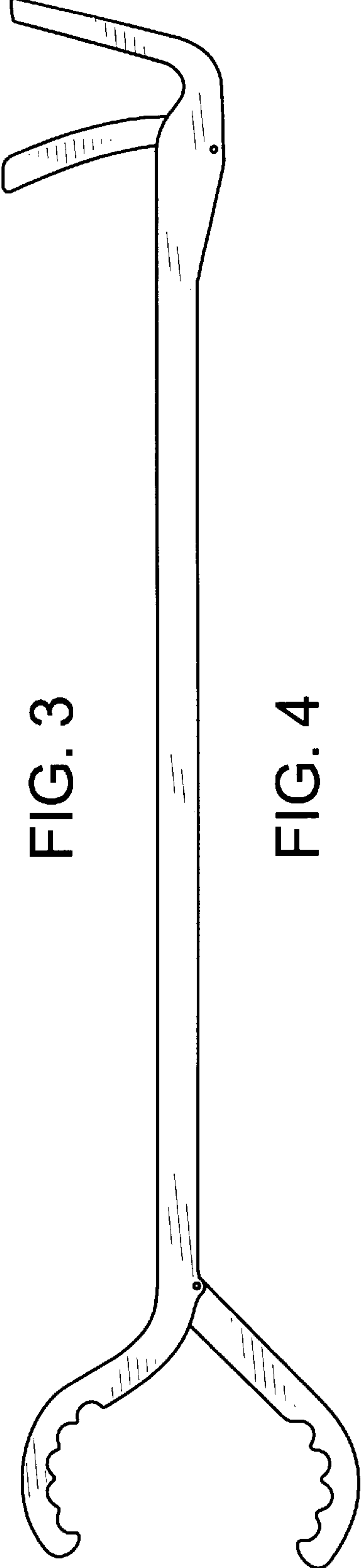


FIG. 4



FIG. 5

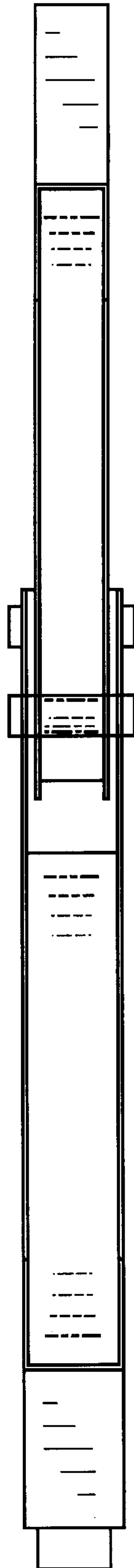


FIG. 6

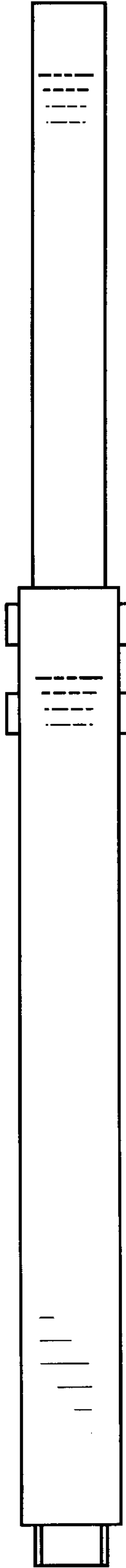


FIG. 7