



US00D498991S

(12) **United States Design Patent**
Goggin

(10) **Patent No.:** **US D498,991 S**

(45) **Date of Patent:** **** Nov. 30, 2004**

(54) **CUTTING BOARD**

(75) **Inventor:** **Christopher M. Goggin**, 4510-D N.
Chase Pkwy, NE., Wilmington, NC
(US) 28405

(73) **Assignee:** **Christopher M. Goggin**, Wilmington,
NC (US)

(**) **Term:** **14 Years**

(21) **Appl. No.:** **29/192,341**

(22) **Filed:** **Feb. 5, 2004**

(51) **LOC (7) Cl.** **07-04**

(52) **U.S. Cl.** **D7/698**

(58) **Field of Search** D7/698, 699, 586;
269/289 R, 302.1, 13; 99/446, 449; 241/273.2;
D32/56

(56) **References Cited**

U.S. PATENT DOCUMENTS

3,598,164 A * 8/1971 August 269/13
D288,396 S * 2/1987 Ritman D7/586

D337,186 S * 7/1993 Drach D32/56
D416,768 S * 11/1999 Lisser et al. D7/698
6,422,551 B1 * 7/2002 Brotz 269/289 R
D464,237 S * 10/2002 Kaposi D7/698
6,536,753 B1 * 3/2003 Keener 269/13
D473,112 S * 4/2003 de Groote D7/698

* cited by examiner

Primary Examiner—Caron D. Veynar

(57) **CLAIM**

The ornamental design for a cutting board, as shown and described.

DESCRIPTION

FIG. 1 is a top right perspective view showing my new design for a cutting board.
FIG. 2 is a bottom right perspective view.
FIG. 3 is a top plan view.
FIG. 4 is a bottom plan view.
FIG. 5 is a view from a handle end; and,
FIG. 6 is a side view.

1 Claim, 6 Drawing Sheets

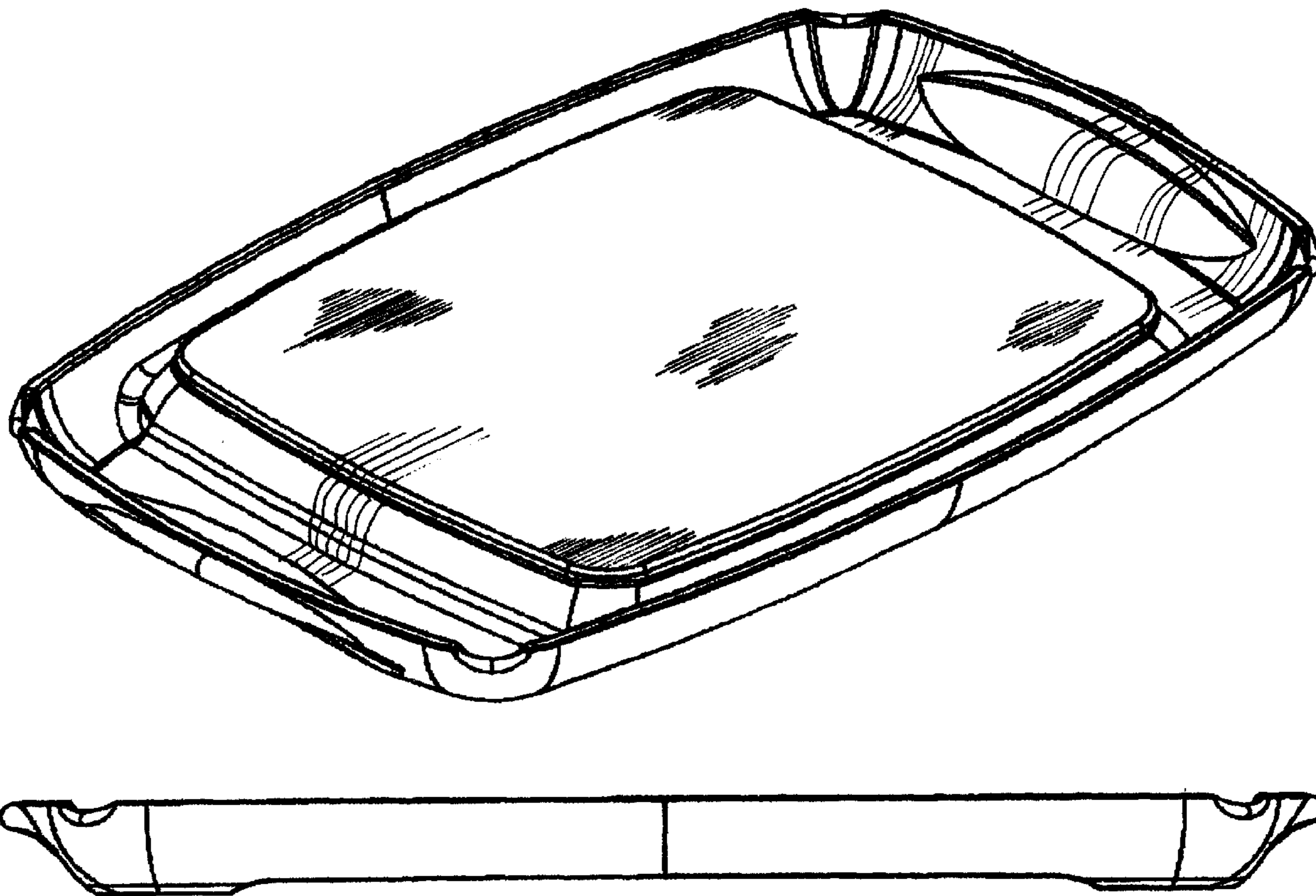


Figure 1.

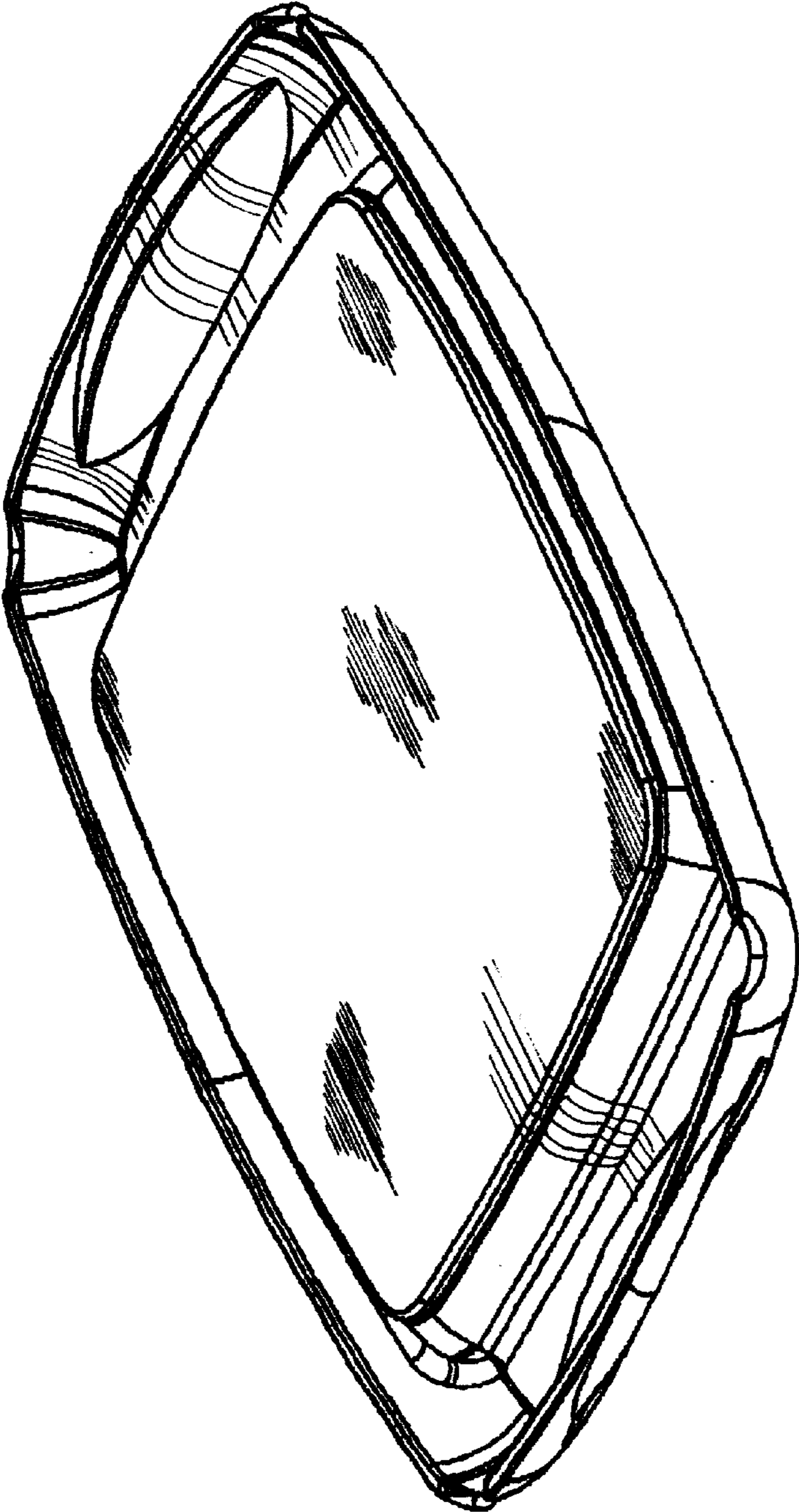


Figure 2.

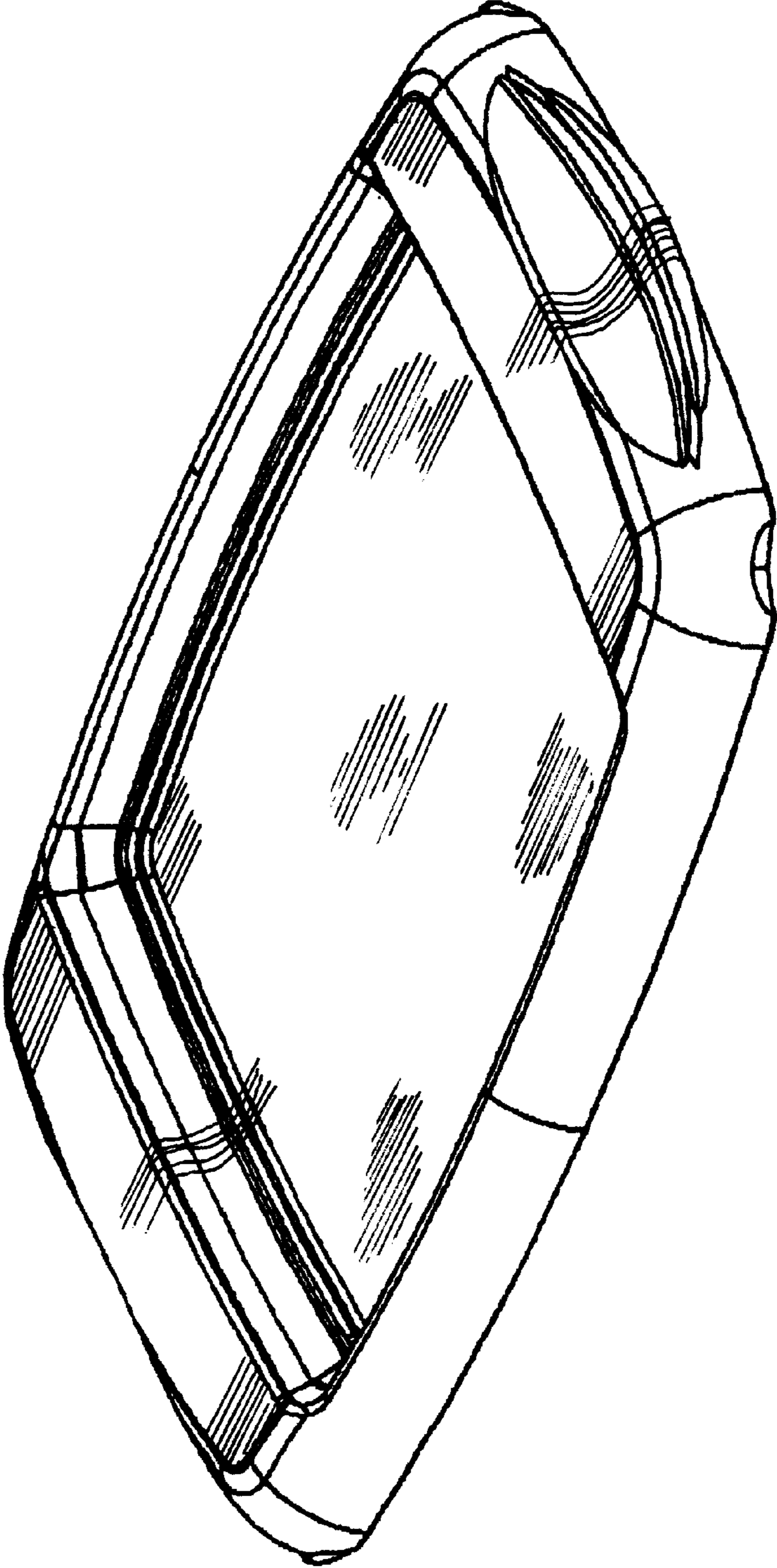


Figure 3.

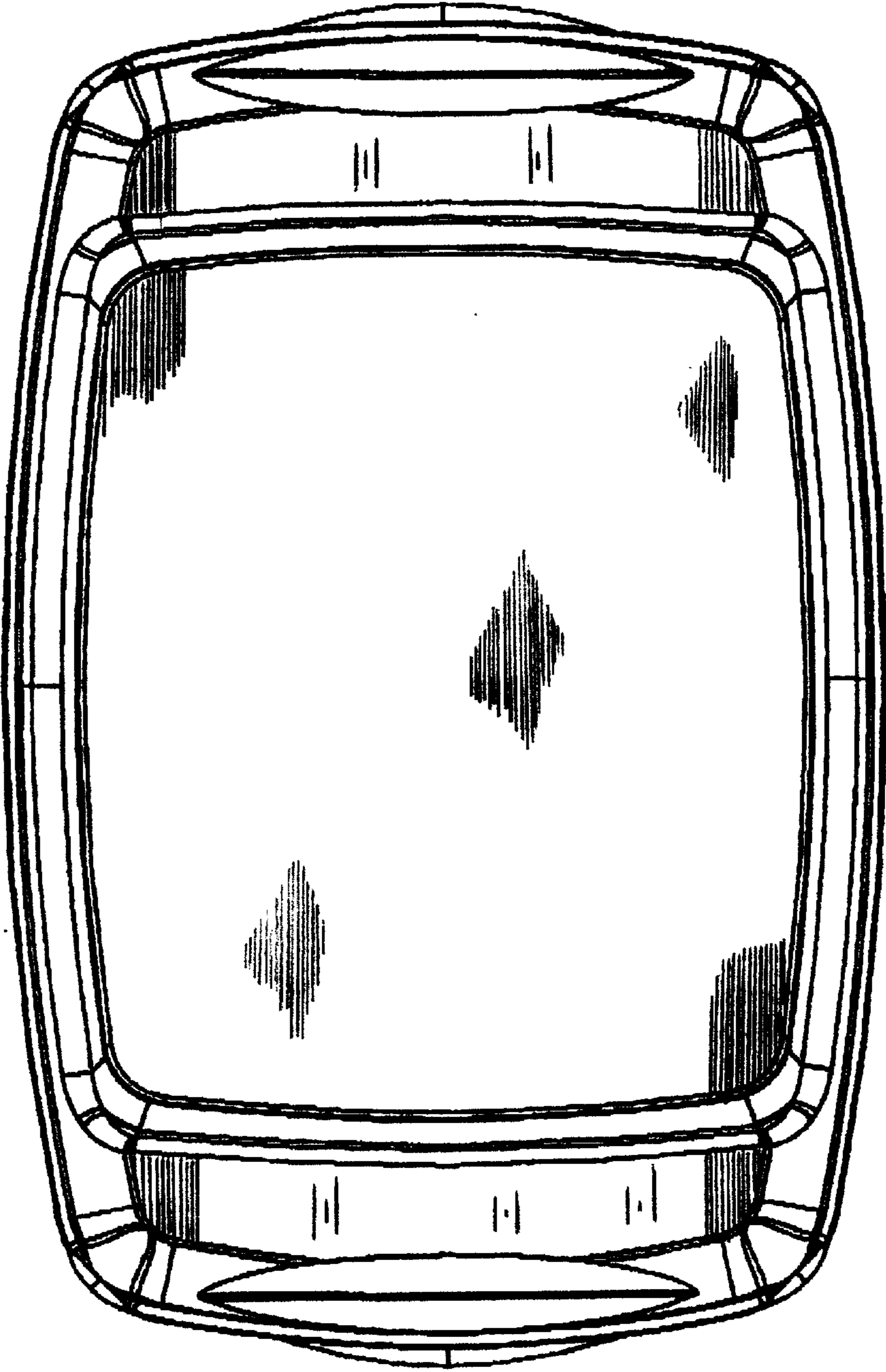


Figure 4.




Figure 5.



Figure 6.

