

US00D498990S

(12) **United States Design Patent**
White et al.

(10) **Patent No.:** **US D498,990 S**

(45) **Date of Patent:** **** Nov. 30, 2004**

(54) **SPAGHETTI SERVER**

(75) Inventors: **Carly White**, Brooklyn, NY (US);
Sally Bernadine Rumble, New York,
NY (US); **Adriana Kliegman**, New
York, NY (US)

(73) Assignee: **Helen of Troy Limited**, Bridgetown
(BB)

(**) Term: **14 Years**

(21) Appl. No.: **29/180,954**

(22) Filed: **May 2, 2003**

(51) **LOC (7) Cl.** **07-02**

(52) **U.S. Cl.** **D7/692**

(58) **Field of Search** D7/682-696, 647,
D7/642-645, 653-664, 104.2, 393, 395;
30/147-150, 322-328; 294/49, 26, 55.5;
16/110.1, 430, 431

(56) **References Cited**

U.S. PATENT DOCUMENTS

2,810,957 A * 10/1957 Nelson 30/324

D402,167 S * 12/1998 Durbin D7/692
D409,880 S * 5/1999 Bergkvist et al. D7/653
D442,427 S * 5/2001 Chau D7/395
D480,280 S * 10/2003 Schülein D7/692

* cited by examiner

Primary Examiner—Terry A. Wallace

(74) *Attorney, Agent, or Firm*—Seyfarth Shaw LLP

(57) **CLAIM**

The ornamental design for the spaghetti server, as shown and described.

DESCRIPTION

FIG. 1 is a perspective view of the spaghetti server showing our new design;

FIG. 2 is a top plan view;

FIG. 3 is a bottom plan view;

FIG. 4 is a side view of one side, the other side being substantially identical;

FIG. 5 is an elevational view of one end thereof; and,

FIG. 6 is an elevational view of the other end thereof.

1 Claim, 1 Drawing Sheet



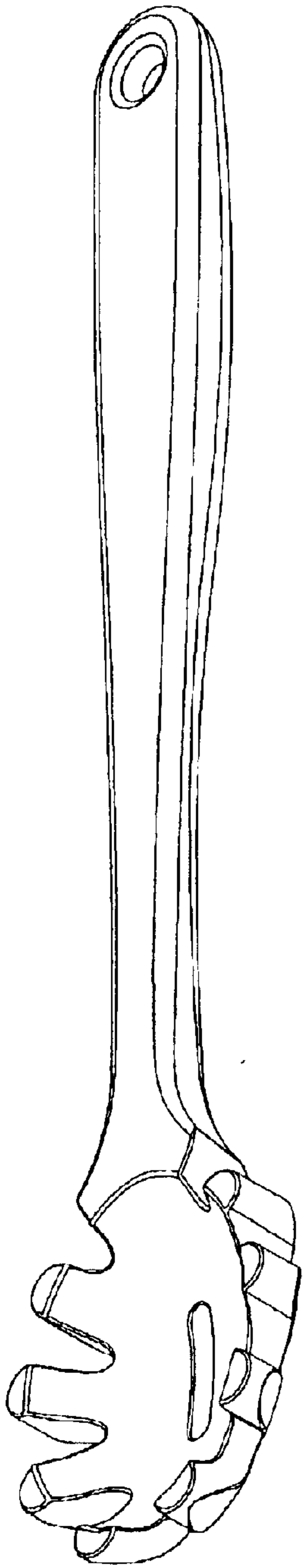


FIG. 1

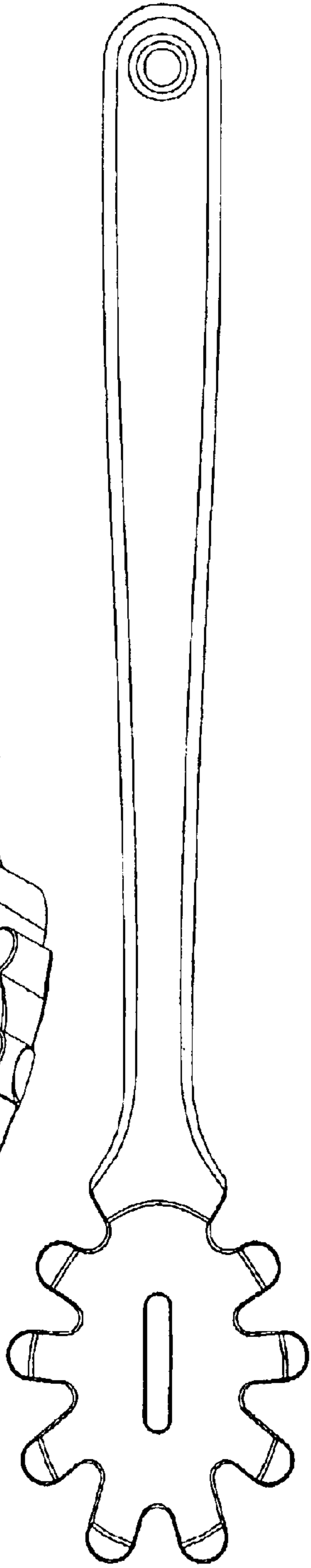


FIG. 2

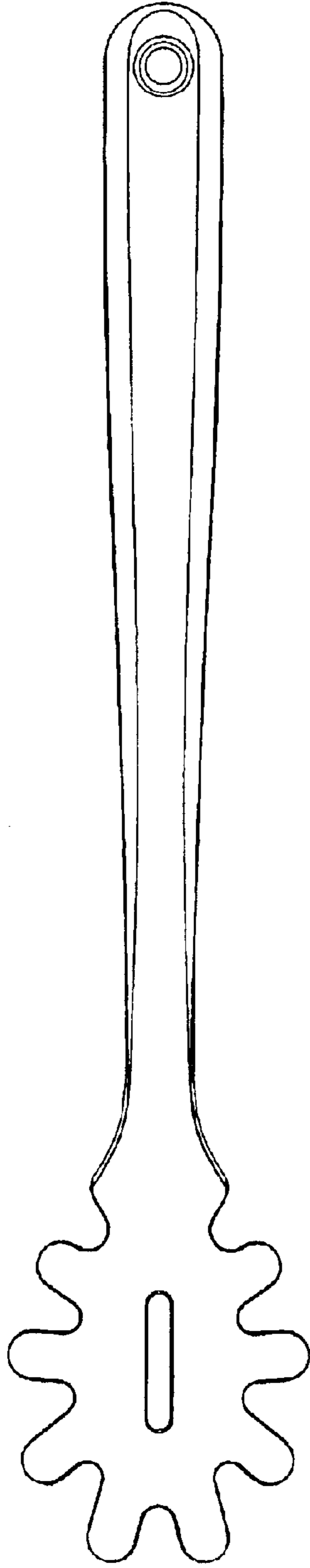


FIG. 3




FIG. 4



FIG. 5



FIG. 6