

US00D498985S

(12) **United States Design Patent**
Kerr et al.

(10) **Patent No.:** **US D498,985 S**

(45) **Date of Patent:** **** Nov. 30, 2004**

(54) **KNIFE**

D479,104 S * 9/2003 Onion D7/649

(75) Inventors: **Helen Kerr**, Toronto (CA); **Graeme McMillan**, Nuremberg (DE)

* cited by examiner

Primary Examiner—Caron D. Veynar

(73) Assignee: **Browne & Co. Ltd.**, Ontario (CA)

(74) *Attorney, Agent, or Firm*—Banner & Witcoff, Ltd.

(**) Term: **14 Years**

(57) **CLAIM**

The ornamental design for a knife, as shown and described.

(21) Appl. No.: **29/179,114**

DESCRIPTION

(22) Filed: **Apr. 7, 2003**

(30) **Foreign Application Priority Data**

Nov. 19, 2002 (CA) 101275

(51) **LOC (7) Cl.** **07-03**

(52) **U.S. Cl.** **D7/649; D7/401.2**

(58) **Field of Search** D7/642-652, 401.2;
D8/98, 107; D22/117, 118; 30/142, 147-150,
329, 340-345

FIG. 1 is a top isometric view of a knife showing our new design;

FIG. 2 is a bottom isometric view thereof;

FIG. 3 is a top view thereof;

FIG. 4 is a right side view thereof;

FIG. 5 is a handle end view thereof;

FIG. 6 is a bottom view thereof;

FIG. 7 is a blade end view thereof; and,

FIG. 8 is a left side view thereof.

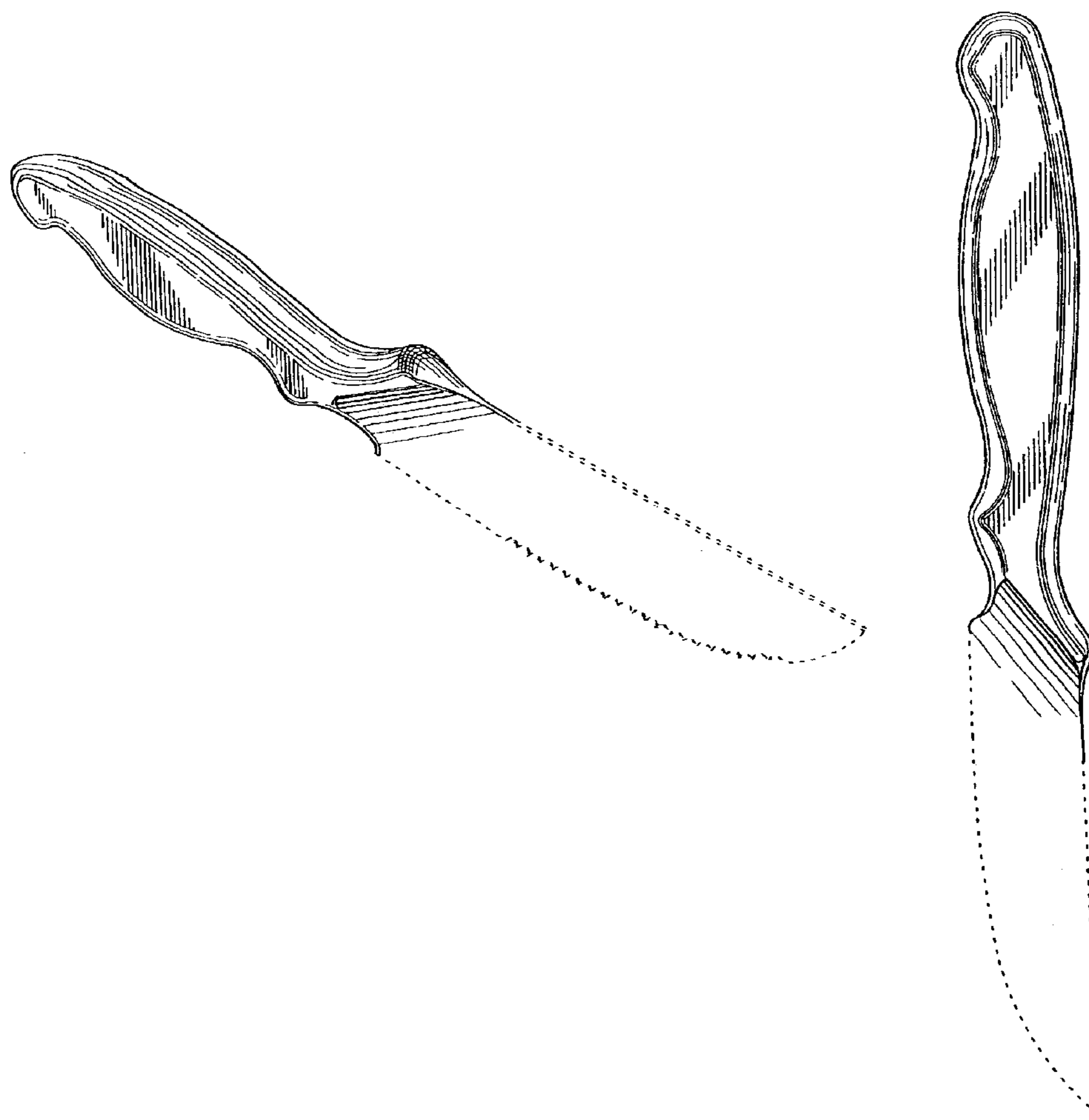
The broken line showing on the blade is for illustrative purposes only and forms no part of the claimed design.

(56) **References Cited**

U.S. PATENT DOCUMENTS

D372,635 S * 8/1996 Gebhardt D7/401.2

1 Claim, 3 Drawing Sheets



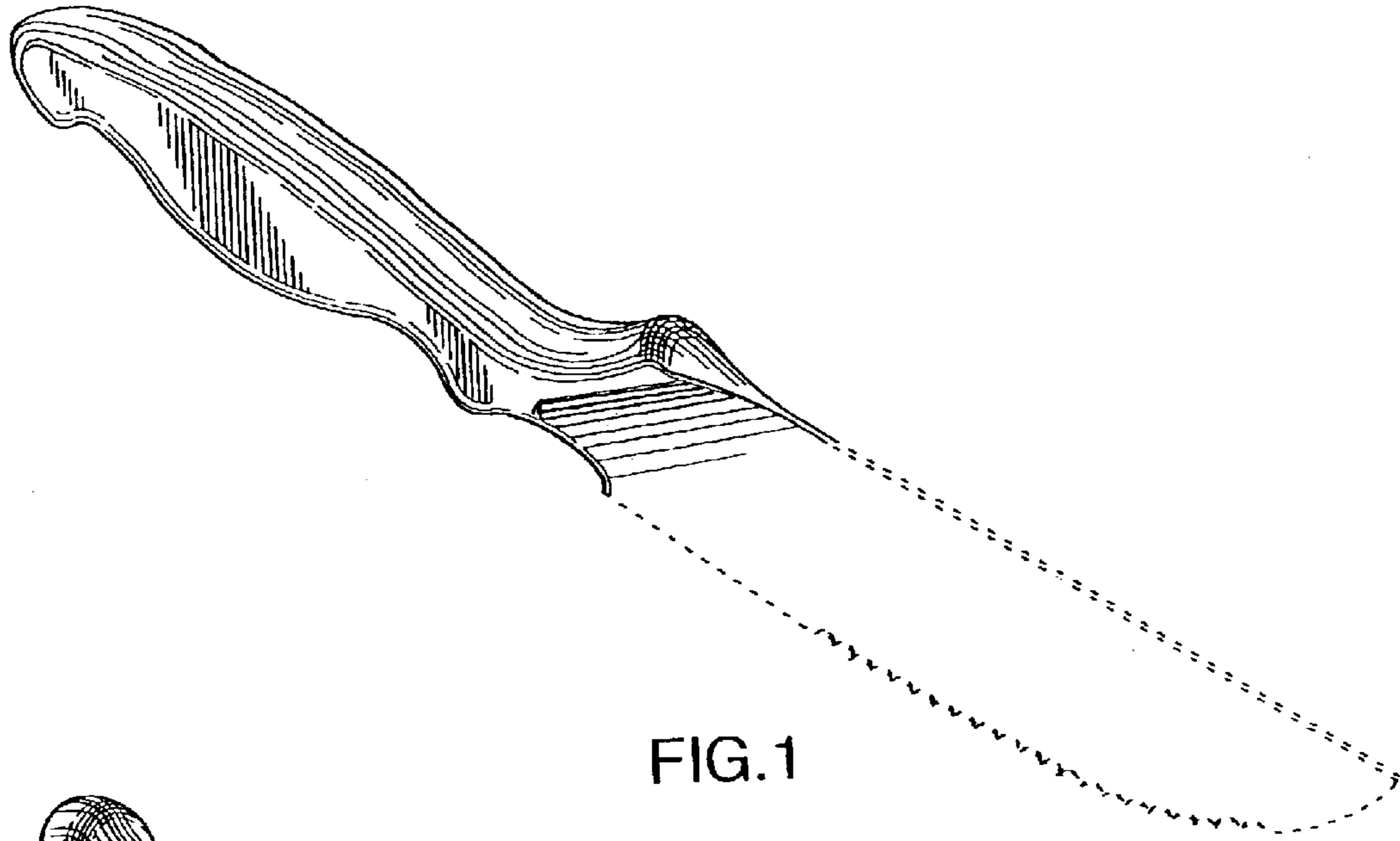


FIG.1

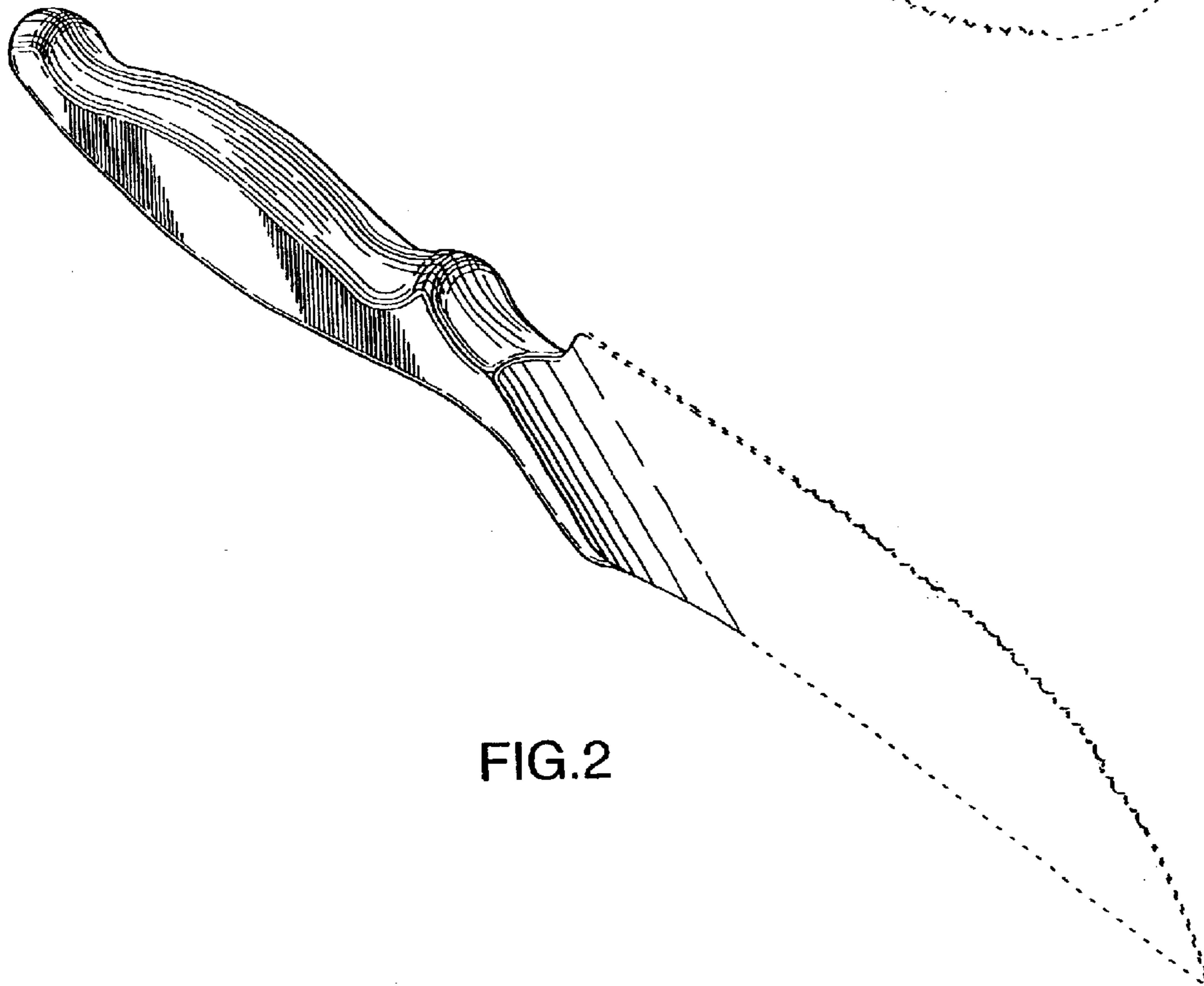


FIG.2

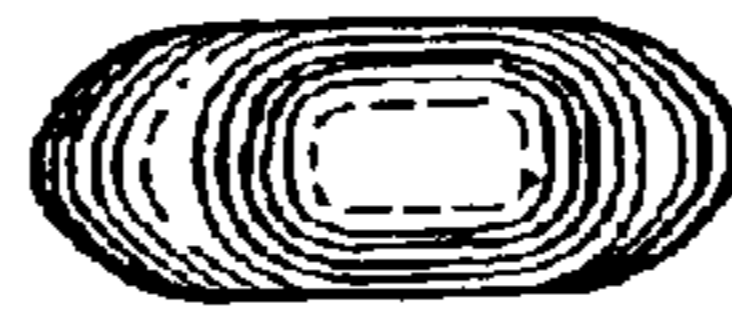


FIG.5

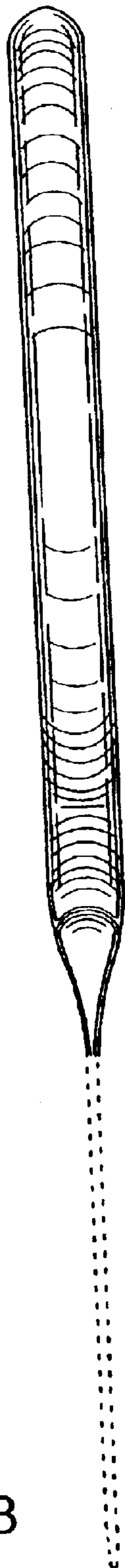


FIG.3

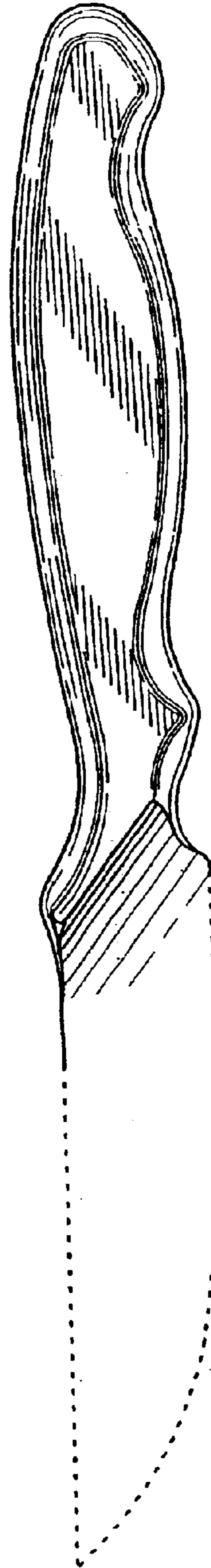


FIG.4




FIG. 6

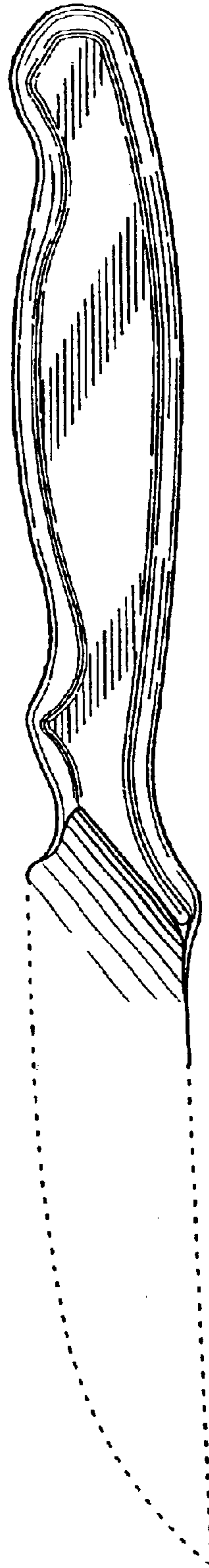


FIG. 8



FIG. 7