



US00D498965S

(12) **United States Design Patent**  
**Thompson**

(10) **Patent No.:** **US D498,965 S**

(45) **Date of Patent:** **\*\* Nov. 30, 2004**

(54) **ATTACHABLE CUSHION FOR CHAIR SAFETY BAR**

(76) **Inventor:** **Tina Bonita Thompson**, 2300 Marsh St., Lynchburg, VA (US) 24501

(\*\*) **Term:** **14 Years**

(21) **Appl. No.:** **29/181,901**

(22) **Filed:** **May 15, 2003**

(51) **LOC (7) Cl.** ..... **06-09**

(52) **U.S. Cl.** ..... **D6/601**

(58) **Field of Search** ..... D6/595-598, 601, D6/604, 611, 339; D24/183; 5/630, 632-633, 636-638, 640, 644, 652, 652.1, 653, 654, 655, 655.3, 655.4, 655.9, 656, 657.5, 907, 945; 224/153, 155, 584, 907; 297/129, 180.11, 188.2, 188.12, 195.1, 199, 219.1, 225, 228.1, 229, 452.41; D12/167, 168; 293/126, 128

(56) **References Cited**

**U.S. PATENT DOCUMENTS**

754,329 A *	3/1904	Milliken	.....	D6/601
D47,140 S *	3/1915	Newkirk	.....	D6/601
2,556,629 A *	6/1951	O'Brien	.....	5/640
2,634,799 A *	4/1953	Young	.....	5/655.3
3,055,335 A *	9/1962	Gordon et al.	.....	D12/168
3,378,860 A *	4/1968	Frazier	.....	5/491
3,659,887 A *	5/1972	Marquette	.....	293/128
3,899,797 A *	8/1975	Gunst	.....	5/633
4,294,478 A *	10/1981	Marquette	.....	293/128
4,498,697 A *	2/1985	McGlone et al.	.....	293/128
4,707,008 A *	11/1987	Falco	.....	293/128
4,708,380 A *	11/1987	Cruz	.....	293/128
D297,627 S *	9/1988	Patton	.....	D12/168
D302,592 S *	8/1989	Holmes	.....	D24/183
D304,987 S *	12/1989	Libenson	.....	D6/601
D309,593 S *	7/1990	Bailey	.....	D12/167
5,004,281 A *	4/1991	Yamazaki	.....	293/128
D320,135 S *	9/1991	Magnin et al.	.....	D6/601
5,044,026 A *	9/1991	Matthews	.....	5/644
5,096,753 A *	3/1992	McCue et al.	.....	293/126
D330,989 S *	11/1992	Evans	.....	D6/601
D337,685 S *	7/1993	Bennett	.....	D6/601
D338,647 S *	8/1993	Bailey	.....	D12/167

D341,509 S *	11/1993	Evans	.....	D6/601
D343,756 S *	2/1994	Sher	.....	D6/601
D350,866 S *	9/1994	Miller et al.	.....	D6/595
5,368,903 A *	11/1994	Trier	.....	293/128
5,450,638 A *	9/1995	Johnson	.....	5/655.3
5,571,581 A *	11/1996	Koizumi et al.	.....	293/128
5,572,757 A *	11/1996	O'Sullivan	.....	5/636
D393,772 S *	4/1998	Vingino	.....	D6/601
D395,086 S *	6/1998	Reynolds, III	.....	D24/183
D406,486 S *	3/1999	Ogilvie	.....	D6/601
D416,427 S *	11/1999	Pecora et al.	.....	D6/601
5,987,674 A *	11/1999	Schaffner et al.	.....	5/632
6,161,239 A *	12/2000	Grazel	.....	5/655.4
6,179,354 B1 *	1/2001	Bennett, Jr.	.....	293/128
6,186,564 B1 *	2/2001	Ashcroft	.....	293/128
D439,463 S *	3/2001	Bare	.....	D6/595
6,219,867 B1 *	4/2001	Yates	.....	5/655.5
6,253,400 B1 *	7/2001	Rudt-Sturzenegger et al.	.....	5/655
D446,677 S *	8/2001	Hall et al.	.....	D6/601
D447,376 S *	9/2001	Kramer	.....	D6/601
6,292,964 B1 *	9/2001	Rose et al.	.....	5/632
D452,466 S *	12/2001	Skulnick	.....	D12/168
6,484,335 B2 *	11/2002	Gilbert	.....	5/636
6,513,179 B1 *	2/2003	Pan	.....	5/636
D476,517 S *	7/2003	Davis	.....	D6/601
2002/0105197 A1 *	8/2002	Unterwagner	.....	293/128
2003/0209914 A1 *	11/2003	Cano	.....	293/128

\* cited by examiner

*Primary Examiner*—Joel Sincavage

*Assistant Examiner*—T. Chase Nelson


(57) **CLAIM**

The ornamental design for an attachable cushion for chair safety bar, as shown and described.

**DESCRIPTION**

FIG. 1 is a front elevational view of a attachable cushion for chair safety bar showing my new design;  
FIG. 2 is a rear elevational view thereof;  
FIG. 3 is an enlarged side view, taken from the left side of FIG. 1;  
FIG. 4 is an enlarged side view, taken from the right side of FIG. 1;  
FIG. 5 is a top plan view thereof; and,  
FIG. 6 is a bottom plan view thereof.

**1 Claim, 3 Drawing Sheets**



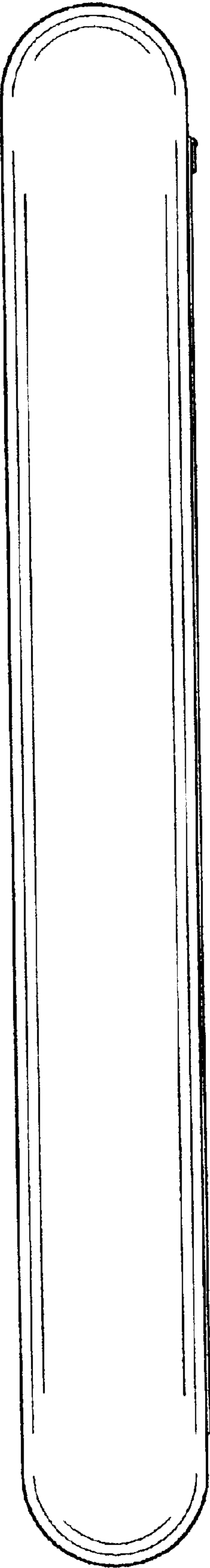


FIG. 1

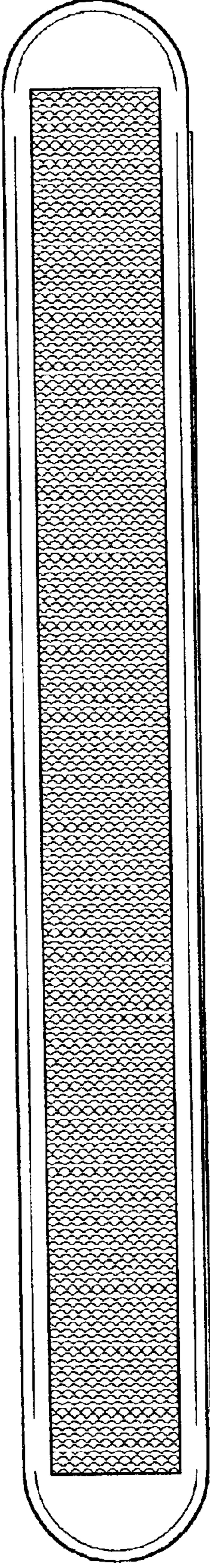


FIG. 2

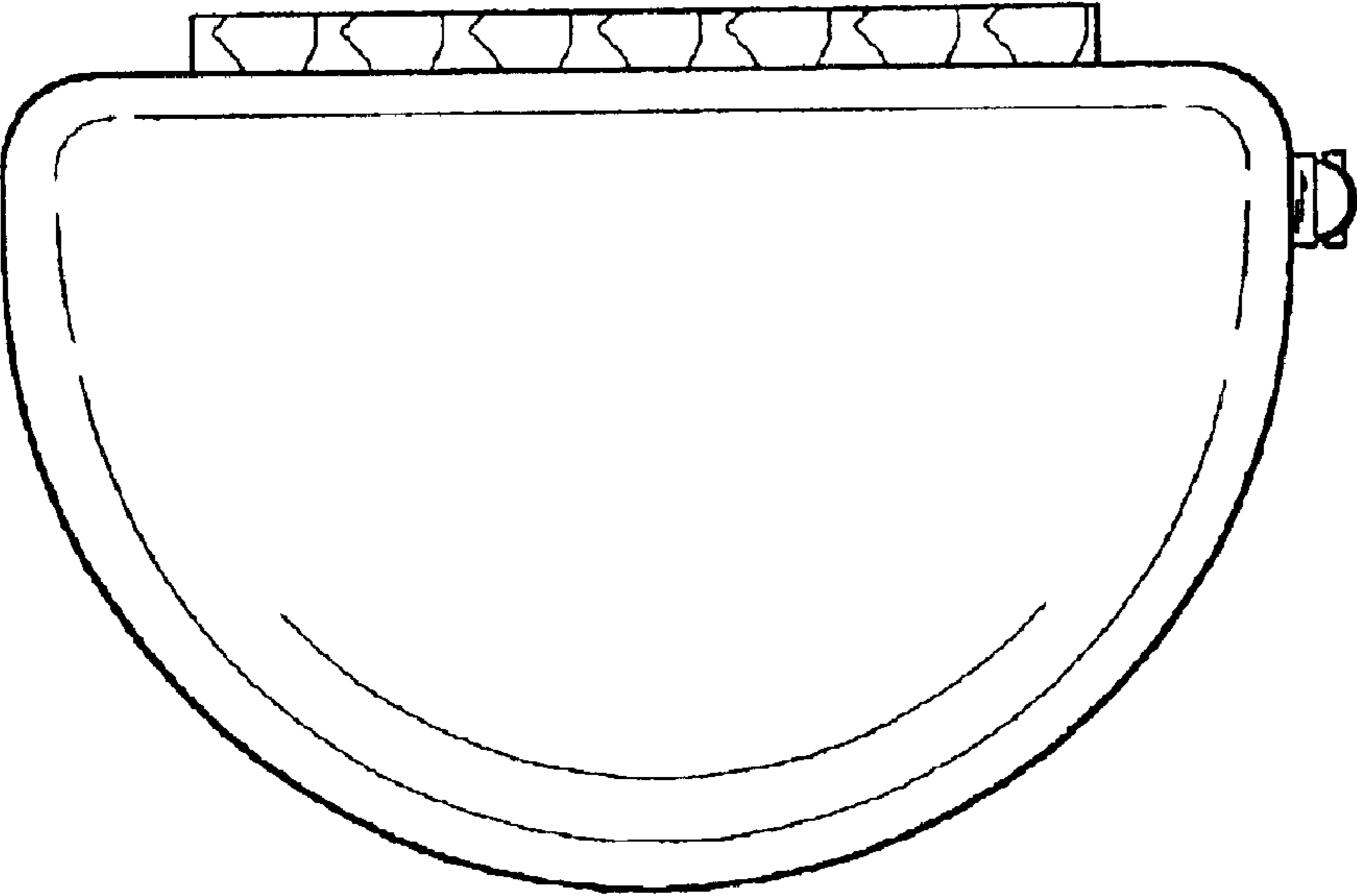


FIG. 4

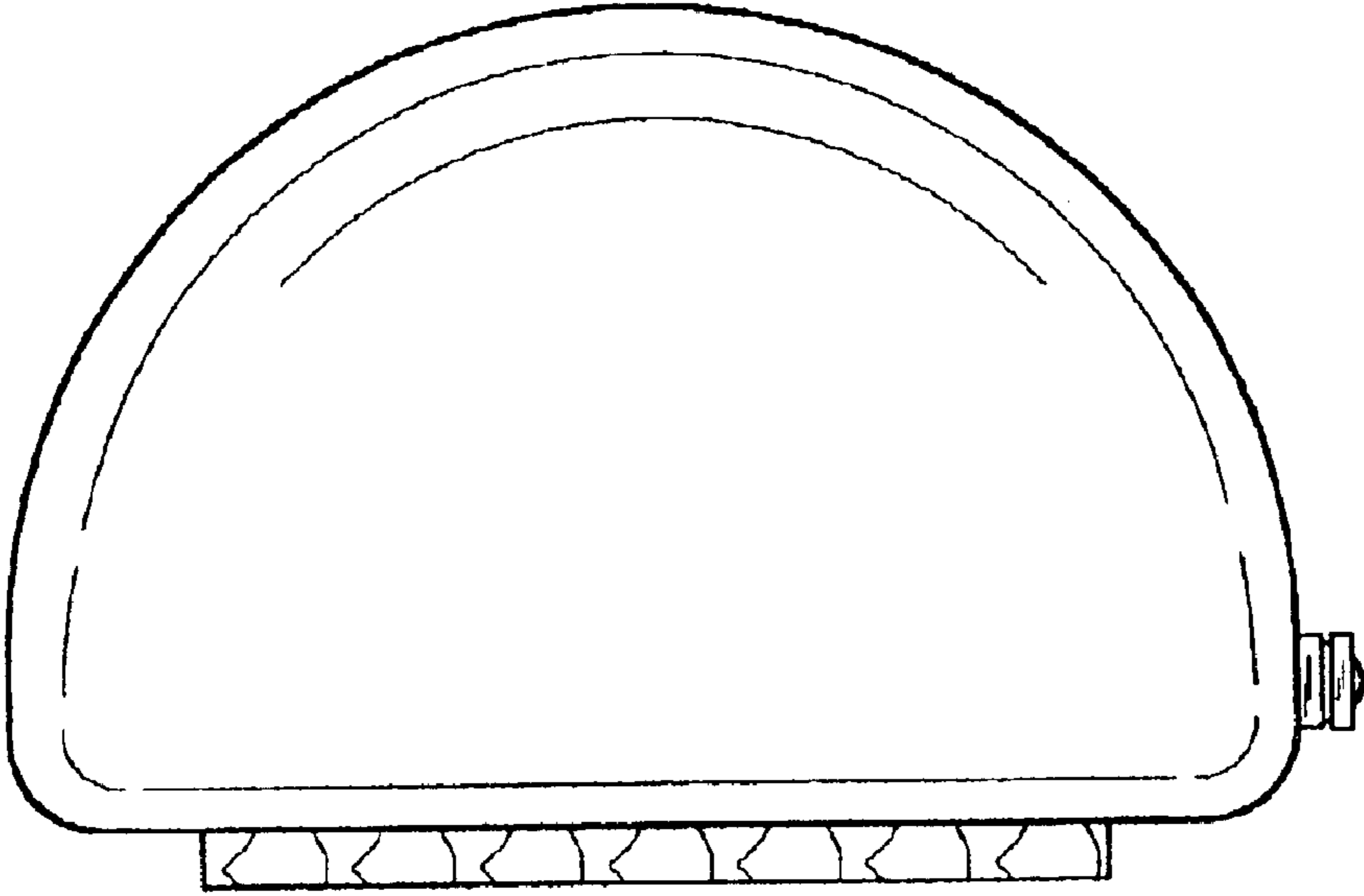


FIG. 3



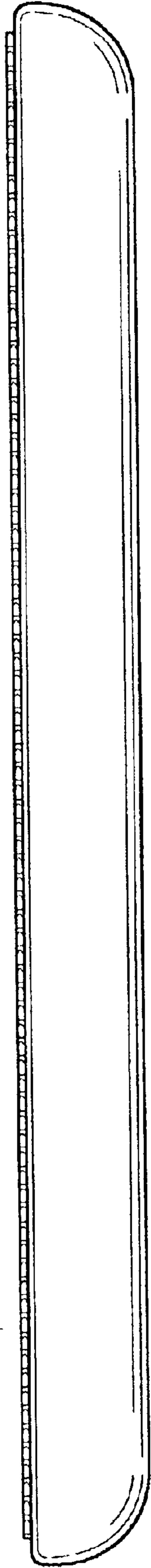


FIG. 5

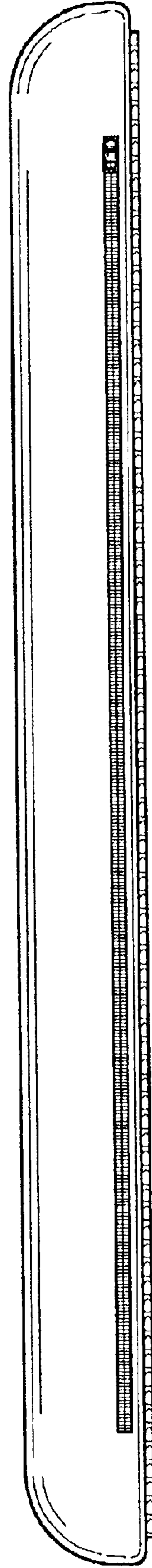


FIG. 6