

US00D498953S

(12) **United States Design Patent**  
**Strong**

(10) **Patent No.:** **US D498,953 S**

(45) **Date of Patent:** **\*\* Nov. 30, 2004**

(54) **FOOT PORTION OF A TABLE LEG**

(75) Inventor: **L. Curtis Strong**, Clearfield, UT (US)

(73) Assignee: **Lifetime Products, Inc.**, Clearfield, UT (US)

(\*\*) Term: **14 Years**

(21) Appl. No.: **29/179,966**

(22) Filed: **Apr. 16, 2003**

(51) **LOC (7) Cl.** ..... **06-06**

(52) **U.S. Cl.** ..... **D6/499**

(58) **Field of Search** ..... D6/480-489, 495-499,  
D6/429-431; 108/153.1, 155, 156, 157.1,  
161, 462, 65, 69, 70, 77, 117; 248/188,  
188.1, 188.8, 188.6

(56) **References Cited**

**U.S. PATENT DOCUMENTS**

D235,834 S	*	7/1975	Payne et al.	.....	D6/483
D273,163 S	*	3/1984	Halme	.....	D6/420
4,597,553 A	*	7/1986	Rorabaugh	.....	248/440
5,528,997 A	*	6/1996	Miller	.....	108/131
D404,940 S	*	2/1999	Gallardo	.....	D6/499
D468,139 S	*	1/2003	Strong	.....	D6/499

\* cited by examiner

*Primary Examiner*—Janice E. Seeger

(74) *Attorney, Agent, or Firm*—Workman Nydegger

(57) **CLAIM**

The ornamental design for a foot portion of a table leg, as shown and described.

**DESCRIPTION**

FIG. 1 is a perspective view of a foot portion of a table leg; FIG. 2 is an enlarged perspective view from the left side of the foot portion of a table leg shown in FIG. 1;

FIG. 3 is an enlarged perspective view from the right side of the foot portion of the table leg shown in FIG. 1;

FIG. 4 is a top view of the foot portion of a table leg shown in FIG. 2;

FIG. 5 is a right side view of the foot portion of a table leg shown in FIG. 2;

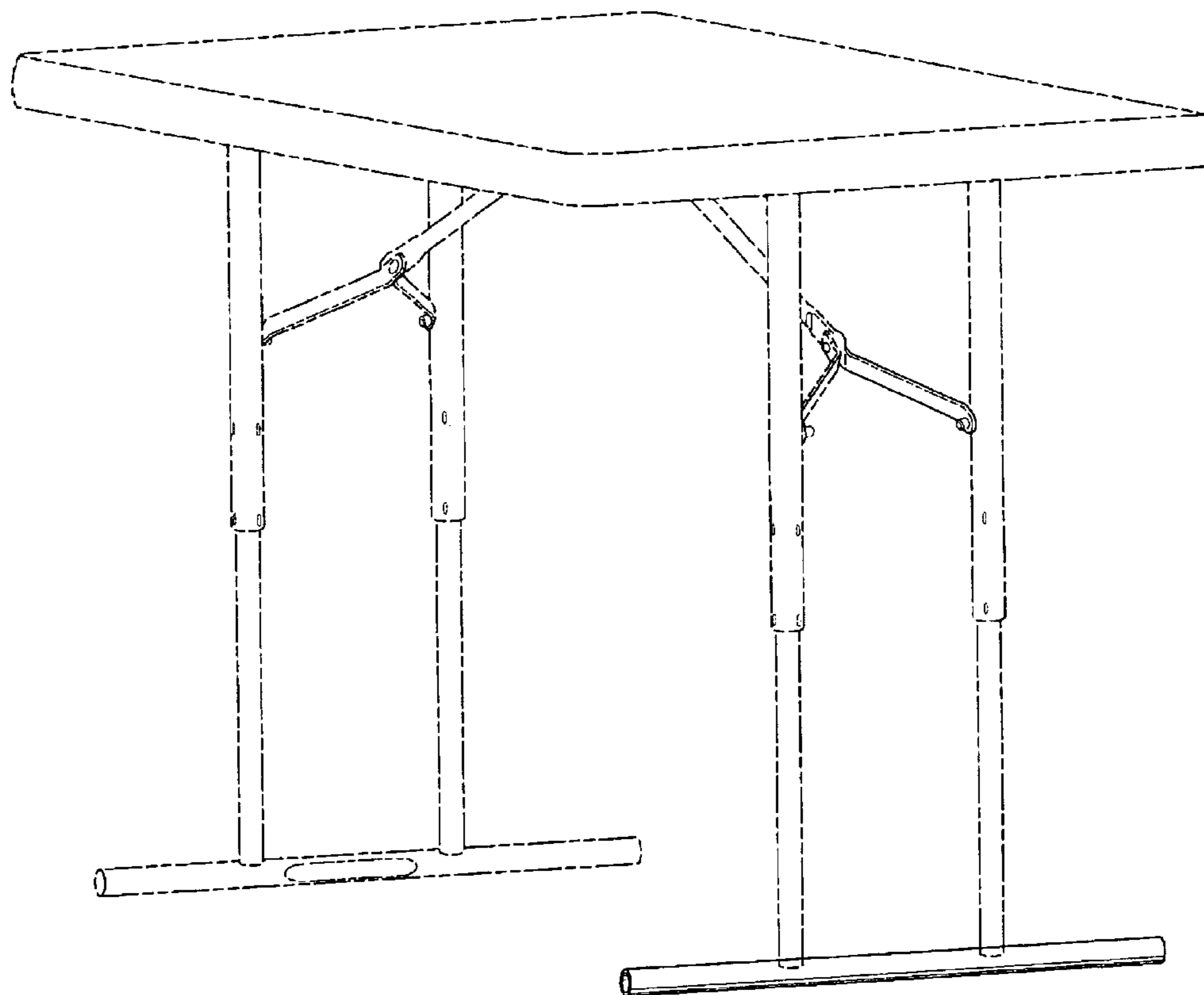
FIG. 6 is a left side view of the foot portion of a table leg shown in FIG. 2;

FIG. 7 is a bottom view of the foot portion of a table leg shown in FIG. 2; and,

FIG. 8 is a front view of the foot portion of a table leg shown in FIG. 2, with the rear view being the same.

The broken lines are for environmental purposes only and form no part of the claimed design.

**1 Claim, 3 Drawing Sheets**



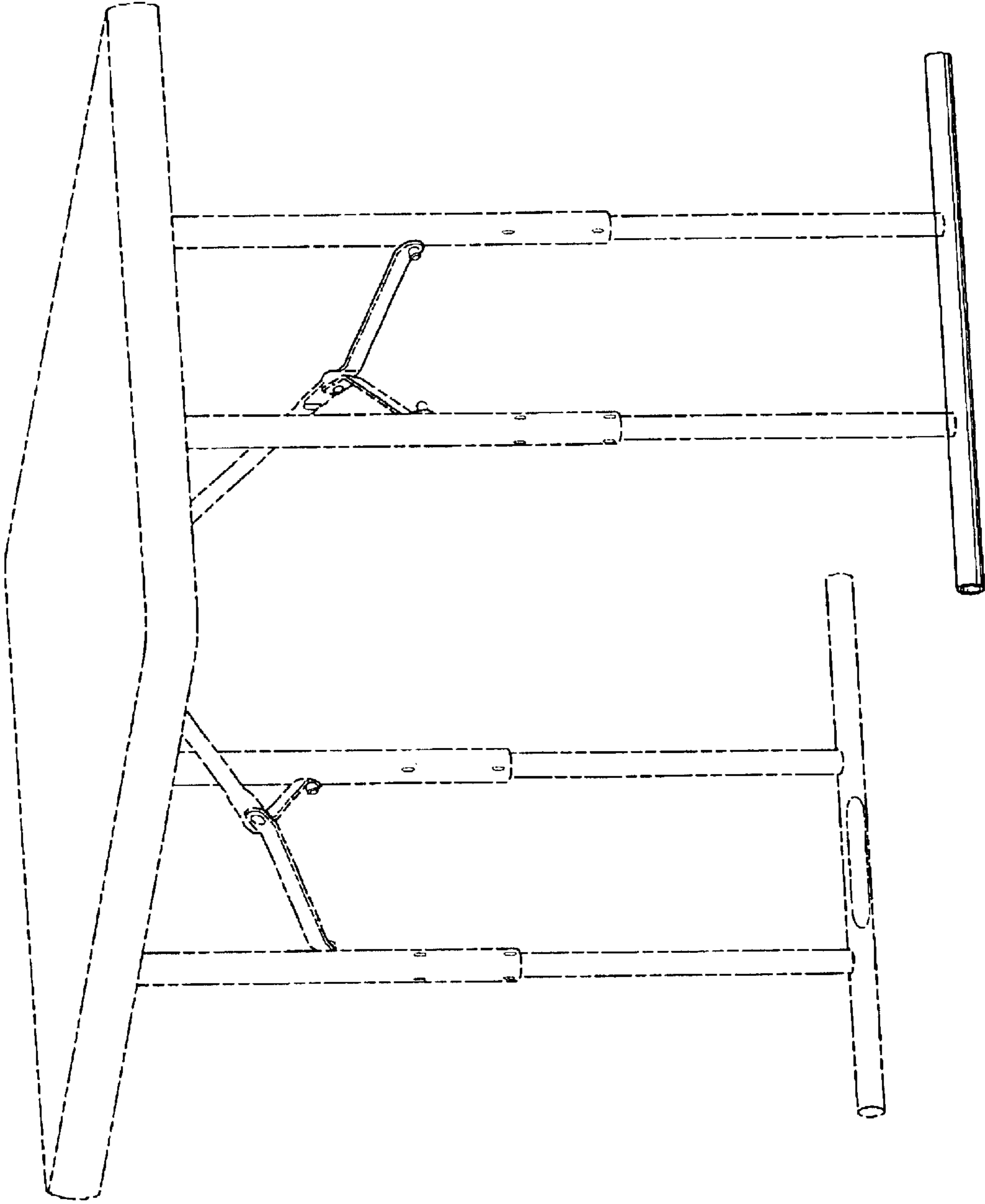


FIG. 1

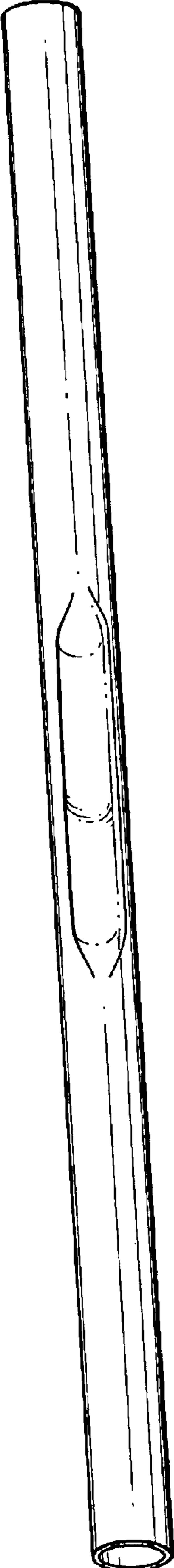


FIG. 2

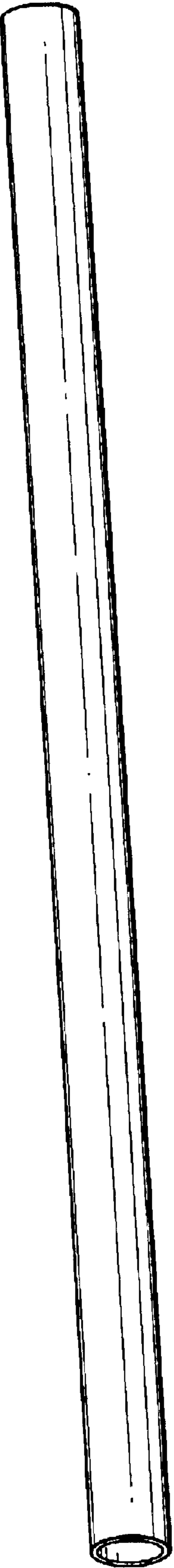


FIG. 3

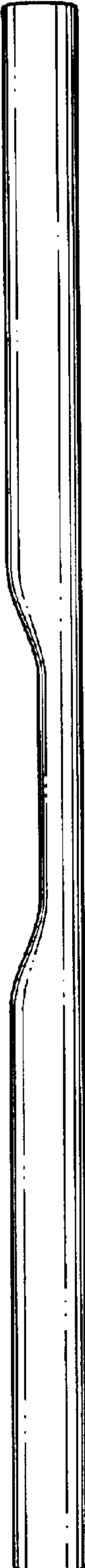


FIG. 4



FIG. 5

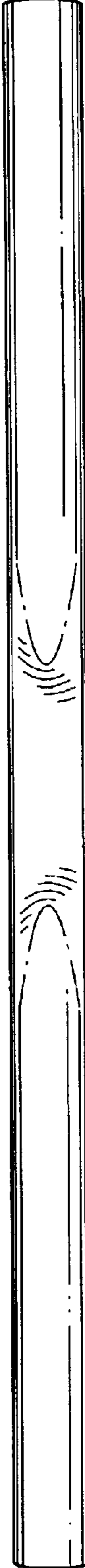


FIG. 6

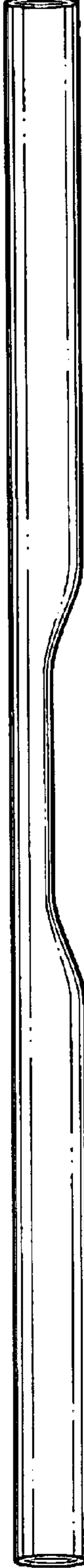


FIG. 7



FIG. 8