

US00D498948S

(12) **United States Design Patent**
Risdon et al.

(10) **Patent No.:** **US D498,948 S**

(45) **Date of Patent:** **** Nov. 30, 2004**

(54) **DINING TABLE**

D448,952 S * 10/2001 OHare et al. D6/484
D459,621 S * 7/2002 OHare et al. D6/484
D460,882 S * 7/2002 Stanton D6/484

(75) Inventors: **Scott M. Risdon**, Greensboro, NC
(US); **Timothy M. O'Hare**, Oak Ridge,
NC (US)

* cited by examiner

(73) Assignee: **Pennsylvania House, Inc.**, Greensboro,
NC (US)

Primary Examiner—Janice E. Seeger

(74) *Attorney, Agent, or Firm*—Harness, Dickey & Pierce,
P.L.C.

(**) Term: **14 Years**

(57) **CLAIM**

(21) Appl. No.: **29/176,455**

The ornamental design for a dining table, as shown and
described.

(22) Filed: **Feb. 21, 2003**

DESCRIPTION

(51) **LOC (7) Cl.** **06-03**

(52) **U.S. Cl.** **D6/484**

(58) **Field of Search** D6/480–489, 495,
D6/511; 150/153.1, 155, 156, 157.1, 161;
248/188, 188.1, 188.8

FIG. 1 is a perspective view of a dining table in accordance
with the present invention;

FIG. 2 is a front view of the dining table, the back of the
dining table being a mirror image thereof;

FIG. 3 is a top view of the dining table, the bottom of the
dining table is not illustrated as it forms no part of the
present invention; and,

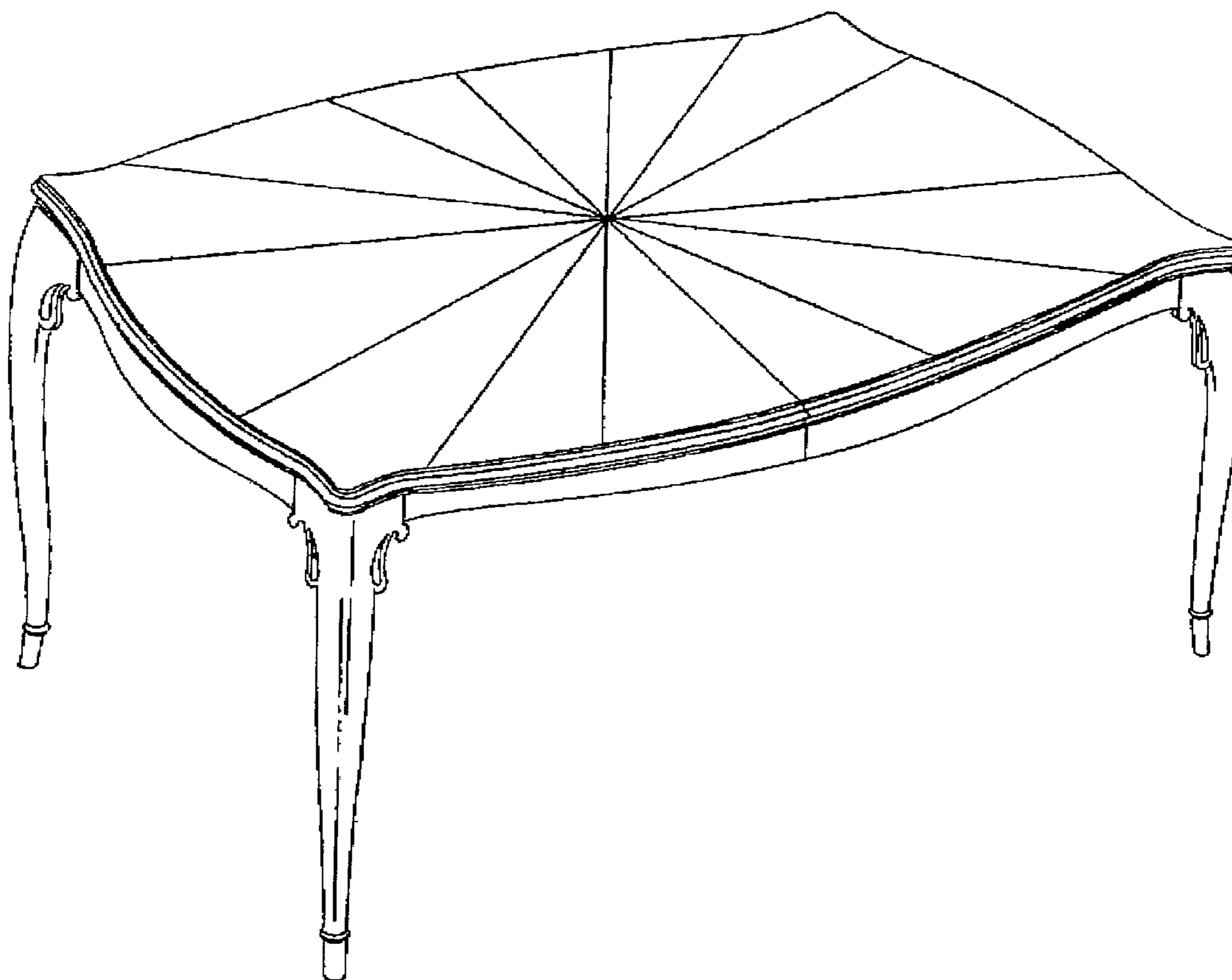
FIG. 4 is a right side view of the dining table, the left side
view being a mirror image thereof.

(56) **References Cited**

U.S. PATENT DOCUMENTS

D145,542 S * 9/1946 Sky D6/488
D346,082 S * 4/1994 Ward D6/484

1 Claim, 4 Drawing Sheets



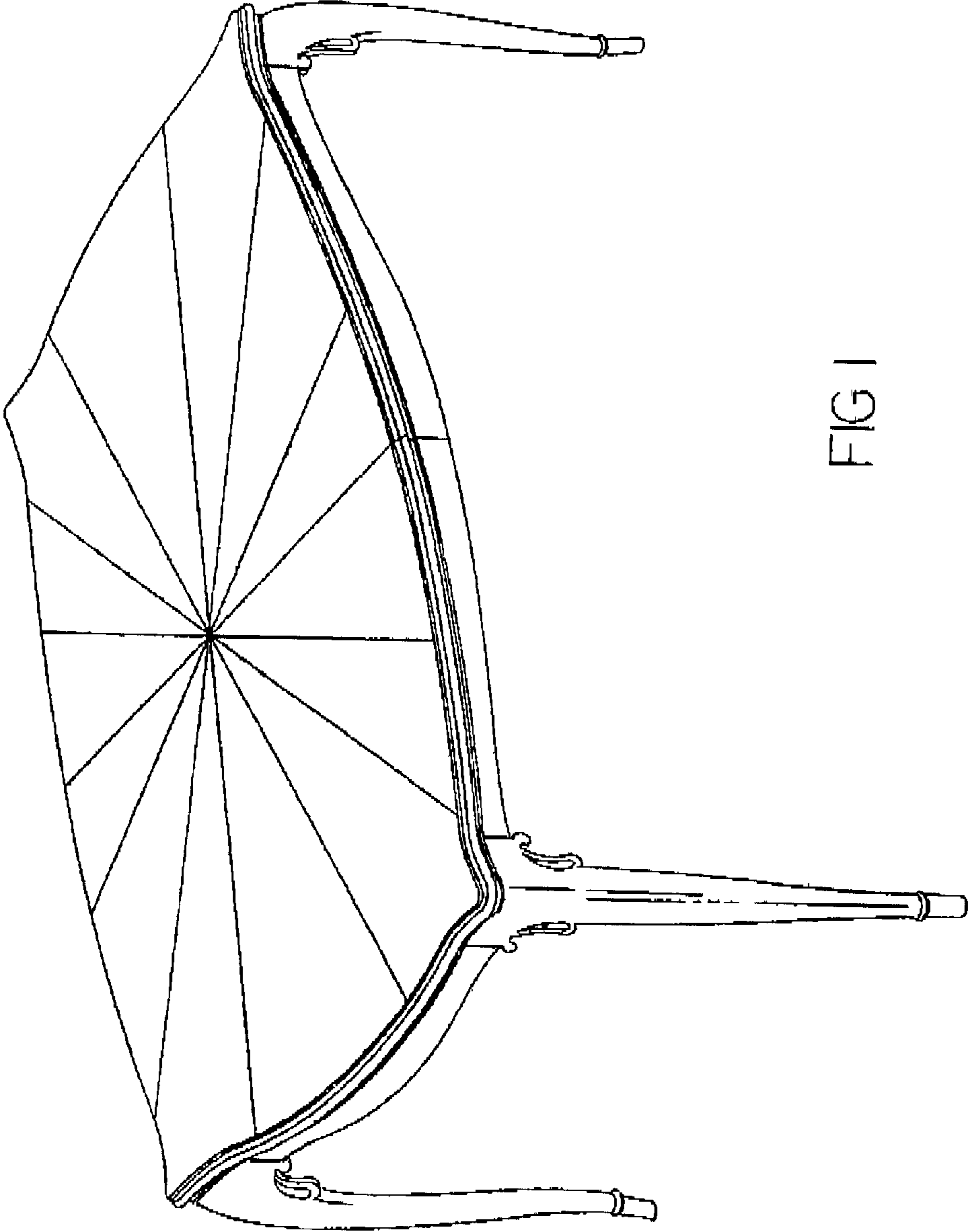


FIG 1




FIG 2

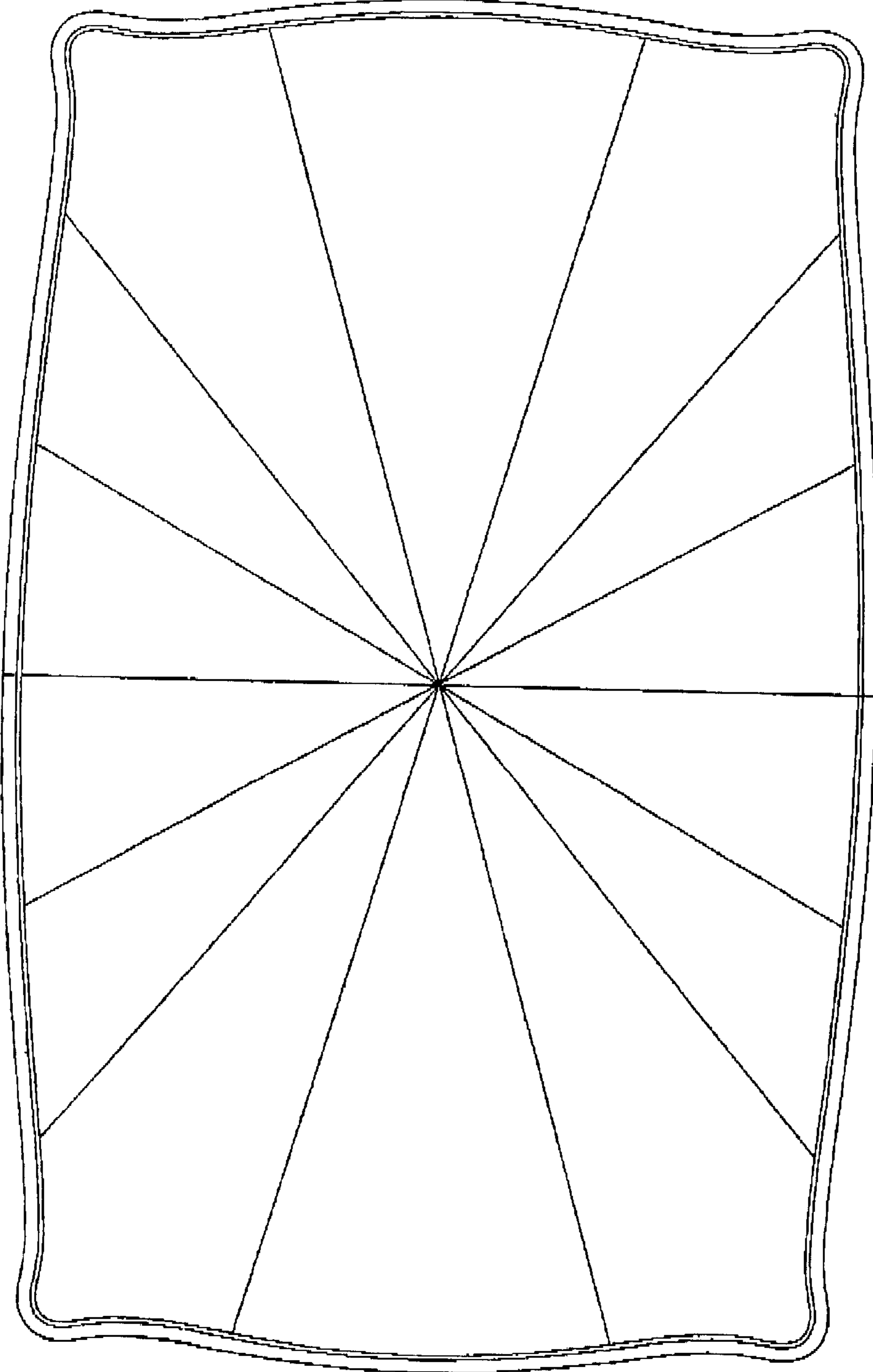


FIG 3

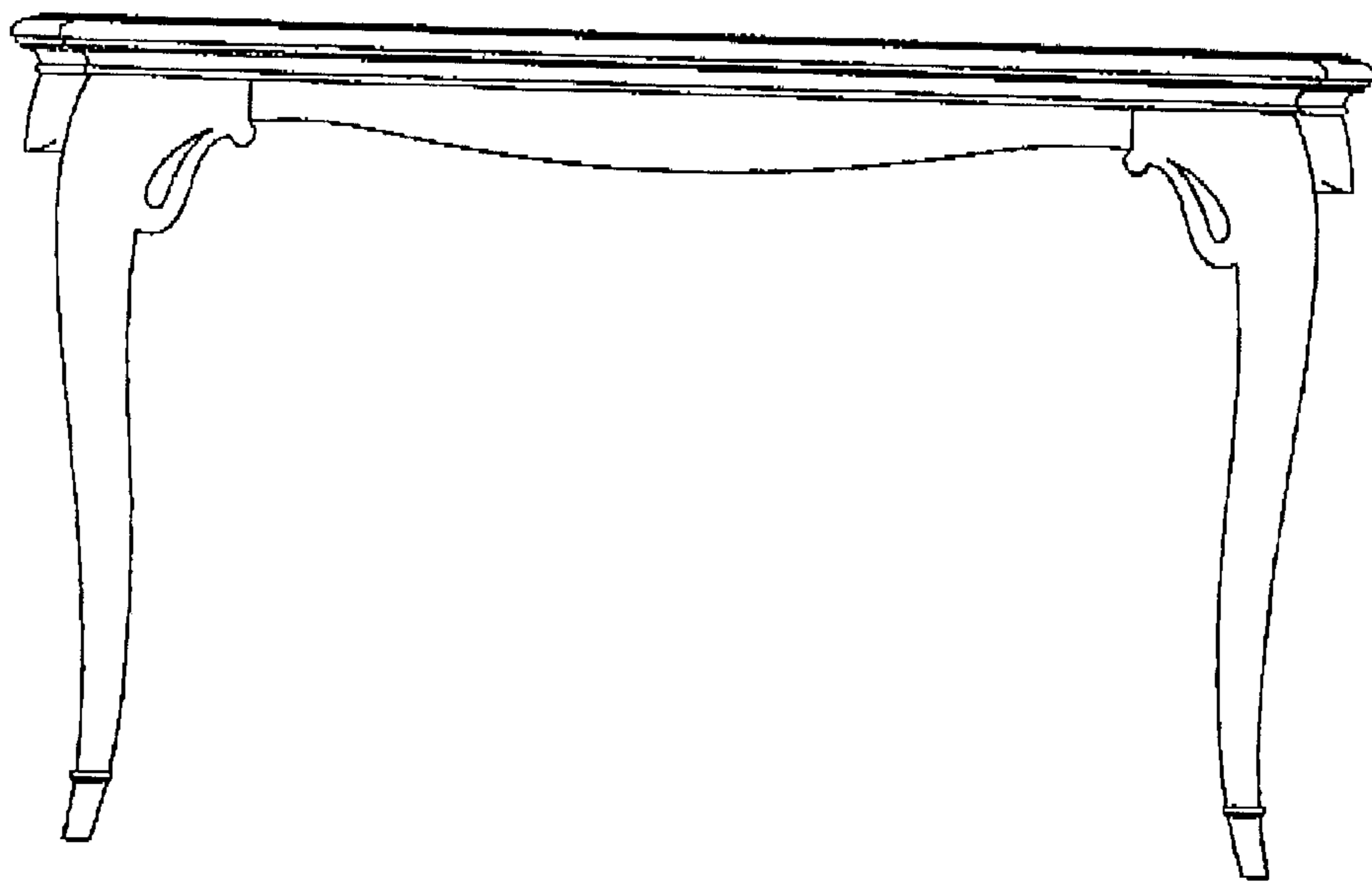


FIG 4