

US00D498943S

(12) **United States Design Patent**  
**Ricci**

(10) **Patent No.:** **US D498,943 S**

(45) **Date of Patent:** **\*\* Nov. 30, 2004**

(54) **SEAT**

(75) **Inventor:** **Luca Ricci, Forli (IT)**

(73) **Assignee:** **De Coro Ltd., Fanling (HK)**

(\*\*) **Term:** **14 Years**

(21) **Appl. No.:** **29/196,273**

(22) **Filed:** **Dec. 22, 2003**

(51) **LOC (7) Cl.** ..... **06-01**

(52) **U.S. Cl.** ..... **D6/381; D6/334**

(58) **Field of Search** ..... **D6/334, 335, 336,**  
**D6/364, 371, 381, 500, 501, 502; 5/12.1;**  
**297/232**

(56) **References Cited**

**U.S. PATENT DOCUMENTS**

|            |           |                |              |
|------------|-----------|----------------|--------------|
| D361,212 S | 8/1995    | Gibson         |              |
| D361,909 S | 9/1995    | Natuzzi et al. |              |
| D362,353 S | 9/1995    | Natuzzi et al. |              |
| D363,388 S | 10/1995   | Natuzzi et al. |              |
| D364,975 S | 12/1995   | Natuzzi et al. |              |
| D366,769 S | 2/1996    | Mabon          |              |
| D372,808 S | 8/1996    | Natuzzi et al. |              |
| D384,217 S | 9/1997    | Natuzzi et al. |              |
| D384,218 S | * 9/1997  | Natuzzi et al. | ..... D6/381 |
| D384,219 S | 9/1997    | Natuzzi et al. |              |
| D387,575 S | 12/1997   | Natuzzi et al. |              |
| D391,092 S | * 2/1998  | Natuzzi et al. | ..... D6/381 |
| D407,572 S | 4/1999    | Natuzzi et al. |              |
| D407,573 S | 4/1999    | Natuzzi et al. |              |
| D409,014 S | 5/1999    | Natuzzi et al. |              |
| D417,971 S | 12/1999   | Natuzzi et al. |              |
| D419,328 S | 1/2000    | Natuzzi et al. |              |
| D421,193 S | 2/2000    | Natuzzi et al. |              |
| D429,080 S | 8/2000    | Natuzzi et al. |              |
| D431,124 S | 9/2000    | Natuzzi et al. |              |
| D431,926 S | * 10/2000 | Natuzzi et al. | ..... D6/381 |
| D431,928 S | 10/2000   | Natuzzi et al. |              |
| D432,327 S | 10/2000   | Natuzzi et al. |              |
| D434,245 S | 11/2000   | Natuzzi et al. |              |
| D439,759 S | 4/2001    | Natuzzi et al. |              |
| D445,587 S | 7/2001    | Natuzzi et al. |              |
| D446,041 S | 8/2001    | Natuzzi et al. |              |

|            |           |                |              |
|------------|-----------|----------------|--------------|
| D448,945 S | 10/2001   | Natuzzi et al. |              |
| D474,911 S | 5/2003    | Ricci          |              |
| D475,861 S | 6/2003    | Ricci          |              |
| D476,500 S | * 7/2003  | Ricci          | ..... D6/381 |
| D478,224 S | 8/2003    | Natuzzi et al. |              |
| D482,892 S | * 12/2003 | Ricci          | ..... D6/381 |
| D482,894 S | * 12/2003 | Ricci          | ..... D6/381 |
| D482,895 S | * 12/2003 | Ricci          | ..... D6/381 |
| D485,088 S | * 1/2004  | Ricci          | ..... D6/381 |

**OTHER PUBLICATIONS**

De Coro Ltd. Sofa Model No. 101, Apr., 1998, at the International Home Furnishings Market in High Point, N.C.

(List continued on next page.)

*Primary Examiner*—Gary D. Watson

(74) *Attorney, Agent, or Firm*—Luce, Forward, Hamilton & Scripps LLP

(57) **CLAIM**

The ornamental design for a seat, as shown and described.

**DESCRIPTION**

FIG. 1 is a front perspective view of one embodiment of my new seat design in the form of a sofa;

FIG. 2 is a front elevation view of the embodiment of FIG. 1;

FIG. 3 is a left, side elevation view of the embodiment of FIG. 1, with the right side elevational view being a mirror image thereof;

FIG. 4 is a rear elevation view of the embodiment of FIG. 1;

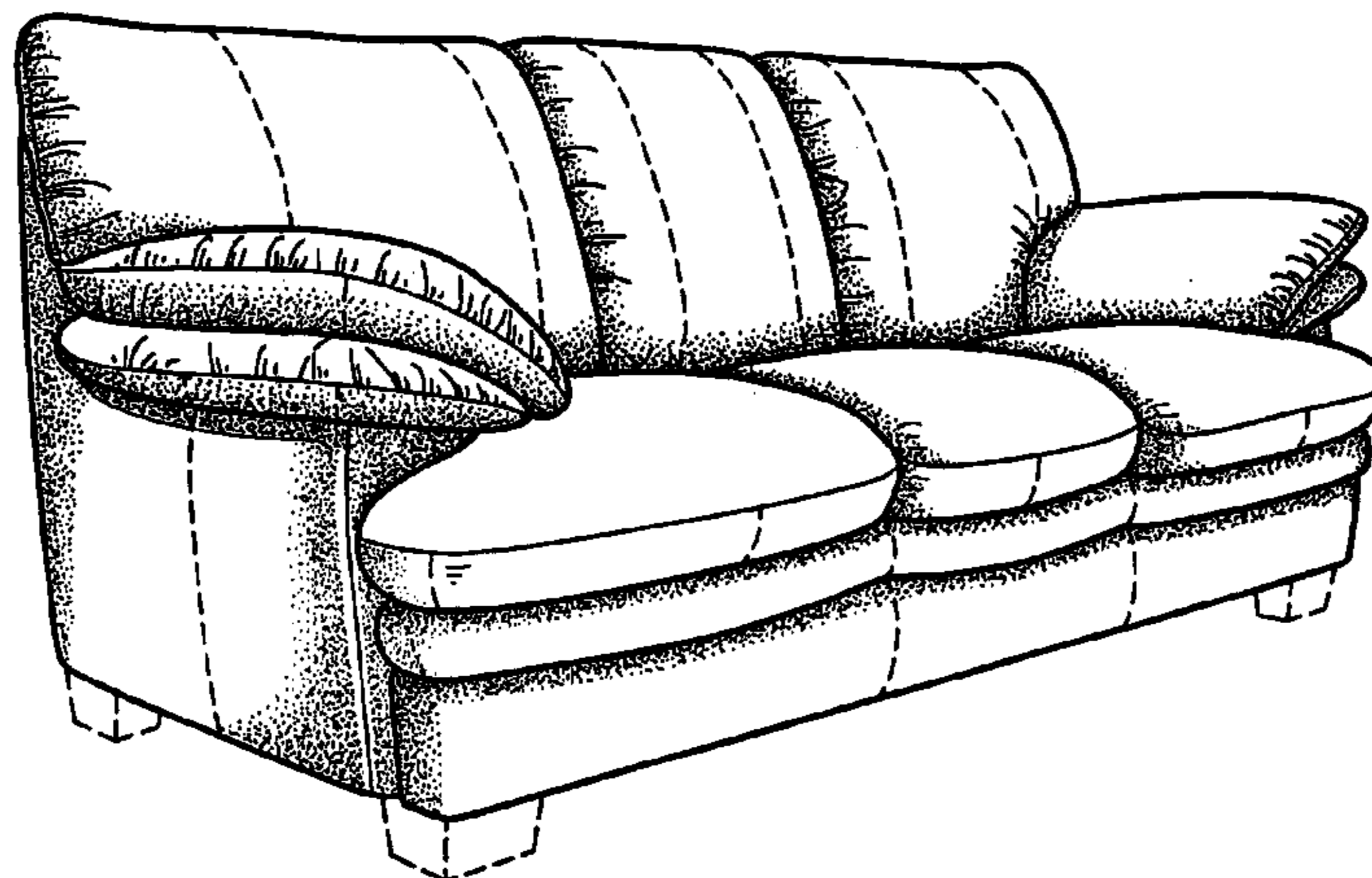
FIG. 5 is a front perspective view of a second embodiment of my new seat design in the form of a chair;

FIG. 6 is a front elevation view of the embodiment of FIG. 5; and,

FIG. 7 is a rear elevation view of the embodiment of FIG. 5.

The side elevation views of FIGS. 5, 6, and 7 are like that shown in FIG. 3. The broken line disclosure is for illustrative purposes only and forms no part of the claimed design.

**1 Claim, 4 Drawing Sheets**





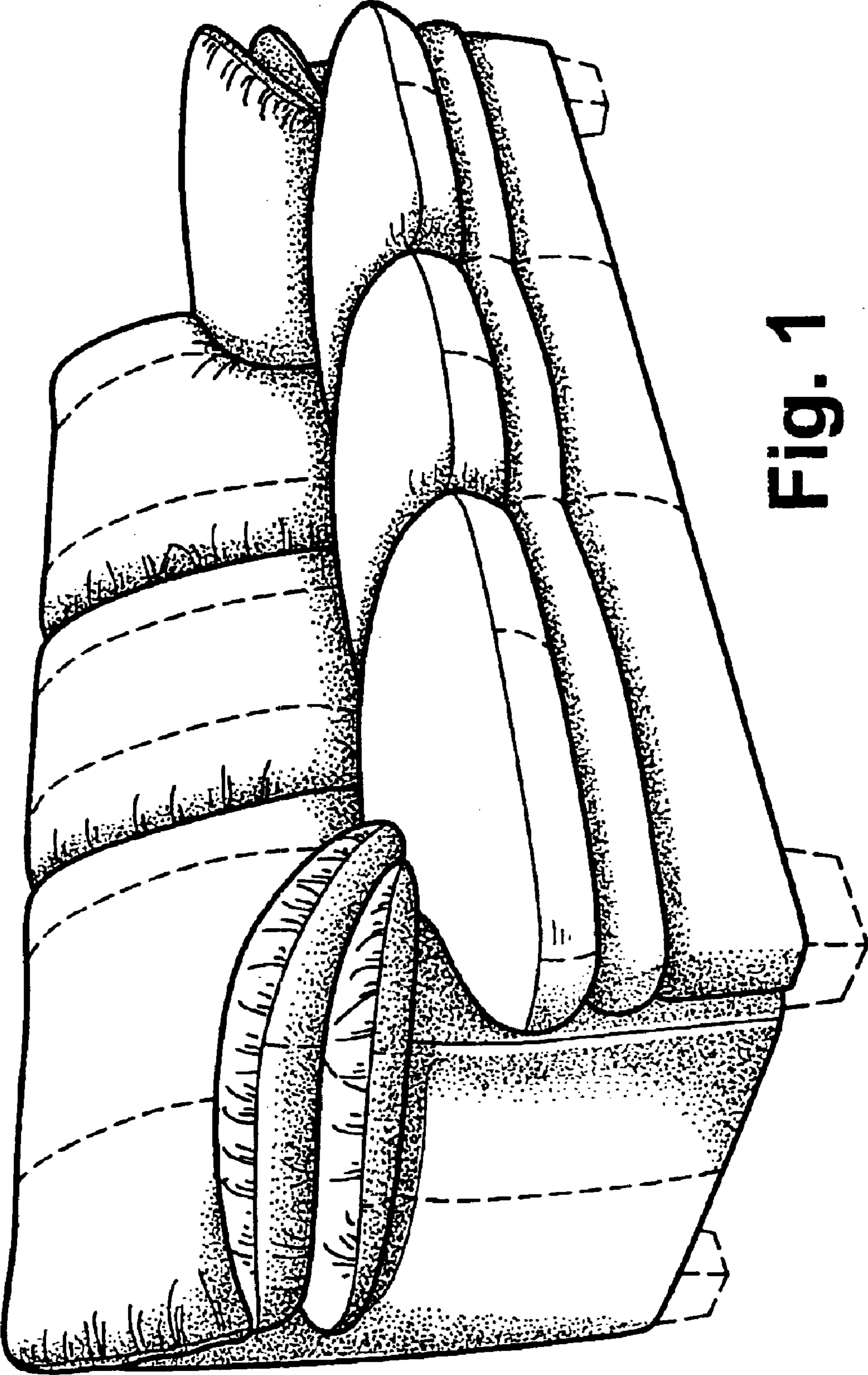


Fig. 1

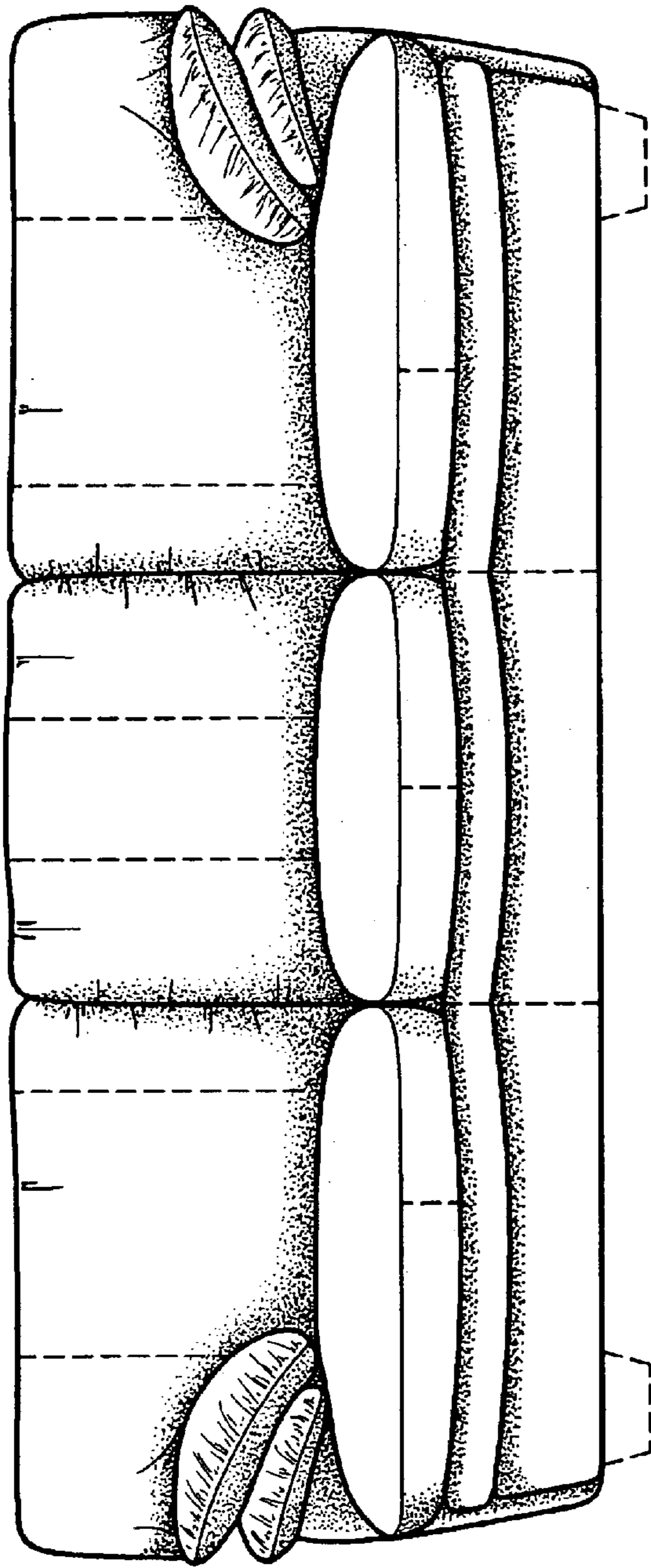


Fig. 2

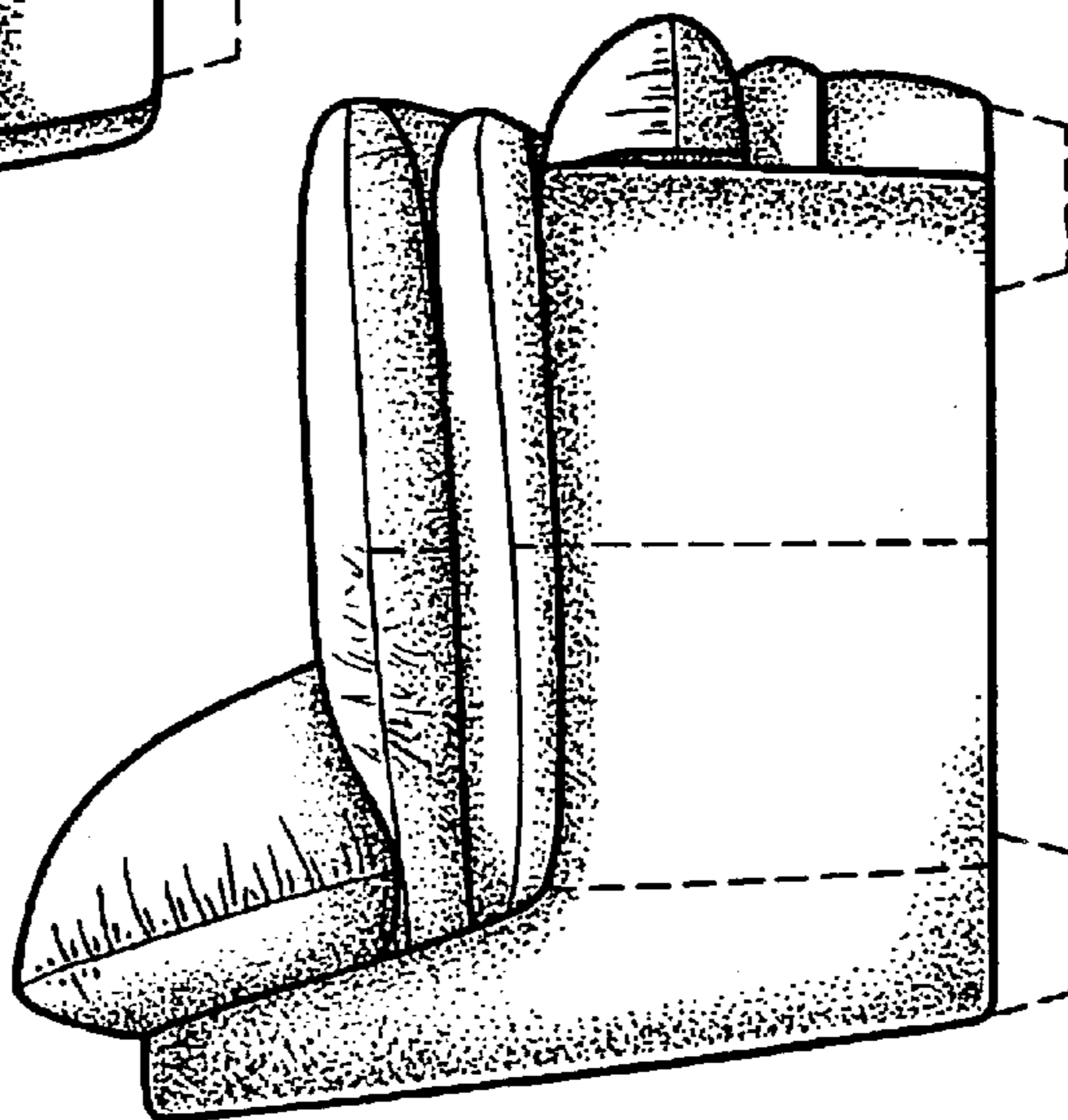
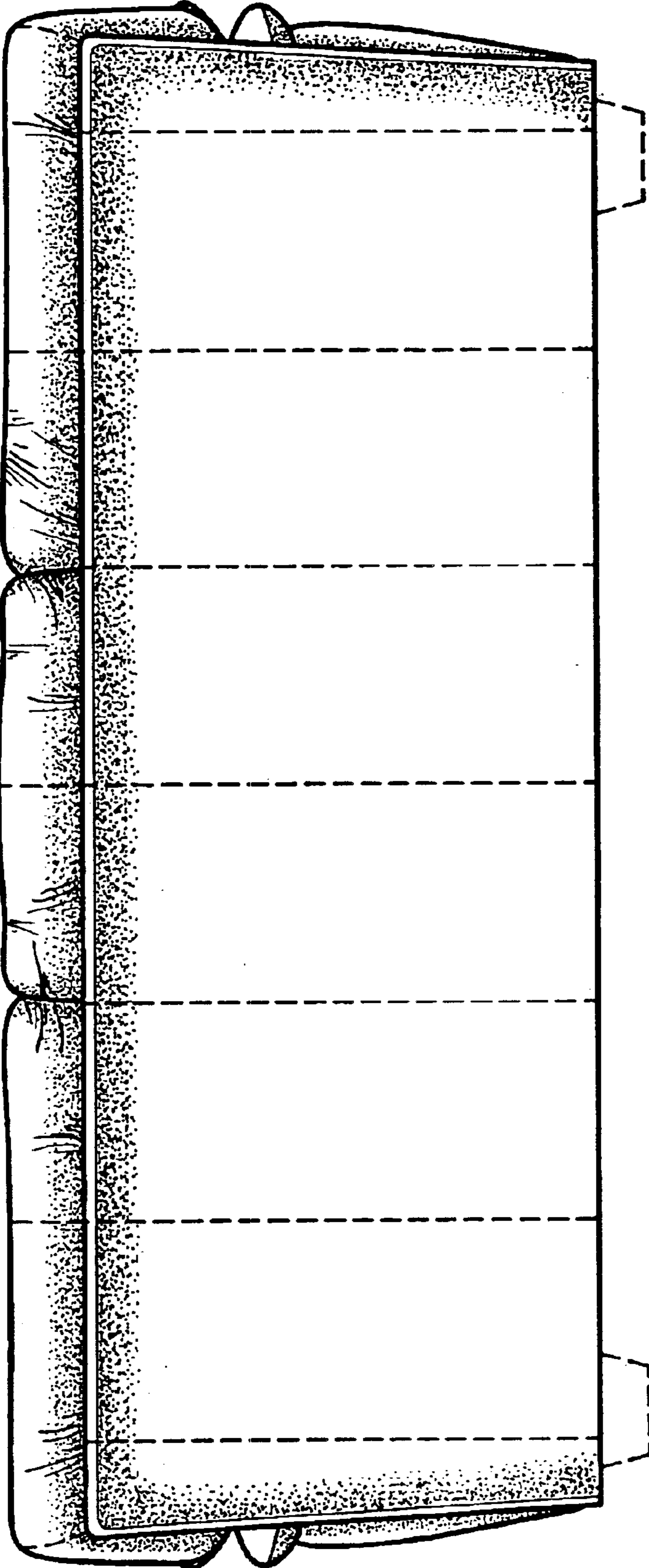


Fig. 3



**Fig. 4**

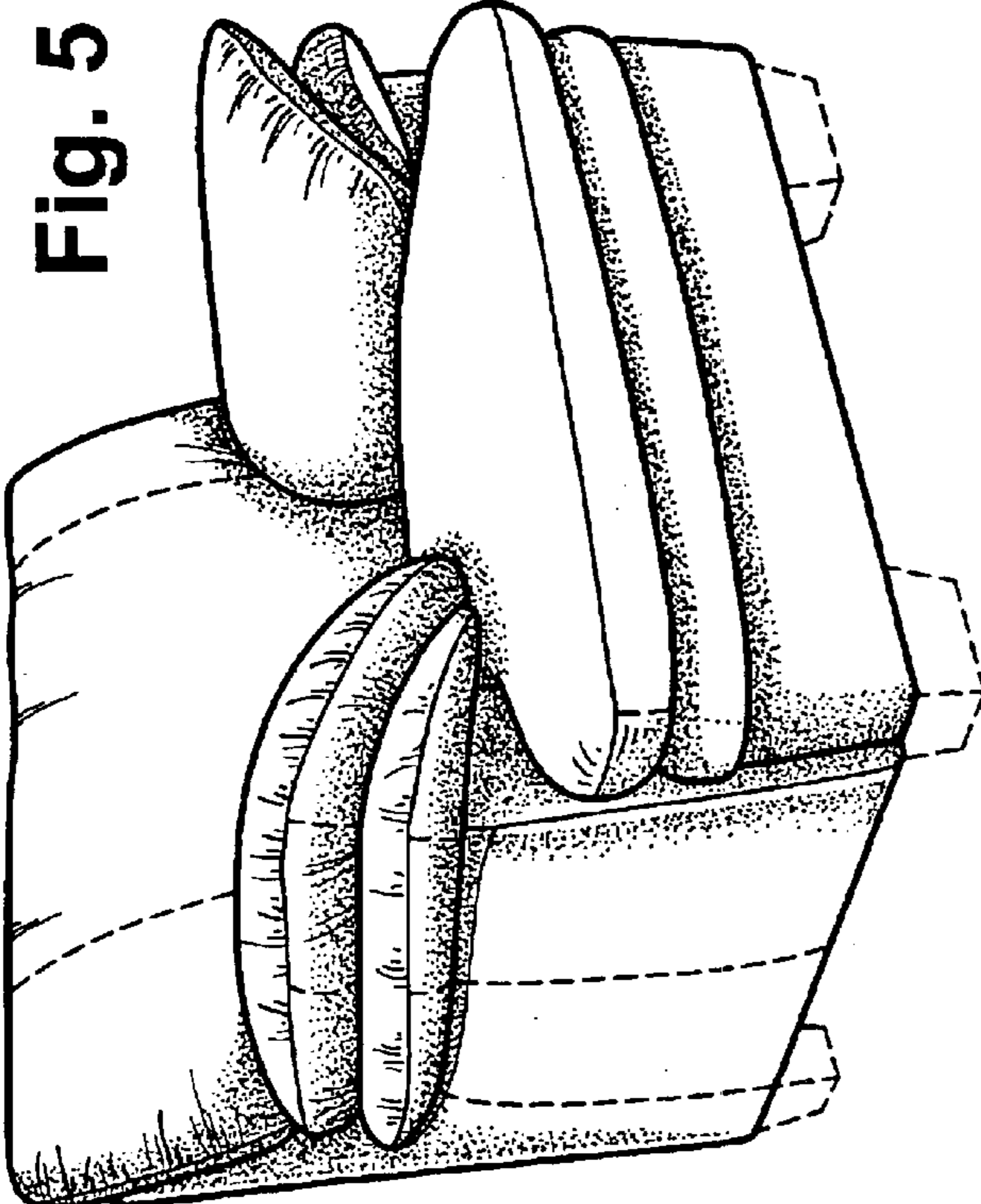


Fig. 5

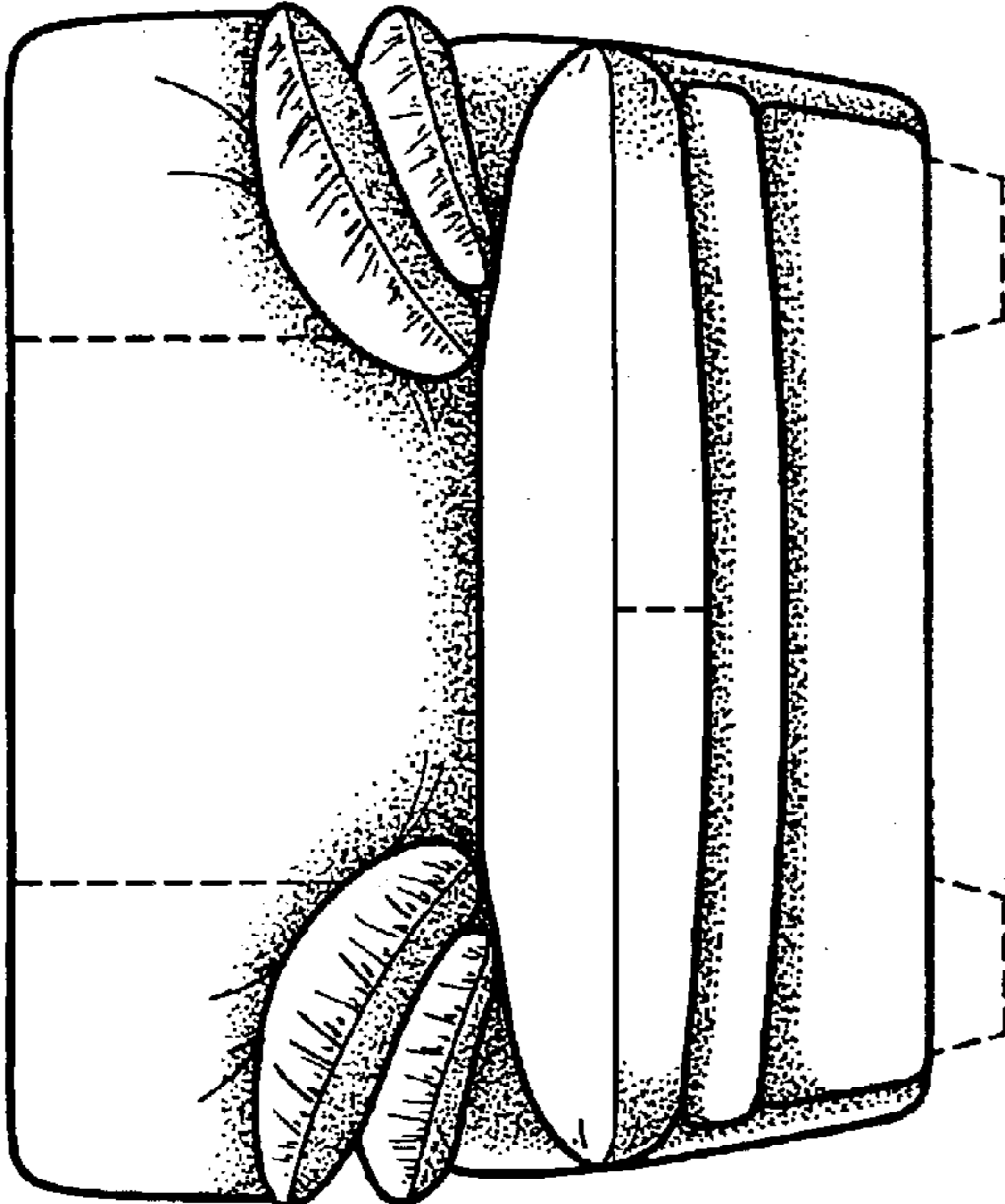


Fig. 6

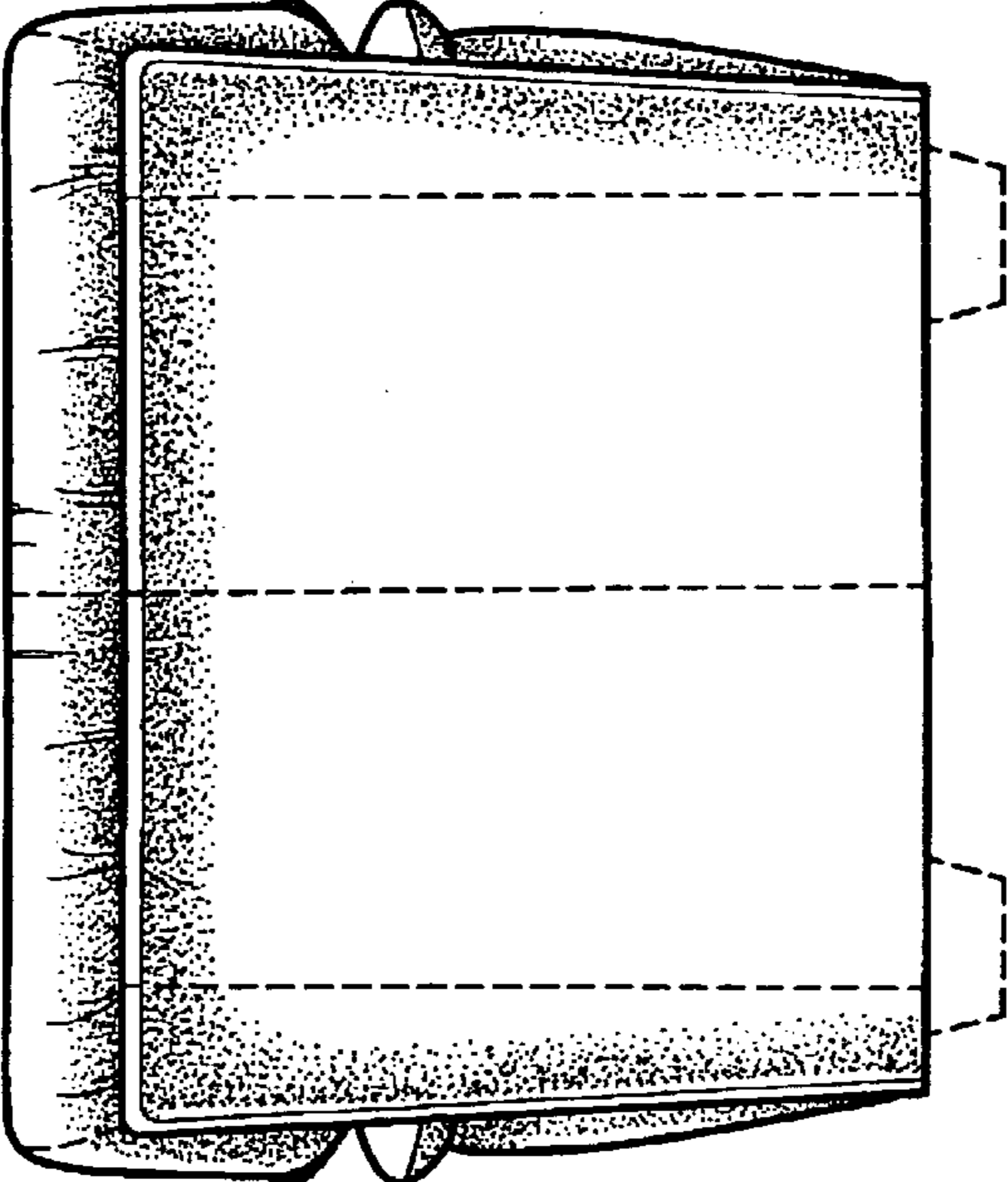


Fig. 7