

US00D498934S

(12) **United States Design Patent**
Saito

(10) **Patent No.: US D498,934 S**

(45) **Date of Patent: ** Nov. 30, 2004**

(54) **GARMENT HANGER**

(75) Inventor: **Wataru Saito**, Tokyo (JP)

(73) Assignee: **Soko Co. Ltd.**, Tokyo (JP)

(**) Term: **14 Years**

(21) Appl. No.: **29/201,471**

(22) Filed: **Mar. 16, 2004**

(51) **LOC (7) Cl. 06-08**

(52) **U.S. Cl. D6/317**

(58) **Field of Search** D6/315, 317, 318,
D6/319; 211/113; 223/85, 90, 91, 92, 93,
95, 96, DIG. 3

(56) **References Cited**

U.S. PATENT DOCUMENTS

- D32,595 S * 4/1900 Rosentreter D6/317
- D34,224 S * 3/1901 De Blois D6/317
- 776,868 A * 12/1904 Sheffield 223/88
- D98,474 S * 2/1936 Farmer D6/317
- D140,680 S * 3/1945 Strassburg D6/317
- D148,981 S * 3/1948 Cless D6/317
- 3,323,697 A * 6/1967 Quisling 223/91

- D270,978 S * 10/1983 Guebert et al. D6/317
- D334,668 S * 4/1993 Miyahara D6/317
- D358,036 S * 5/1995 Miyahara D6/317

* cited by examiner

Primary Examiner—Stella Reid

Assistant Examiner—Daniel Bui

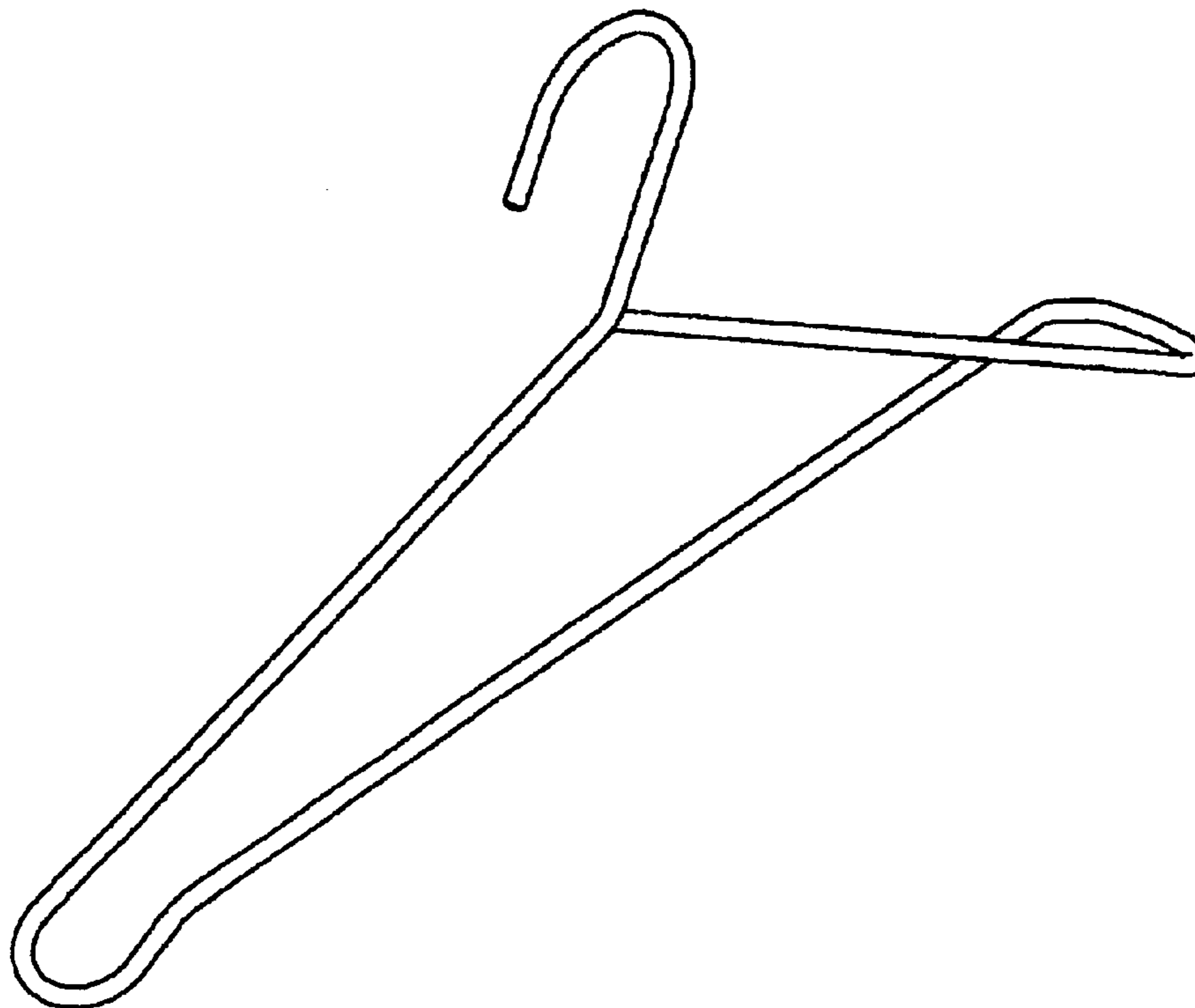
(57) **CLAIM**

The ornamental design for a garment hanger, as shown and described.

DESCRIPTION

FIG. 1 is a front elevation view of a garment hanger according to the present invention;
 FIG. 2 is a back elevation view of a garment hanger thereof;
 FIG. 3 is a top plan view of a garment hanger thereof;
 FIG. 4 is a bottom plan view of a garment hanger thereof;
 FIG. 5 is a right elevation view of a garment hanger thereof;
 FIG. 6 is a left elevation view of a garment hanger thereof;
 and,
 FIG. 7 is a top, front and left side perspective view of a garment hanger thereof.

1 Claim, 3 Drawing Sheets






FIG. 1




FIG. 2




FIG. 3

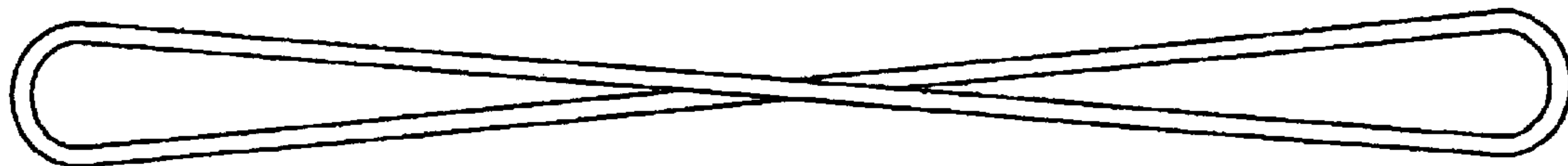


FIG. 4

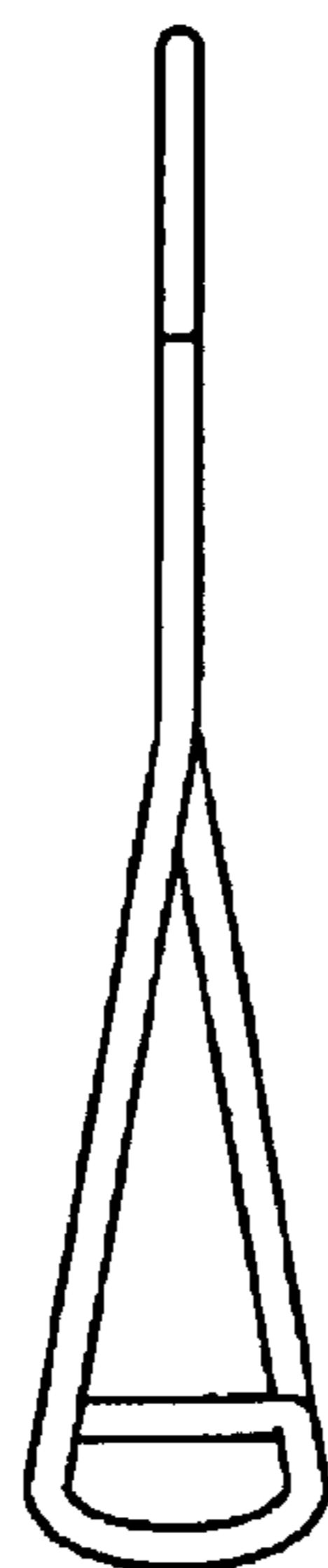


FIG. 5

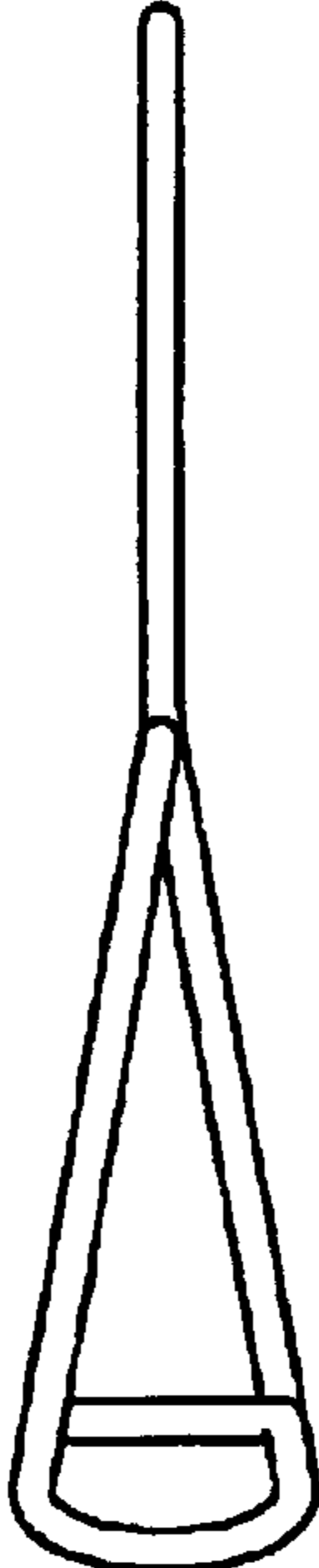


FIG. 6

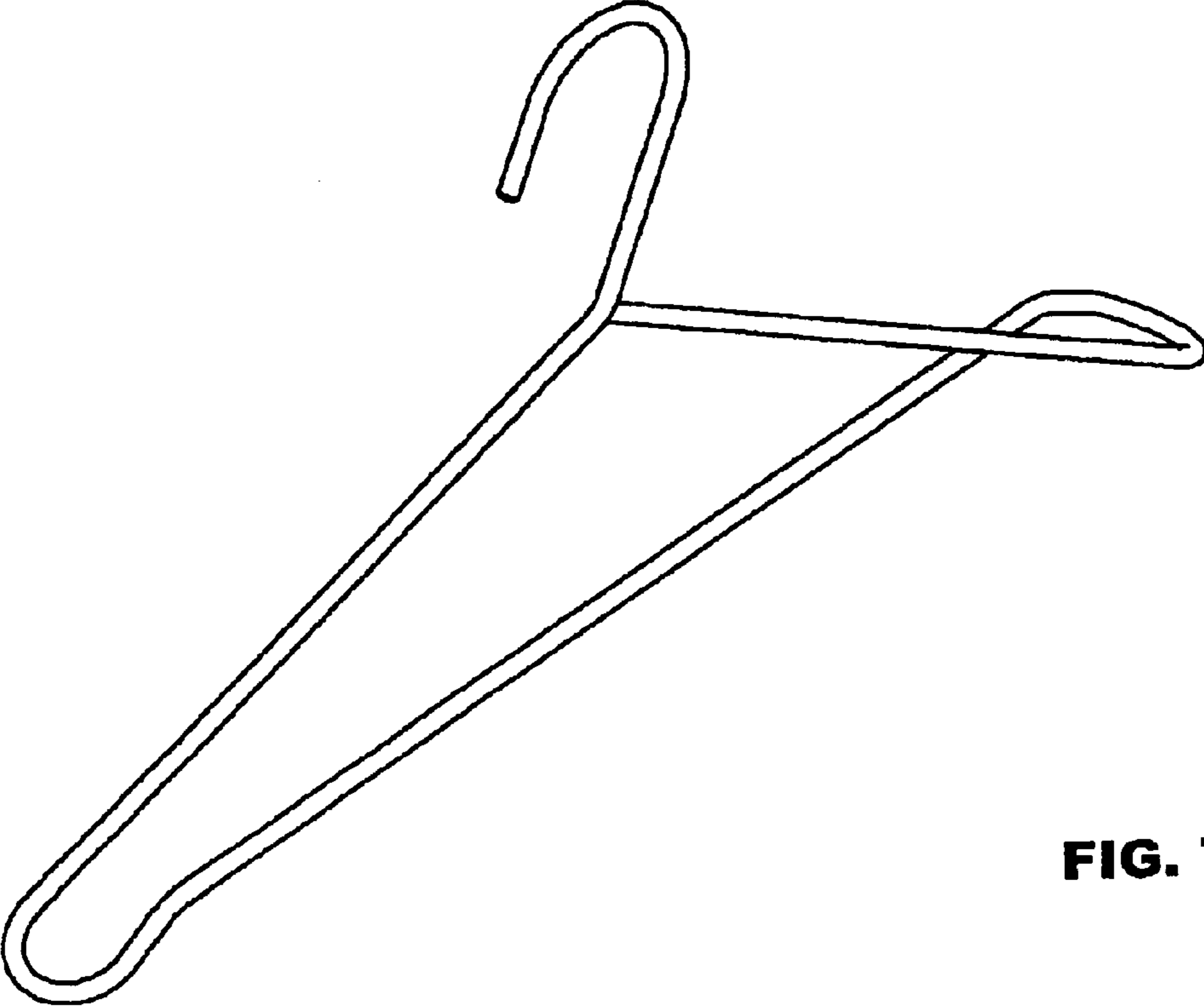


FIG. 7