

US00D498922S

(12) **United States Design Patent** (10) **Patent No.:** **US D498,922 S**
Pleiman et al. (45) **Date of Patent:** **** Nov. 30, 2004**

(54) **CORNER STORAGE CONTAINER**
(75) Inventors: **Brian R. Pleiman**, Wooster, OH (US);
Matthew J. Brewer, Medina, OH (US);
Christopher L. Robinson, Ravenna,
OH (US)
(73) Assignee: **Rubbermaid Incorporated**, Wooster,
OH (US)
(**) Term: **14 Years**

D364,468 S * 11/1995 Maple D25/16
D365,154 S * 12/1995 Maple D25/16
5,577,628 A 11/1996 O'Neil et al. 220/343
5,588,549 A 12/1996 Furtner 220/7
5,634,409 A 6/1997 Pagett 108/48
D393,724 S * 4/1998 Sagol D25/16
D405,540 S * 2/1999 Maple D25/16
5,904,269 A 5/1999 Wolff 220/756
5,906,291 A 5/1999 Mann et al. 220/756
6,241,115 B1 6/2001 Delmerico et al. 220/495.06
D447,304 S 8/2001 Niemeyer D34/1
D447,307 S 8/2001 Niemeyer D34/7

(21) Appl. No.: **29/177,501**
(22) Filed: **Mar. 11, 2003**

(51) **LOC (7) Cl.** **03-01**
(52) **U.S. Cl.** **D3/273**
(58) **Field of Search** D3/272, 273, 294,
D3/295, 905; D9/440, 441; D25/16; 52/90.1,
94, 79.1, 36.1; 206/373, 349

OTHER PUBLICATIONS

Rubbermaid product brochure; 2000–2001 Catalog; catalog
pp. 58–60.

* cited by examiner

Primary Examiner—Philip S. Hyder
(74) *Attorney, Agent, or Firm*—Marshall, Gerstein & Borun
LLP

(56) **References Cited**

U.S. PATENT DOCUMENTS

652,331 A 6/1900 Rudolph
2,313,690 A 3/1943 White 312/142
D160,123 S 9/1950 Reinheimer et al. D33/19
2,575,530 A 11/1951 Reid 312/223
2,617,055 A 11/1952 Reinheimer et al. 312/238
2,819,139 A 1/1958 Stevenson 312/234
3,202,470 A 8/1965 Lage 312/227
4,066,306 A 1/1978 Klinder 312/224
4,354,330 A 10/1982 Schwartz 52/28
4,360,240 A 11/1982 Koncelik et al. 312/238
D269,394 S * 6/1983 Hennessey D6/441
4,559,877 A 12/1985 Waibel 108/64
4,728,161 A 3/1988 Murphy 312/238
4,953,744 A 9/1990 Koyama 220/404
4,964,523 A 10/1990 Bieltvedt et al. 220/1 T
D331,651 S 12/1992 Nilson D34/5
D358,916 S 5/1995 Barbieri D34/1
D360,643 S 7/1995 Whittington D15/151

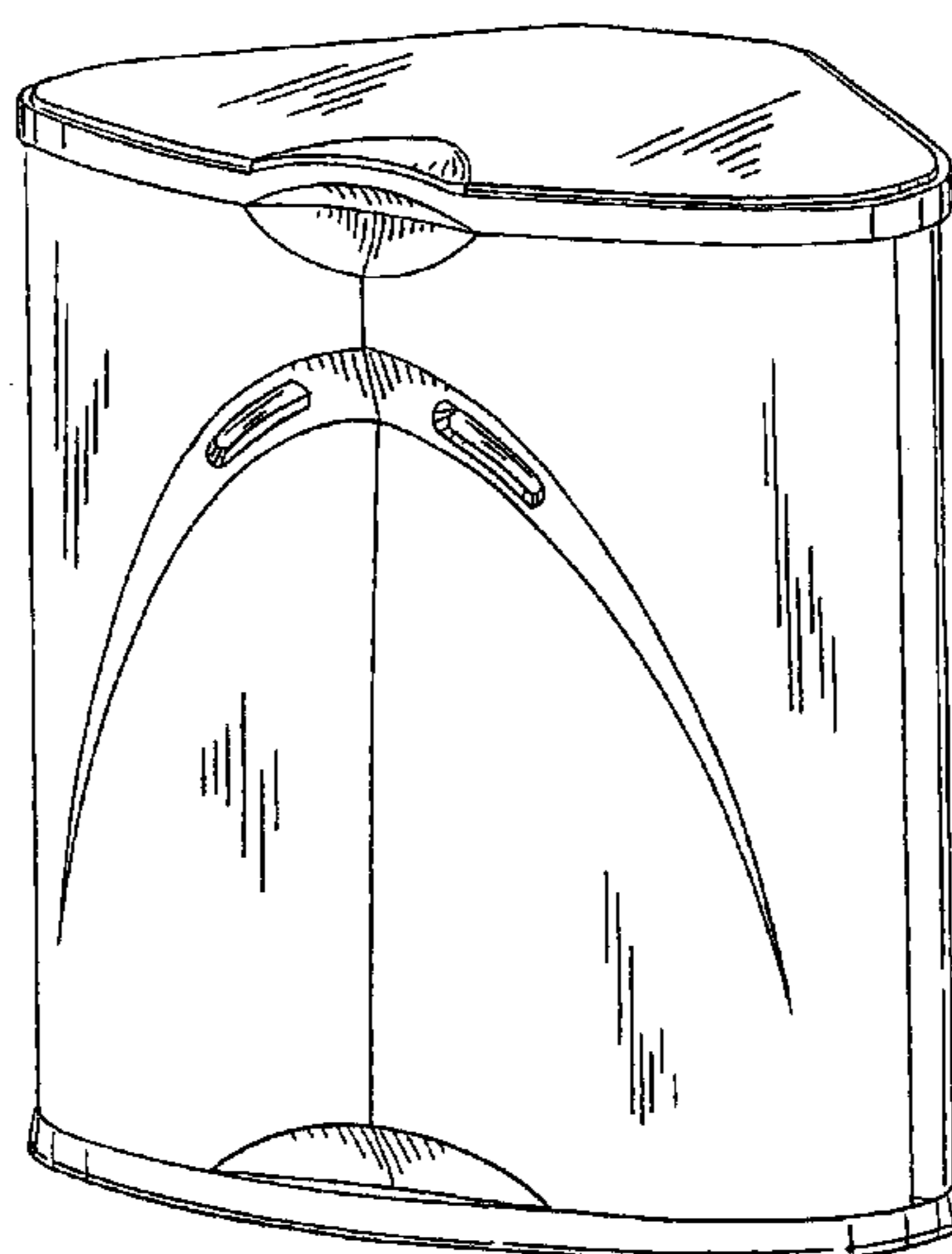
(57) **CLAIM**

The ornamental design for a “corner storage container,” as
shown and described.

DESCRIPTION

The present patent application is a continuation of, and
incorporates herein by reference, co-pending U.S. Utility
Application No. 10/097,163, filed Mar. 13, 2002.
FIG. 1 is a left side perspective view taken from the front
showing our new design;
FIG. 2 is a front view thereof;
FIG. 3 is a rear view thereof;
FIG. 4 a right elevational view, the left elevational view
being a mirror image thereof;
FIG. 5 is a top plan view; and,
FIG. 6 is a bottom view.

1 Claim, 5 Drawing Sheets



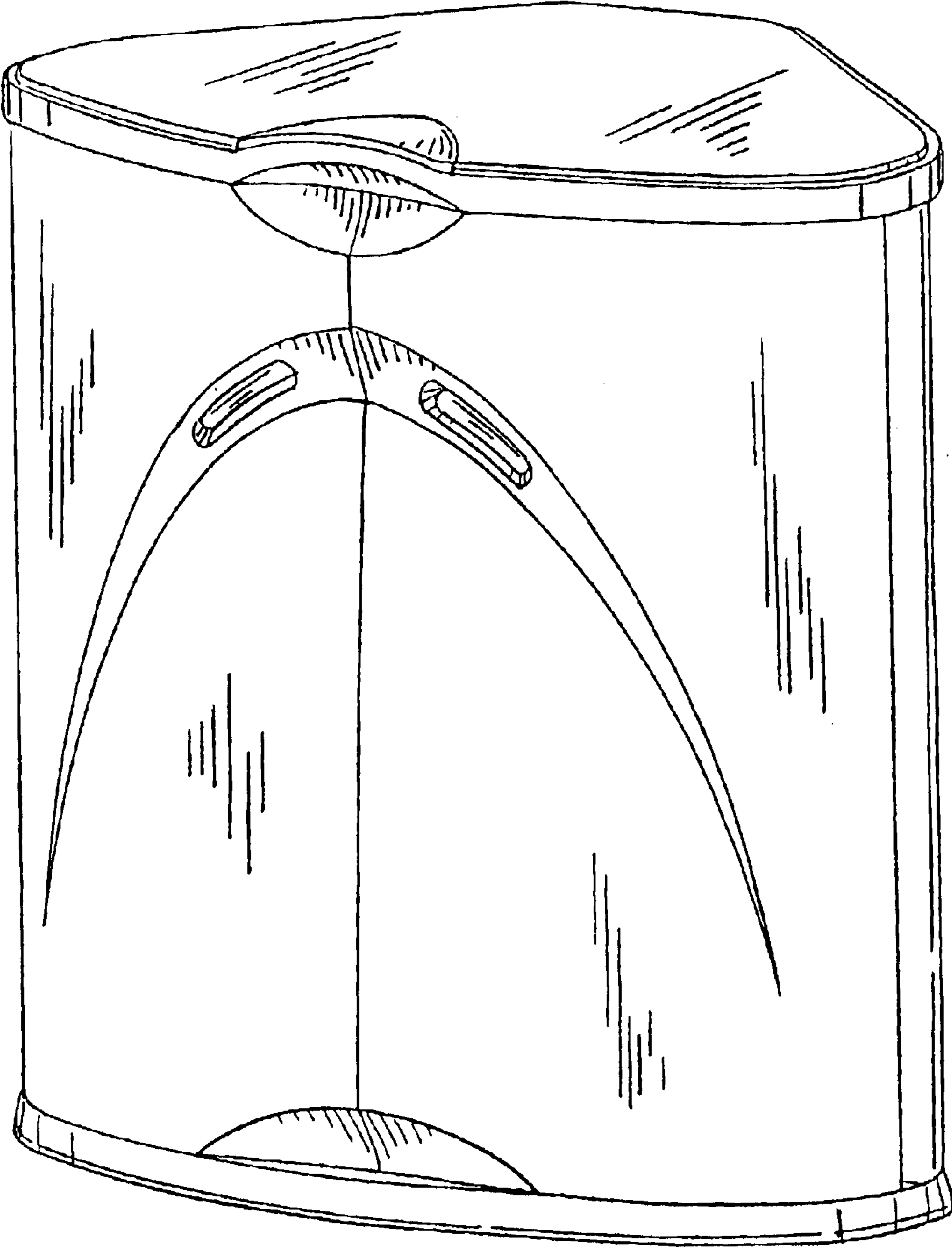


FIG. 1

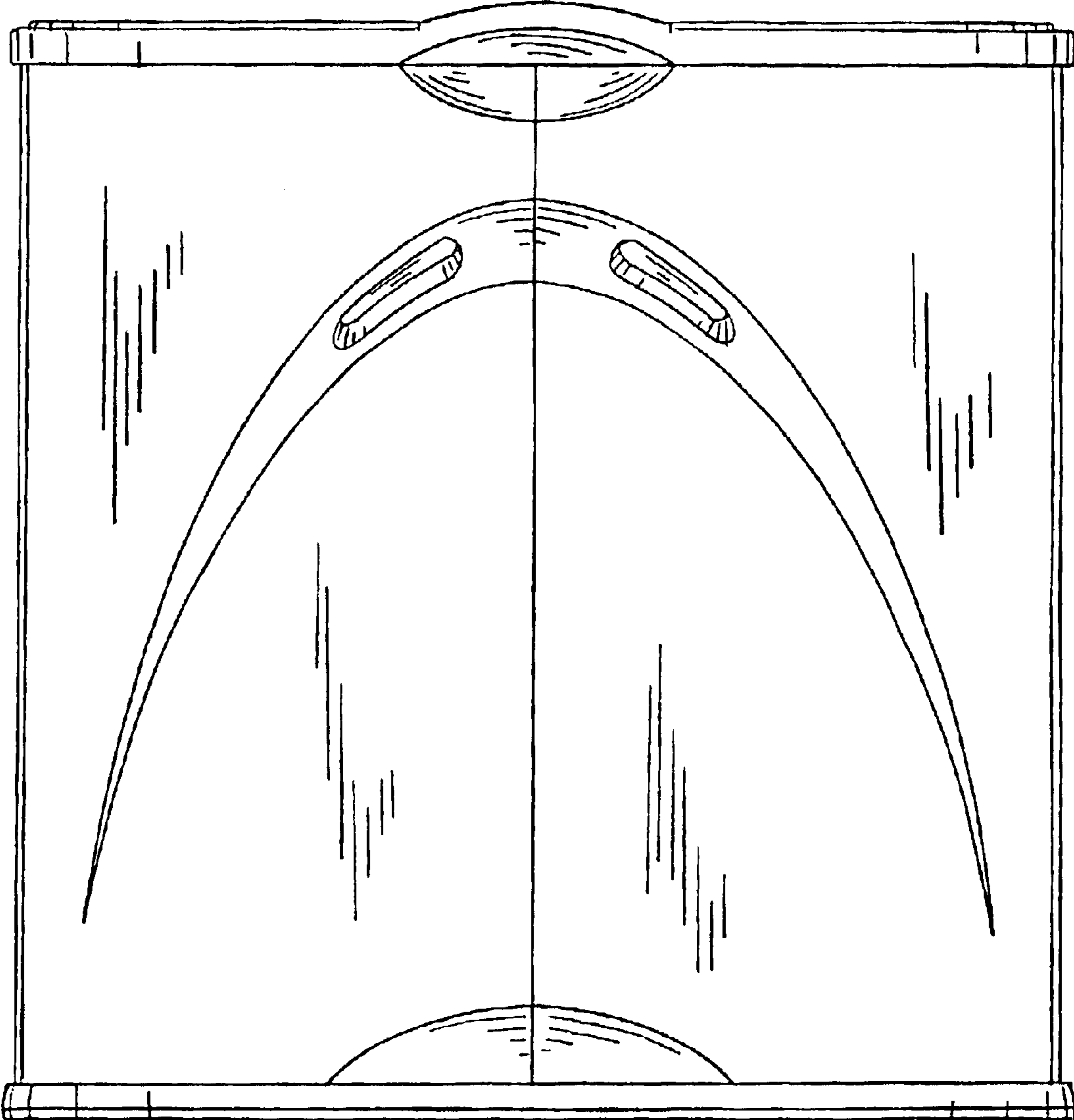


FIG. 2

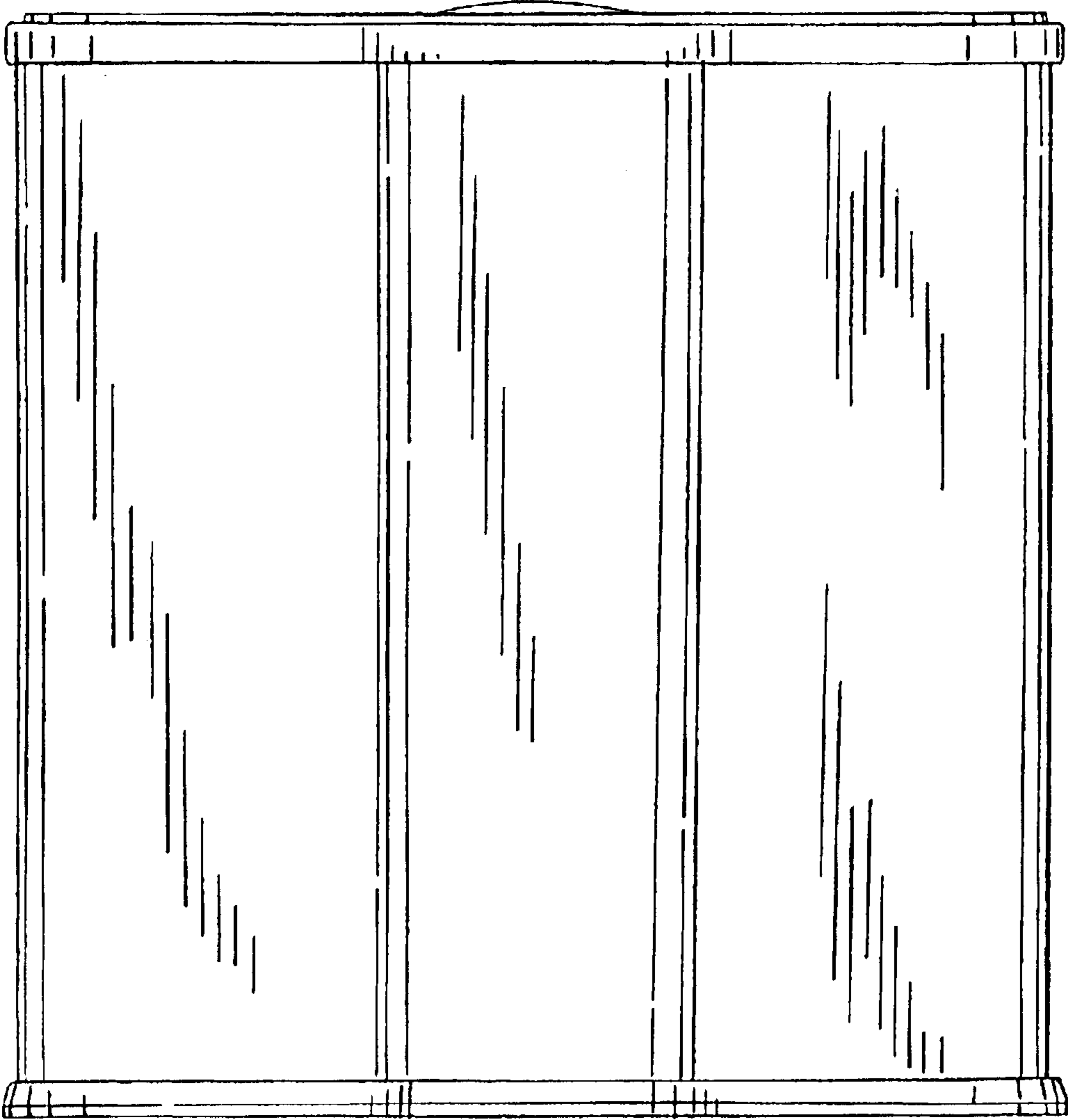


FIG. 3

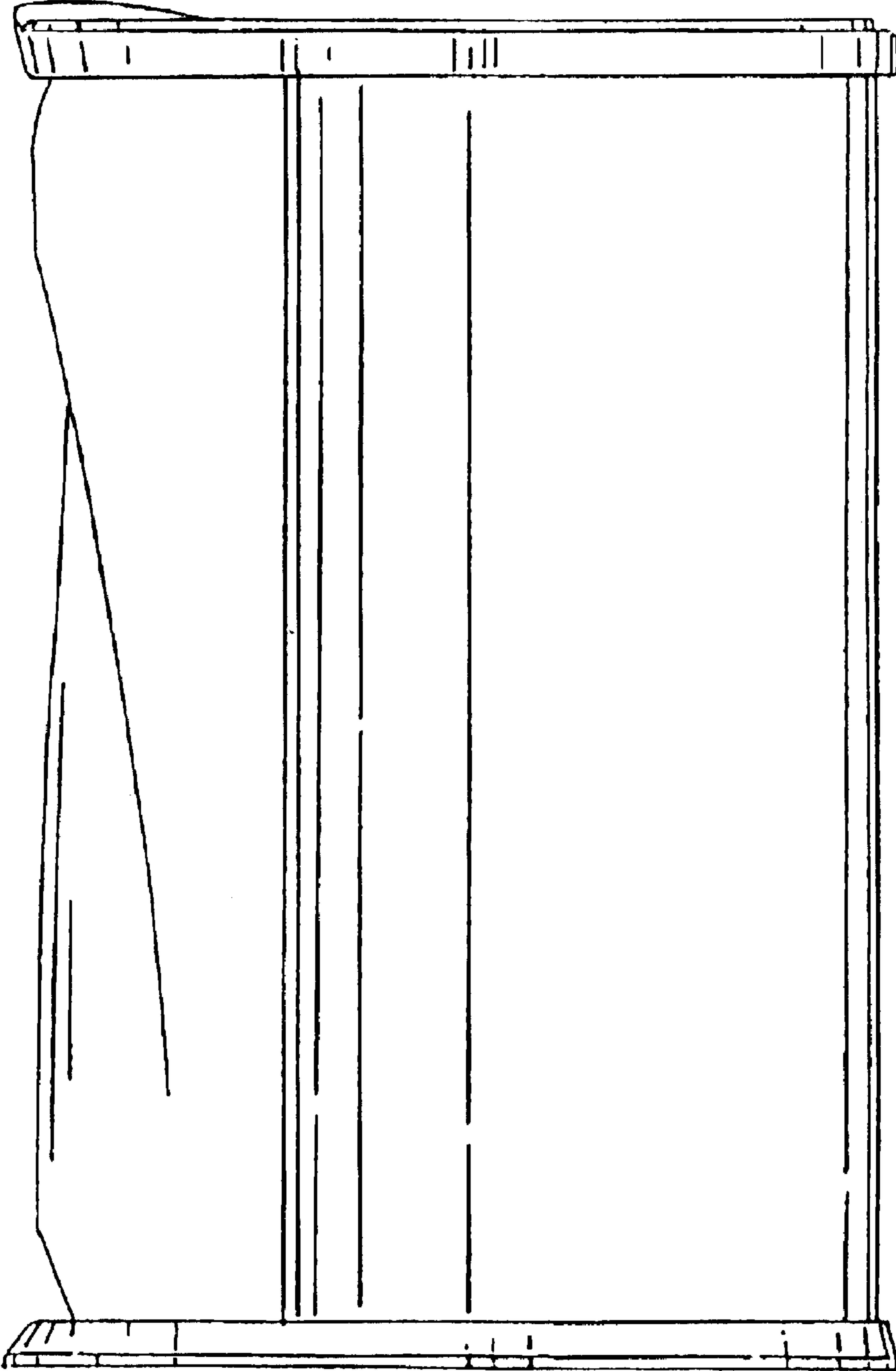


FIG. 4

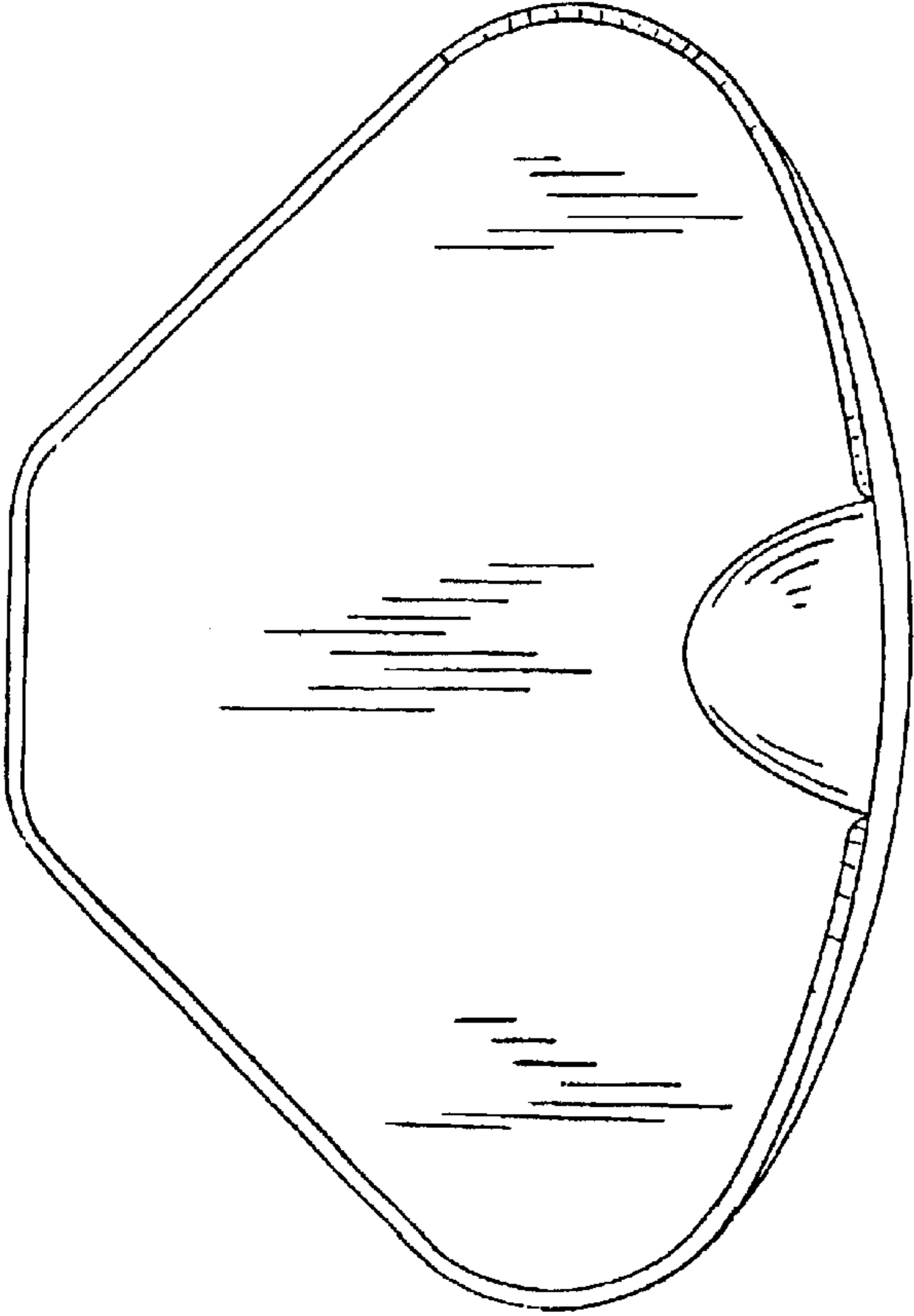


FIG. 5

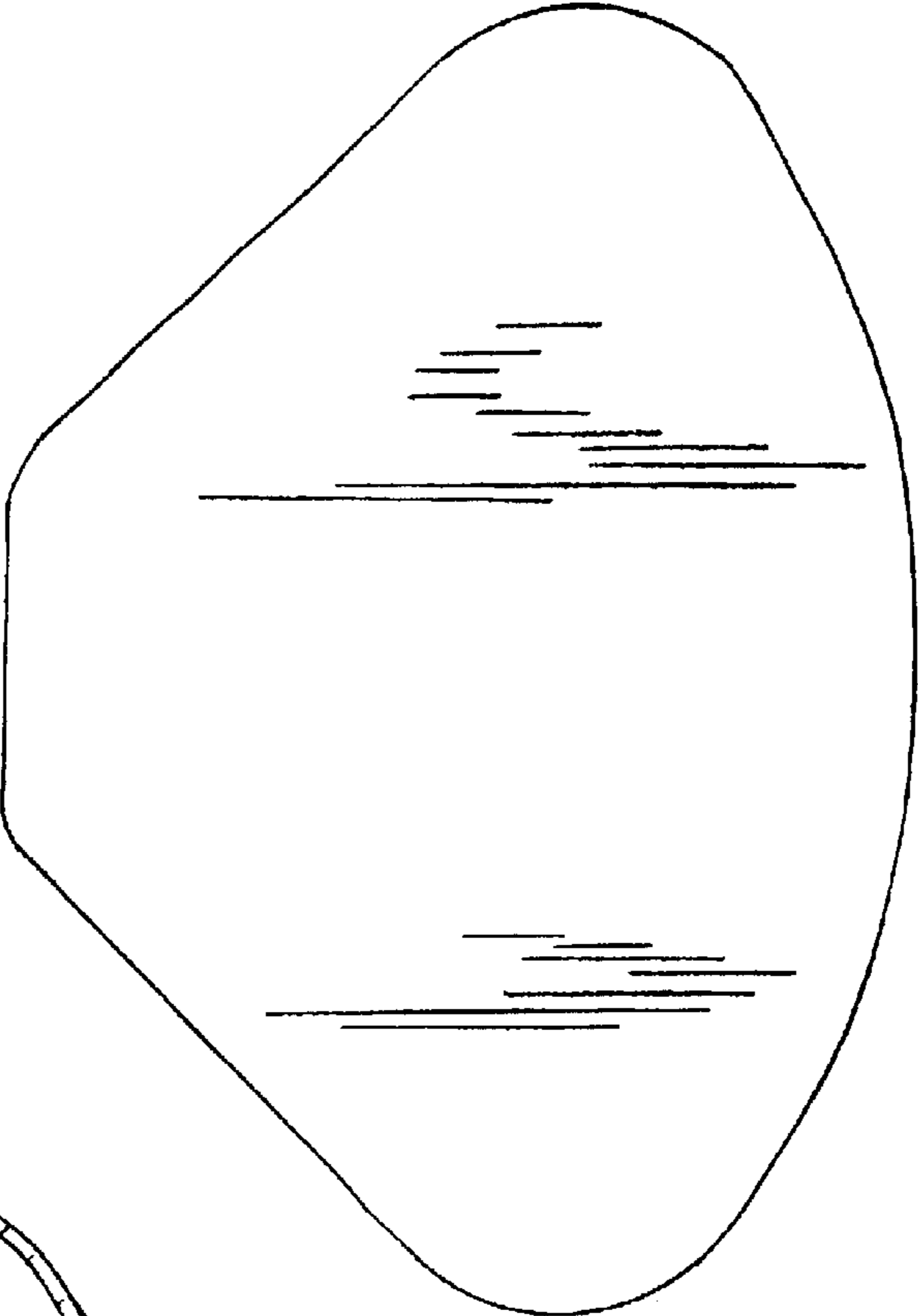


FIG. 6