

US00D498910S

(12) **United States Design Patent** (10) **Patent No.:** **US D498,910 S**
Link (45) **Date of Patent:** **** Nov. 30, 2004**

- (54) **PORTION OF A SHOE UPPER**
- (75) Inventor: **Kenneth Link**, Portland, OR (US)
- (73) Assignee: **Nike, Inc.**, Beaverton, OR (US)
- (**) Term: **14 Years**
- (21) Appl. No.: **29/201,169**
- (22) Filed: **Mar. 12, 2004**
- (51) **LOC (7) Cl.** **02-99**
- (52) **U.S. Cl.** **D2/972**
- (58) **Field of Search** D2/907, 908, 943,
D2/944, 969, 972-974; 36/45, 50.1, 77 M,
77 R, 83, 88, 113, 114, 126-130

(56) **References Cited**

U.S. PATENT DOCUMENTS

D103,053 S	2/1937	Lutz	
D108,128 S	1/1938	Pick	
D112,786 S	1/1939	Pick	
D116,598 S	9/1939	Pick	
D326,351 S	5/1992	Feller et al.	
D382,101 S	8/1997	Teague	
D397,861 S	9/1998	Teague	
D400,000 S	10/1998	Hatfield et al.	
D428,693 S	* 8/2000	Hlavacs	D2/972
D432,775 S	10/2000	McDowell	
D440,756 S	4/2001	Cooper	
D452,991 S	1/2002	Estey	
D459,868 S	7/2002	McCourt	
D461,304 S	8/2002	Clegg	
D468,088 S	1/2003	Link	
D474,882 S	* 5/2003	Cooper	D2/972
D480,549 S	10/2003	Matis et al.	
D482,860 S	12/2003	Yun	
D487,337 S	3/2004	Rogers	
D491,346 S	* 6/2004	Roulo	D2/972

OTHER PUBLICATIONS

Nike Footwear Catalog Spring 1997, p. 41, published Jun. 1996.
 Nike Footwear Catalog Holiday 1999, p. M67, published Mar. 1999.

Nike Footwear Catalog Spring 2000 #1, p. W46, published Jul. 1999.
 Nike Footwear Catalog Fall 2001, pp. M6, M44, M46, published Nov. 2000.
 Nike Footwear Catalog Spring 2002, p. M101, published Jun. 2001.
 Nike Footwear Catalog Late Spring 2002, p. M68, published Sep. 2001.
 Nike Footwear Catalog Fall 2002, pp. W10, W47, published Nov. 2001.
 Nike Footwear Catalog Spring 2003, p. W8, published Jun. 2002.
 Nike Footwear Catalog Fall 2003, p. W38, published Nov. 2002.
 Nike Footwear Catalog Holiday 2003, p. M13, published Mar. 2003.

* cited by examiner

Primary Examiner—Dominic Simone
 (74) *Attorney, Agent, or Firm*—Banner & Witcoff, Ltd.

(57) **CLAIM**

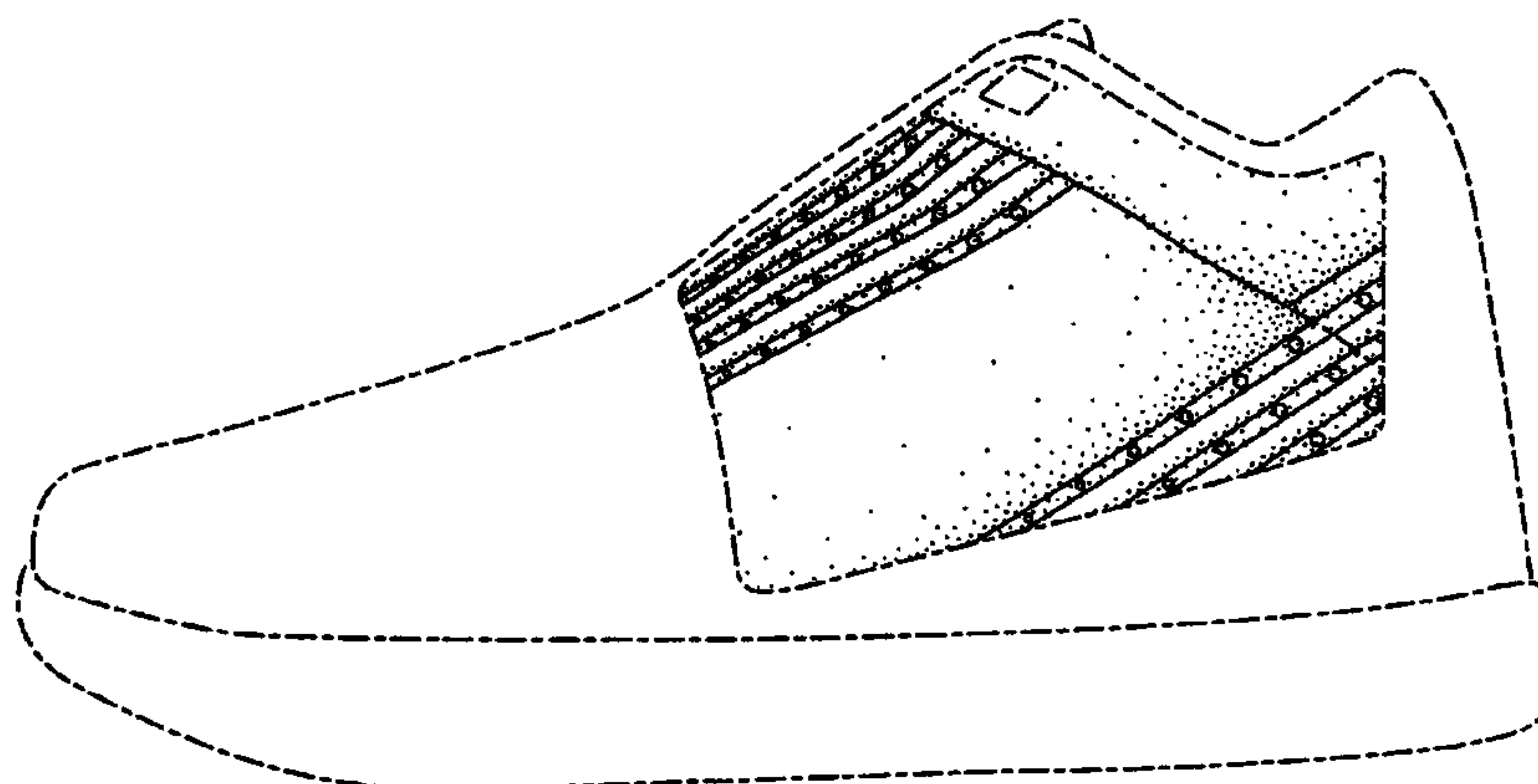
The ornamental design for a portion of a shoe upper, as shown and described.

DESCRIPTION

FIG. 1 is a front perspective view of a portion of a shoe upper showing my new design;
 FIG. 2 is a side view thereof;
 FIG. 3 is a front view thereof; and,
 FIG. 4 is a top view thereof.

The uneven broken lines immediately adjacent to the shaded area represent unclaimed boundaries of the design. The uneven broken lines representing the eyelet and showing the remainder of the shoe are for illustrative purposes only and form no part of the claimed design.

1 Claim, 4 Drawing Sheets



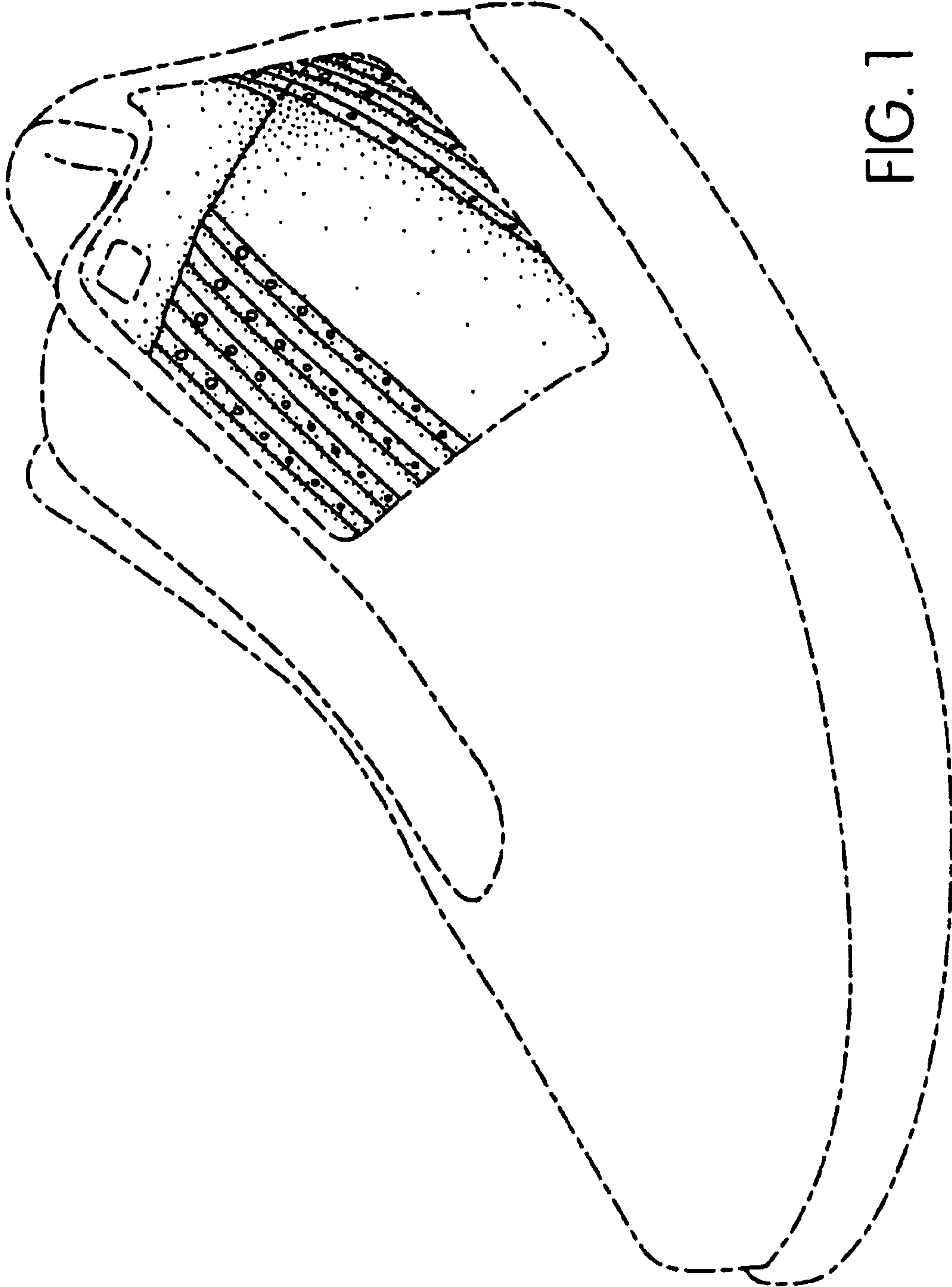


FIG. 1

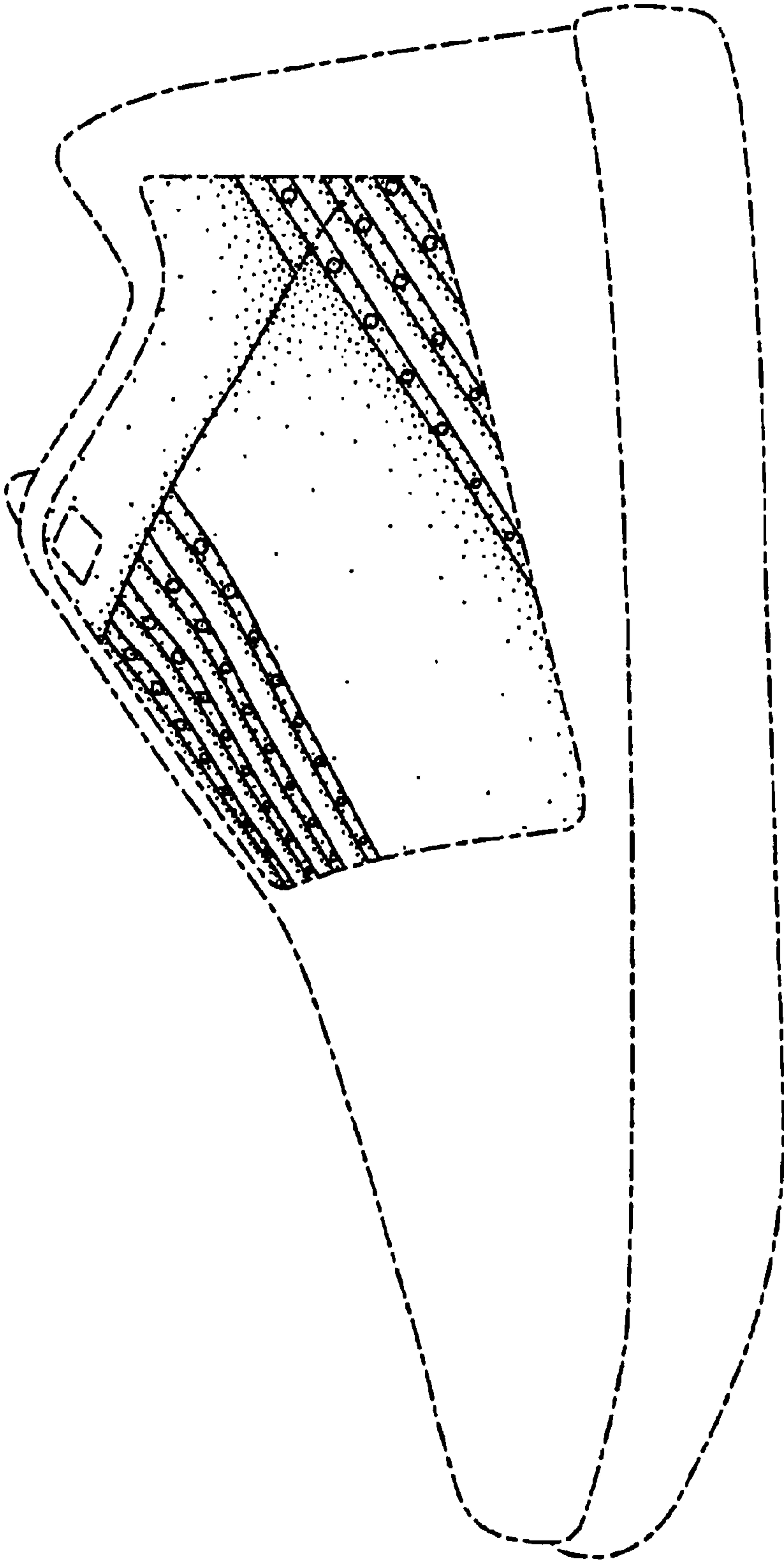


FIG. 2

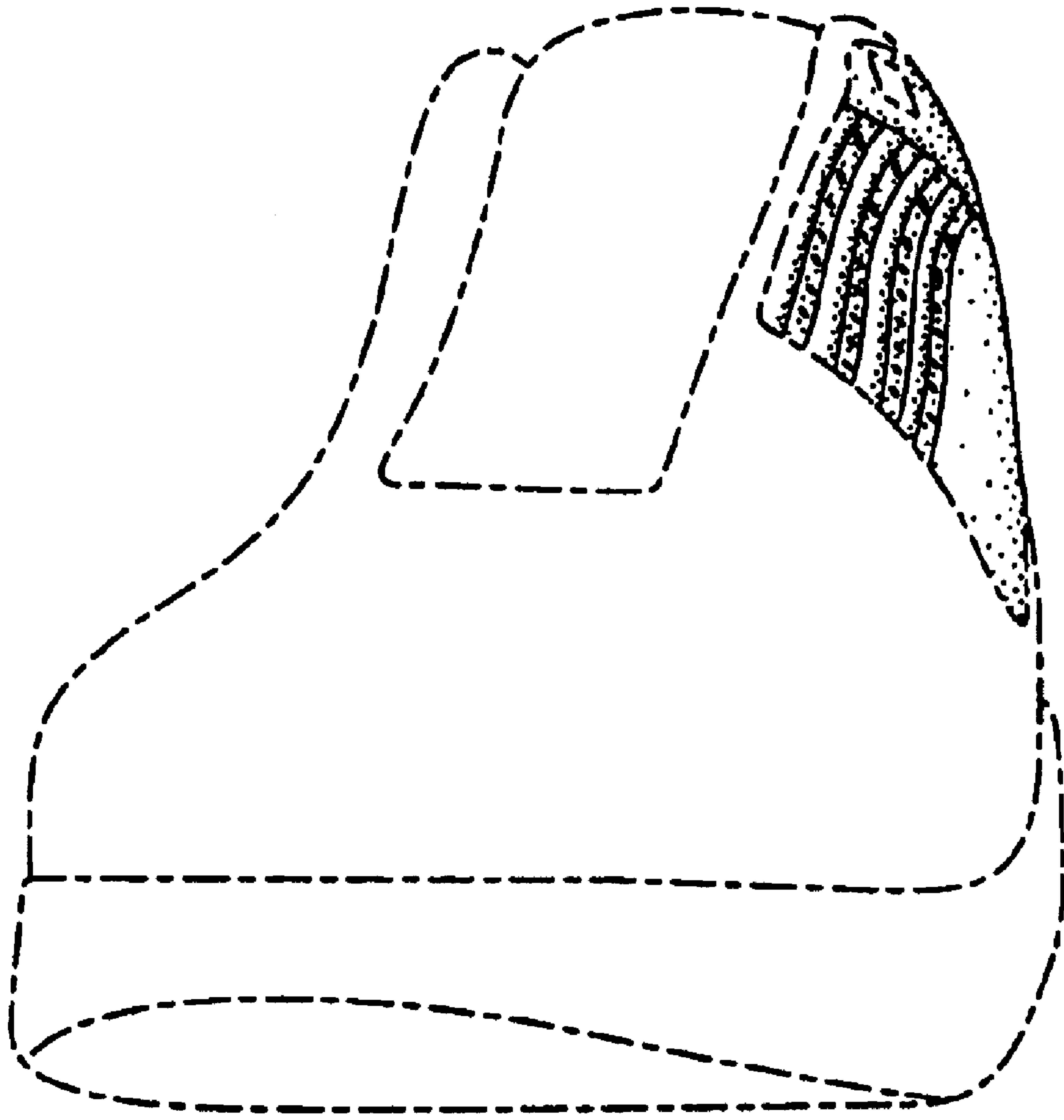


FIG. 3

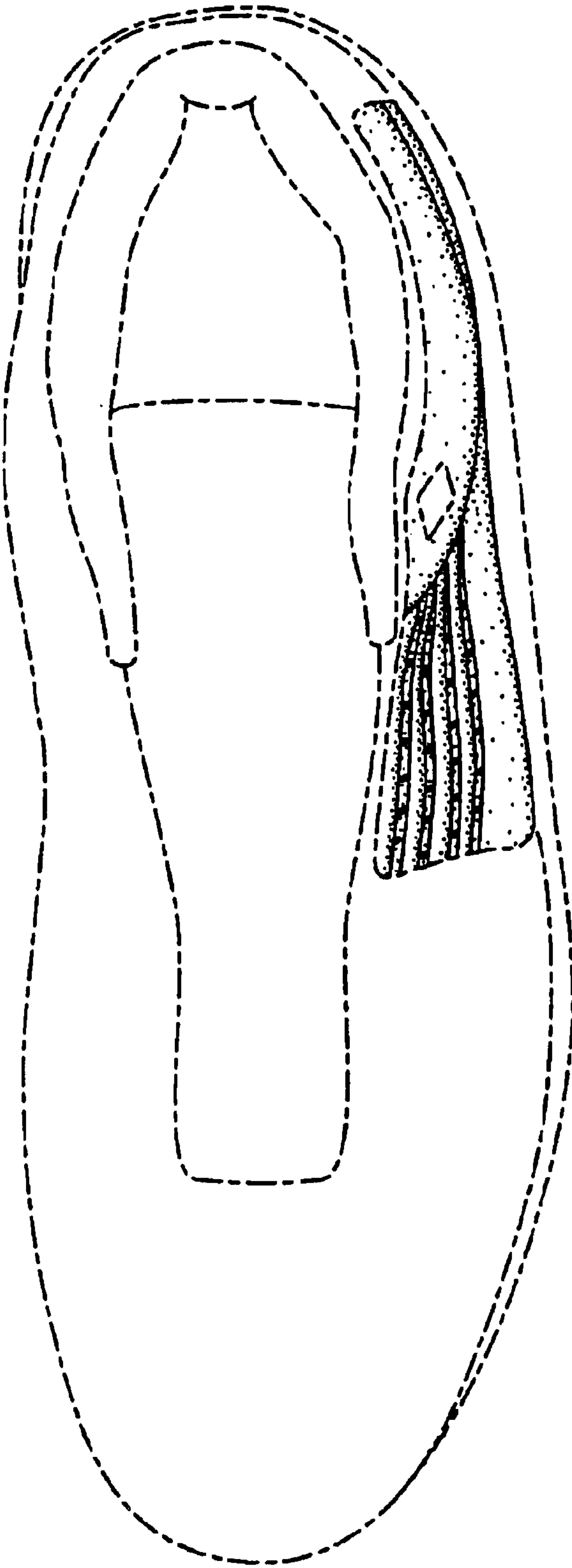


FIG. 4