

US00D498908S

(12) **United States Design Patent**  
**Gebhardt et al.**

(10) **Patent No.: US D498,908 S**

(45) **Date of Patent: \*\* Nov. 30, 2004**

(54) **BOOT UPPER**

(76) Inventors: **Joseph P. Gebhardt**, 3006 Lafayette Dr., Trenton, MI (US) 48183;  
**Alexandra L. Gebhardt**, 3143 Lafayette Dr., Trenton, MI (US) 48183

(\*\*) Term: **14 Years**

(21) Appl. No.: **29/191,899**

(22) Filed: **Oct. 15, 2003**

(51) **LOC (7) Cl. .... 02-99**

(52) **U.S. Cl. .... D2/970**

(58) **Field of Search ..... D2/897-899, 910-912, D2/970; 36/4, 83**

(56) **References Cited**

**U.S. PATENT DOCUMENTS**

D181,761 S	*	12/1957	Thielen	.....	D2/899
D282,310 S	*	1/1986	Valori	.....	D2/899
D357,793 S	*	5/1995	Loader	.....	D2/899
D422,778 S	*	4/2000	Yang	.....	D2/899
D429,872 S	*	8/2000	Yang	.....	D2/899
D447,319 S	*	9/2001	Yang	.....	D2/899

D471,701 S	*	3/2003	Moehring et al.	.....	D2/970
D479,386 S	*	9/2003	Gebhardt	.....	D2/898
D489,516 S	*	5/2004	Gebhardt	.....	D2/898
D490,218 S	*	5/2004	Gebhardt	.....	D2/898

\* cited by examiner

*Primary Examiner*—Dominic Simone

(74) *Attorney, Agent, or Firm*—Marshall & Melhorn, LLC

(57) **CLAIM**

The ornamental design for a boot upper, as shown and described.

**DESCRIPTION**

FIG. 1 is a perspective view of the ornamental design for a boot upper described and shown herein.

FIG. 2 is a left side elevational view thereof.

FIG. 3 is a right side elevational view thereof.

FIG. 4 is a top view thereof.

FIG. 5 is a rear elevational view thereof; and,

FIG. 6 is a top view thereof.

The surfaces of the articles not shown in the drawing, and the portions of articles shown in phantom lines, form no part of the claimed design.

**1 Claim, 6 Drawing Sheets**





Fig-1



Fig-2



Fig-3



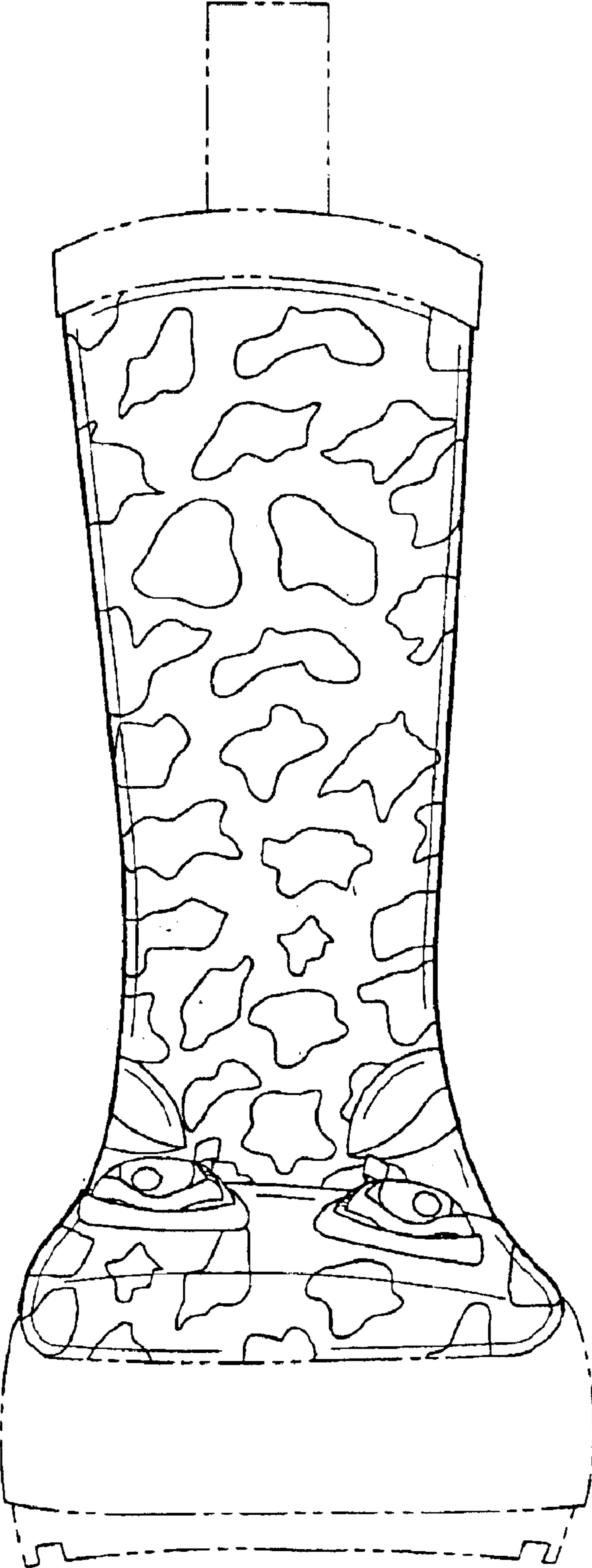


Fig-4

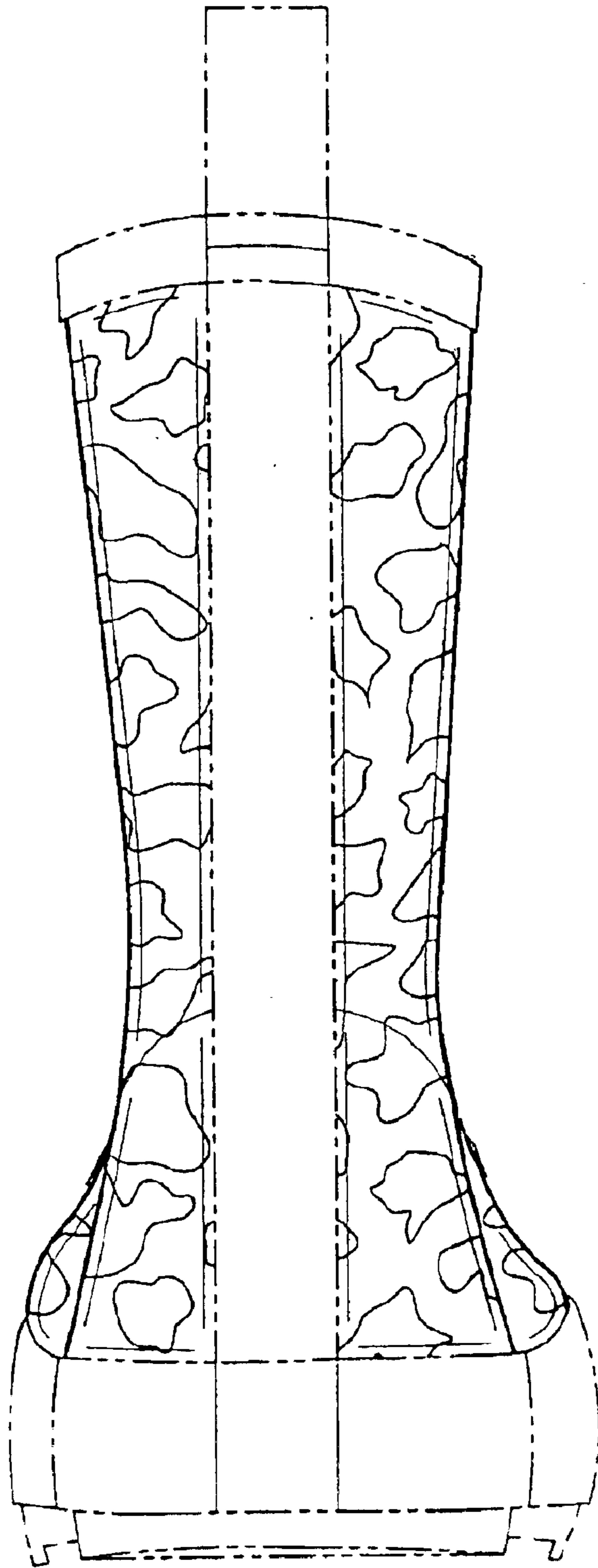


Fig-5

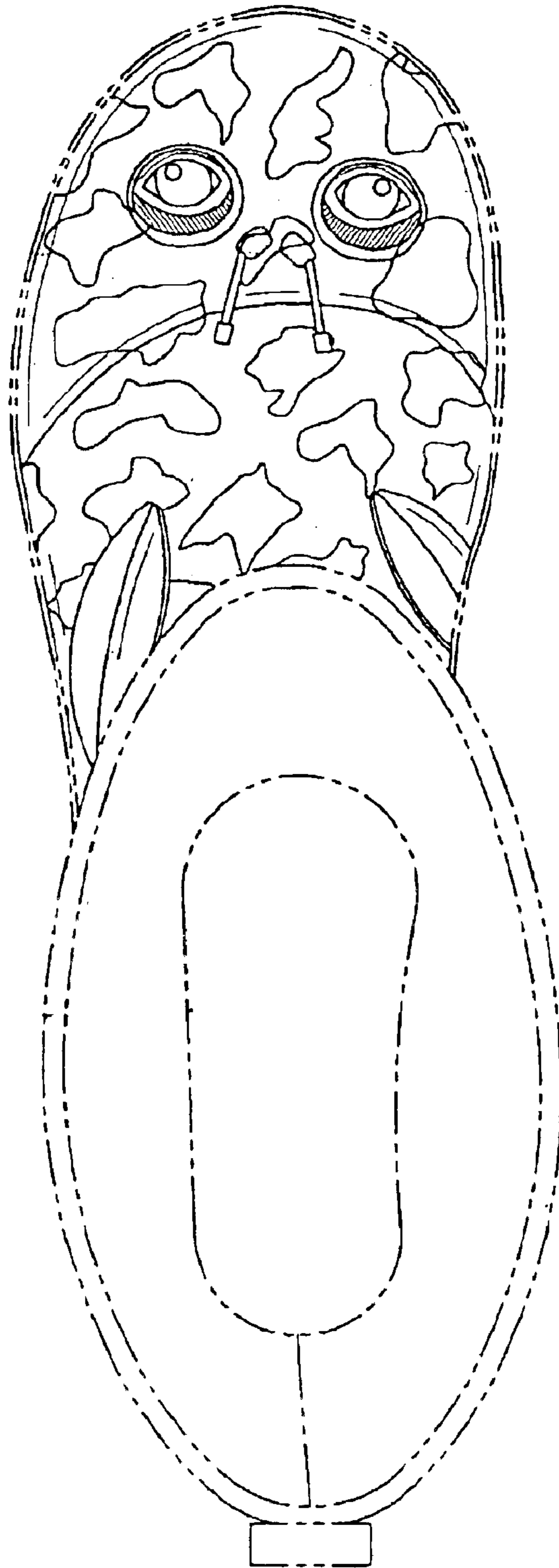


Fig-6