

US00D498904S

(12) **United States Design Patent**
Lee

(10) **Patent No.: US D498,904 S**

(45) **Date of Patent: ** Nov. 30, 2004**

(54) **SHOE OUTSOLE**

(75) **Inventor: Rick Lee, San Marino, CA (US)**

(73) **Assignee: HYI, Covina, CA (US)**

(**) **Term: 14 Years**

(21) **Appl. No.: 29/191,304**

(22) **Filed: Oct. 3, 2003**

(51) **LOC (7) Cl. 02-04**

(52) **U.S. Cl. D2/953; D2/957; D2/960**

(58) **Field of Search D2/947, 949, 951,
D2/953-960; 36/3 B, 22 R, 24.5, 25 R,
32 A, 32 R, 103, 104, 117.3, 117.4**

(56) **References Cited**

U.S. PATENT DOCUMENTS

| | | | | |
|-------------|---|---------|------------------|--------|
| D61,017 S | * | 5/1922 | Heilhecker | |
| D241,688 S | * | 10/1976 | Johnson | |
| 3,984,925 A | * | 10/1976 | Famolare, Jr. | 36/31 |
| D266,797 S | * | 11/1982 | Lucarelli et al. | D2/960 |
| D318,365 S | * | 7/1991 | Thornton | D2/960 |
| D319,725 S | * | 9/1991 | Claveria | D2/955 |
| D323,422 S | * | 1/1992 | Lucarelli | D2/960 |
| D350,640 S | * | 9/1994 | Kayano et al. | D2/957 |
| D382,692 S | * | 8/1997 | Carlson | D2/960 |
| D383,594 S | * | 9/1997 | Elliott | D2/954 |

| | | | | |
|------------|---|---------|--------------|--------|
| D388,597 S | * | 1/1998 | Gavigan | D2/960 |
| D390,348 S | * | 2/1998 | Meyer et al. | D2/957 |
| D394,947 S | * | 6/1998 | Avar | D2/960 |
| D414,317 S | * | 9/1999 | Lubart | D2/951 |
| D422,128 S | * | 4/2000 | Adler | D2/907 |
| D433,790 S | * | 11/2000 | Oliver | D2/957 |
| D439,032 S | * | 3/2001 | Kung | D2/960 |
| D460,247 S | * | 7/2002 | Liu et al. | D2/952 |
| D461,298 S | * | 8/2002 | Urie et al. | D2/955 |
| D471,347 S | * | 3/2003 | Haas et al. | D2/953 |
| D473,696 S | * | 4/2003 | Mangee | D2/952 |
| D474,584 S | * | 5/2003 | Matis | D2/953 |

* cited by examiner

Primary Examiner—Celia A. Murphy

(74) *Attorney, Agent, or Firm*—Townsend and Townsend and Crew LLP; Guy W. Chambers

(57) **CLAIM**

I claim the ornamental design for a shoe outsole, as shown and described.

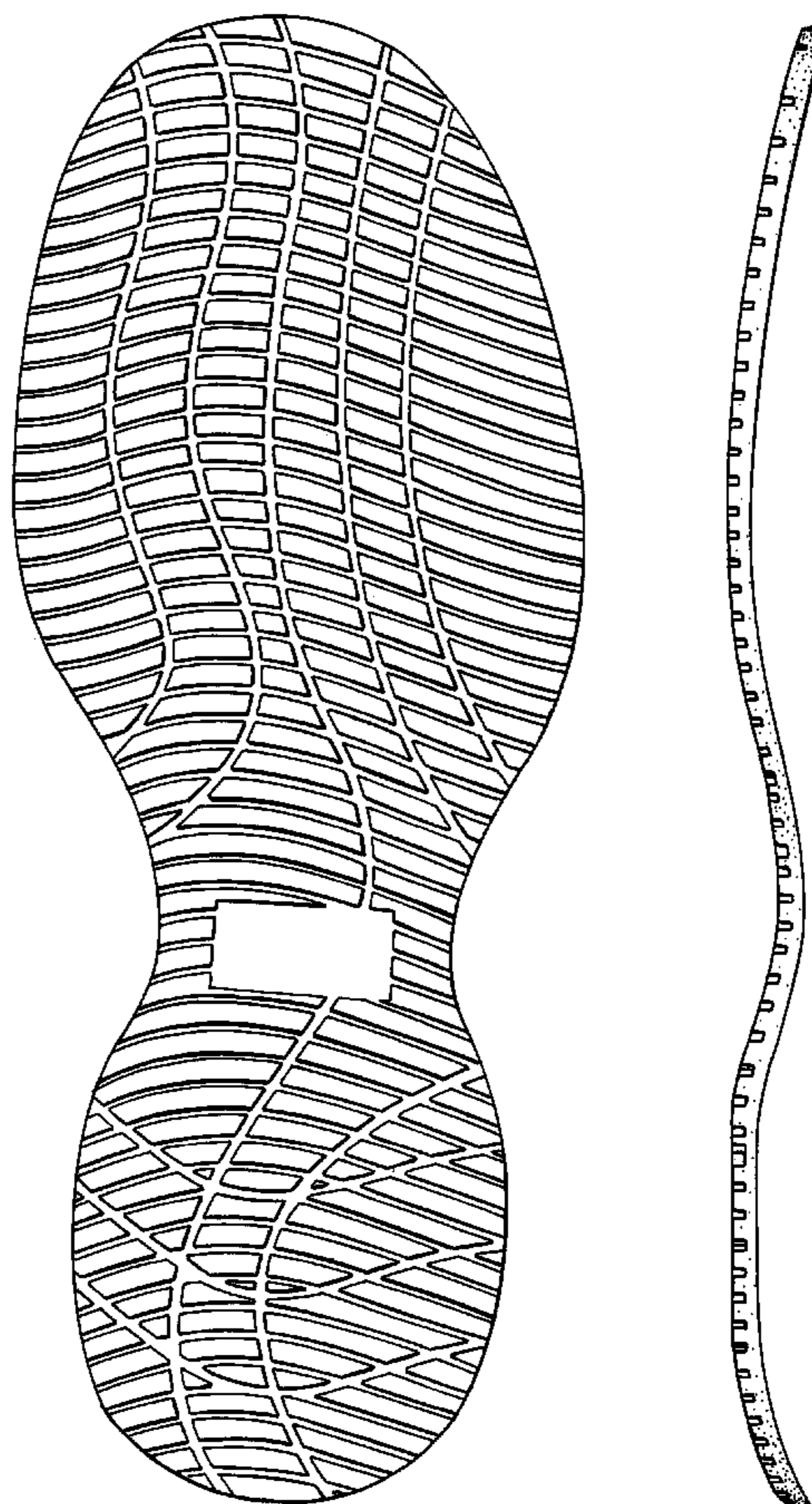
DESCRIPTION

FIG. 1 is a bottom plan view of a shoe outsole showing my new design; and,

FIG. 2 is a right side elevational view thereof.

The sinuous grooves are understood to be of a uniform depth throughout.

1 Claim, 1 Drawing Sheet



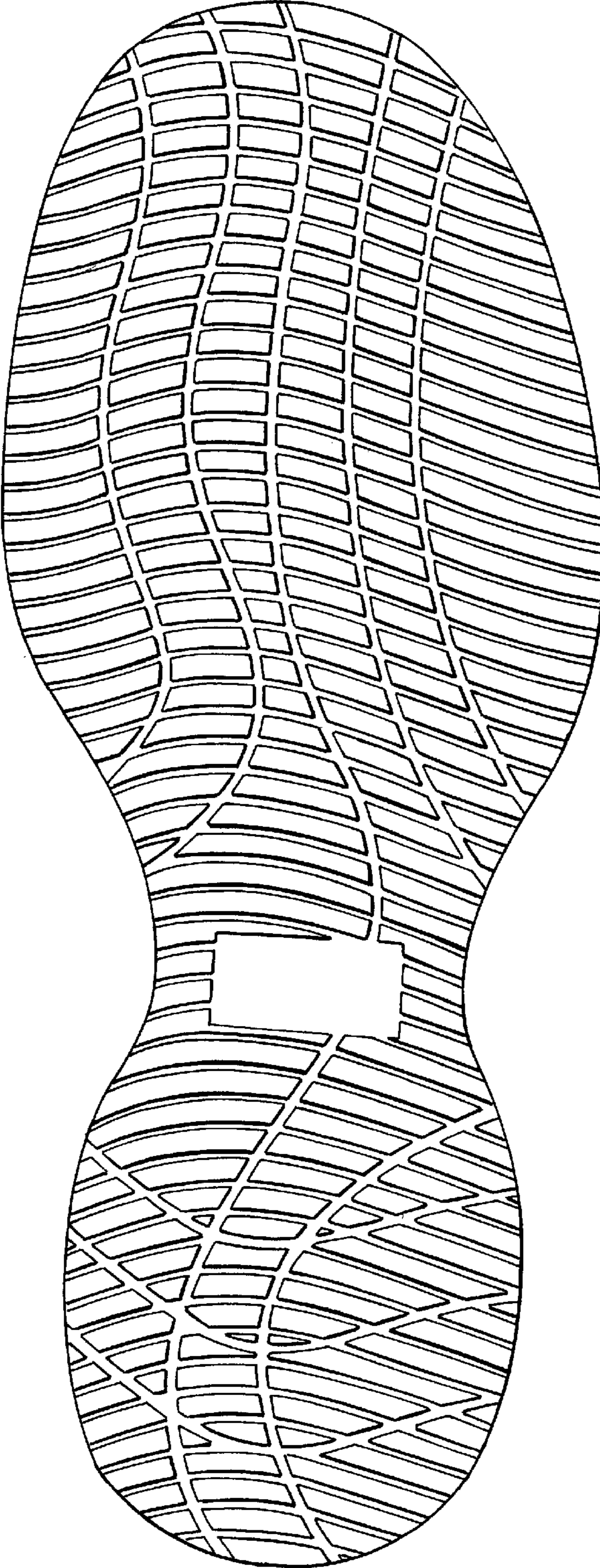


FIG. 1

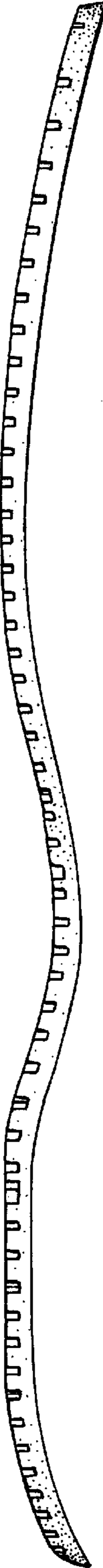


FIG. 2