

US00D498875S

(12) **United States Design Patent**
Lee et al.

(10) **Patent No.:** **US D498,875 S**

(45) **Date of Patent:** **** Nov. 23, 2004**

(54) **LIGHTER**

(75) Inventors: **Robert E. Lee**, Richmond, VA (US);
Susan E. Wrenn, Chesterfield, VA
(US); **Ashok H. Solanky**,
Mechanicsville, VA (US)

(73) Assignee: **Philip Morris USA Inc.**, Richmond,
VA (US)

(**) Term: **14 Years**

(21) Appl. No.: **29/180,689**

(22) Filed: **Apr. 30, 2003**

(51) **LOC (7) Cl.** **27-05**

(52) **U.S. Cl.** **D27/154**

(58) **Field of Search** D27/141-143,
D27/152-161; 431/273-277, 253-256,
141-143

(56) **References Cited**

U.S. PATENT DOCUMENTS

D336,538 S * 6/1993 Shike et al. D27/154
D443,717 S * 6/2001 Minagawa et al. D27/154

D452,930 S * 1/2002 Sinha et al. D27/154
D470,624 S * 2/2003 Chemla et al. D27/152
D474,306 S * 5/2003 Chemla et al. D27/154

* cited by examiner

Primary Examiner—Jennifer Rivard

(74) *Attorney, Agent, or Firm*—Burns, Doane, Swecker &
Mathis, L.L.P.

(57) **CLAIM**

The ornamental design for a lighter, as shown and described.

DESCRIPTION

FIG. 1 is a left side elevational view of a lighter showing our new design.

FIG. 2 is a front elevational view thereof.

FIG. 3 is a bottom plan view thereof.

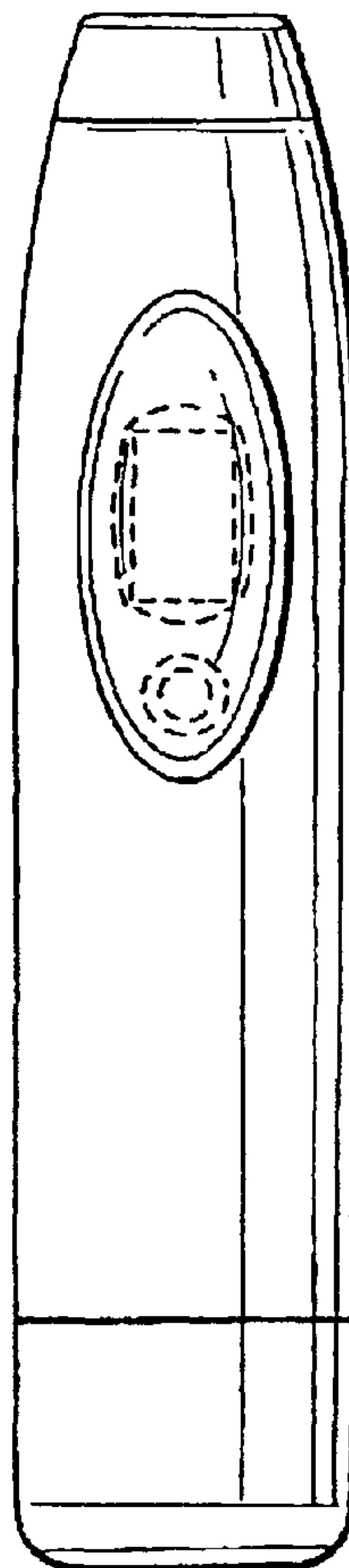
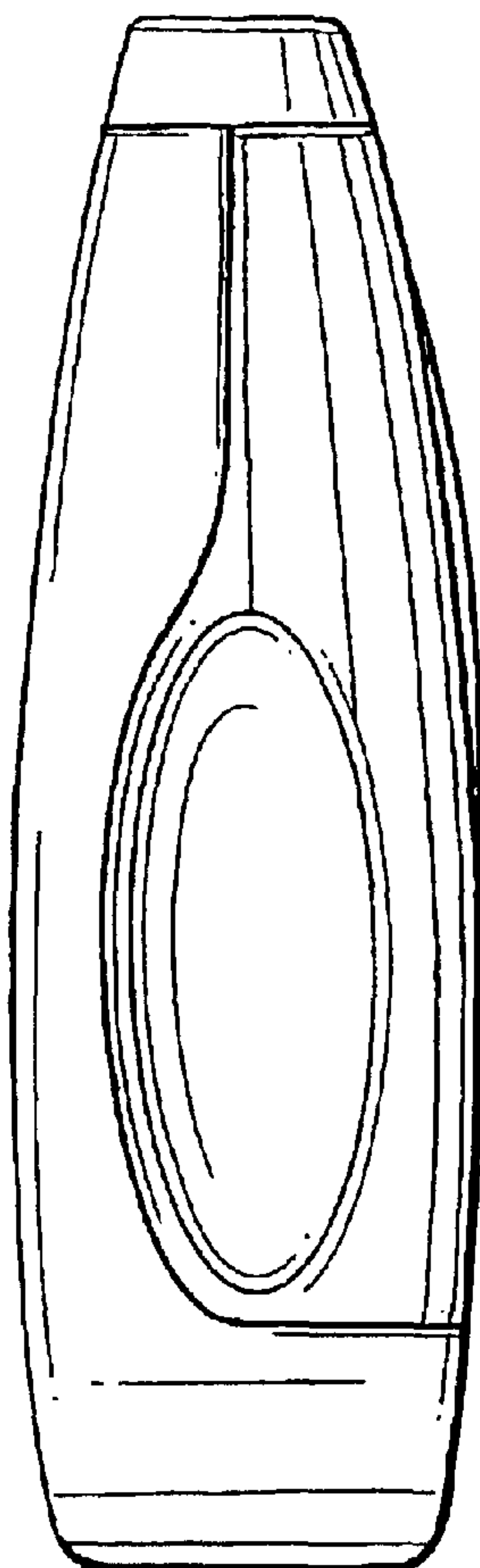
FIG. 4 is a top plan view thereof.

FIG. 5 is a rear elevational view thereof; and,

FIG. 6 is a right side elevational view thereof.

The broken line drawing of a display area and an ignition switch on the front of the lighter shown in FIG. 2 is for illustrative purposes only and forms no part of the claimed design.

1 Claim, 2 Drawing Sheets






FIG. 1

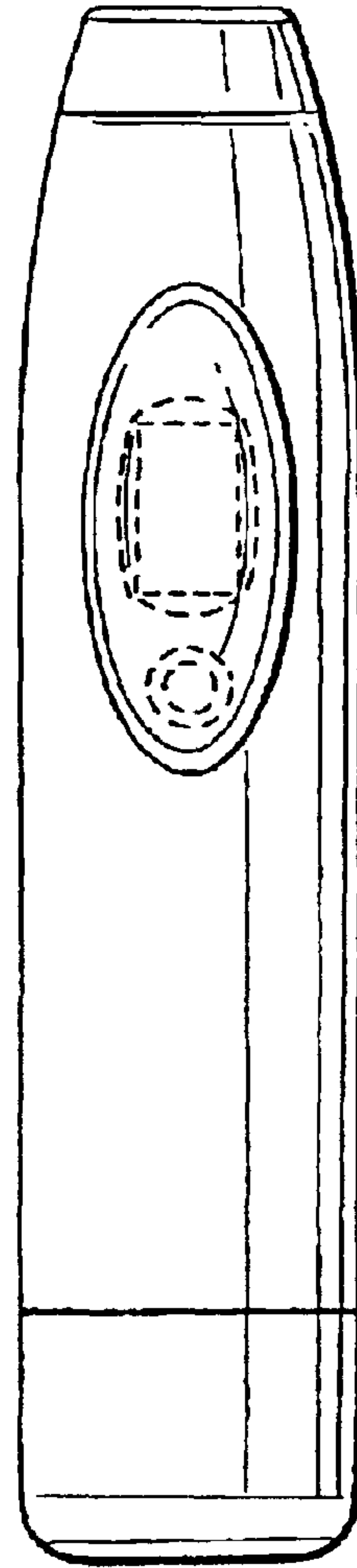


FIG. 2

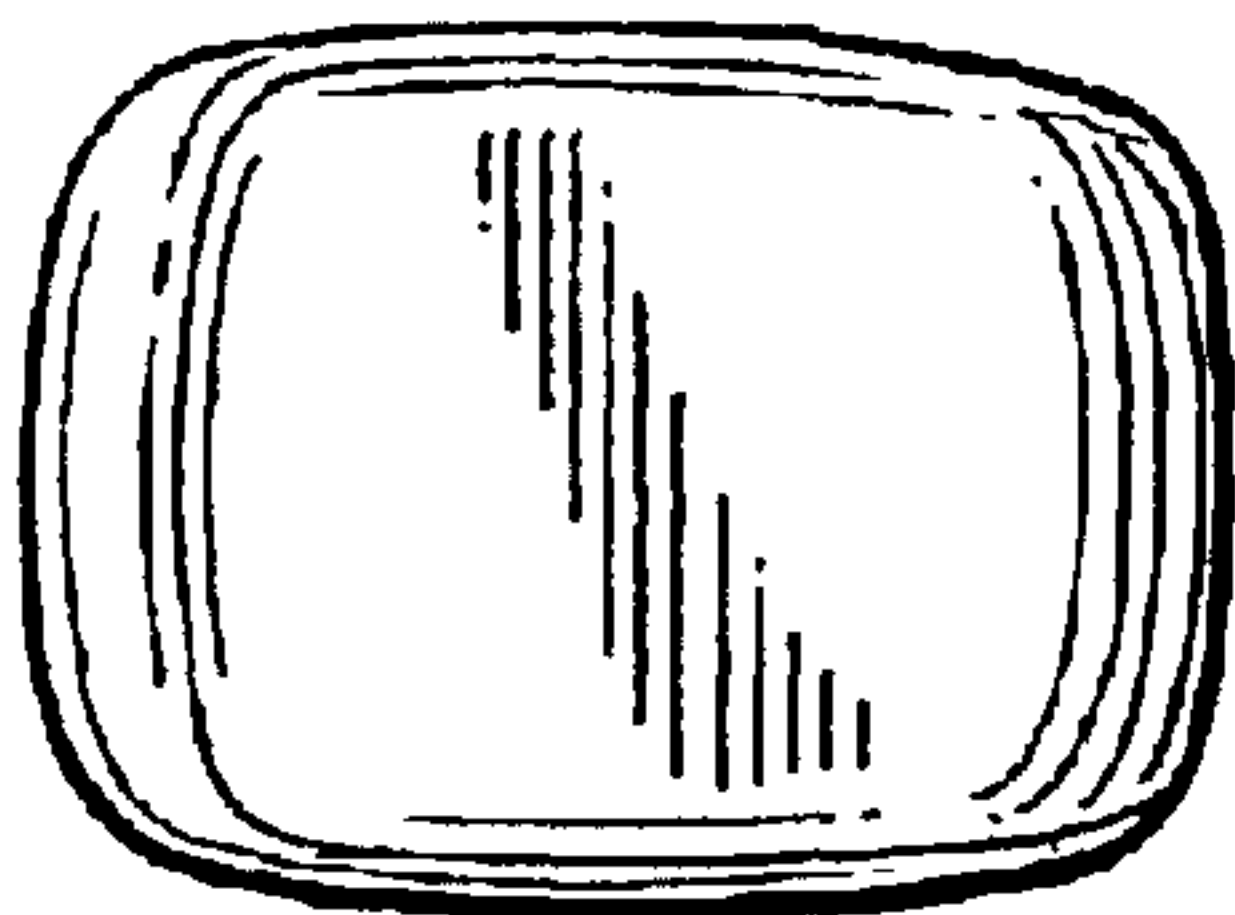


FIG. 3

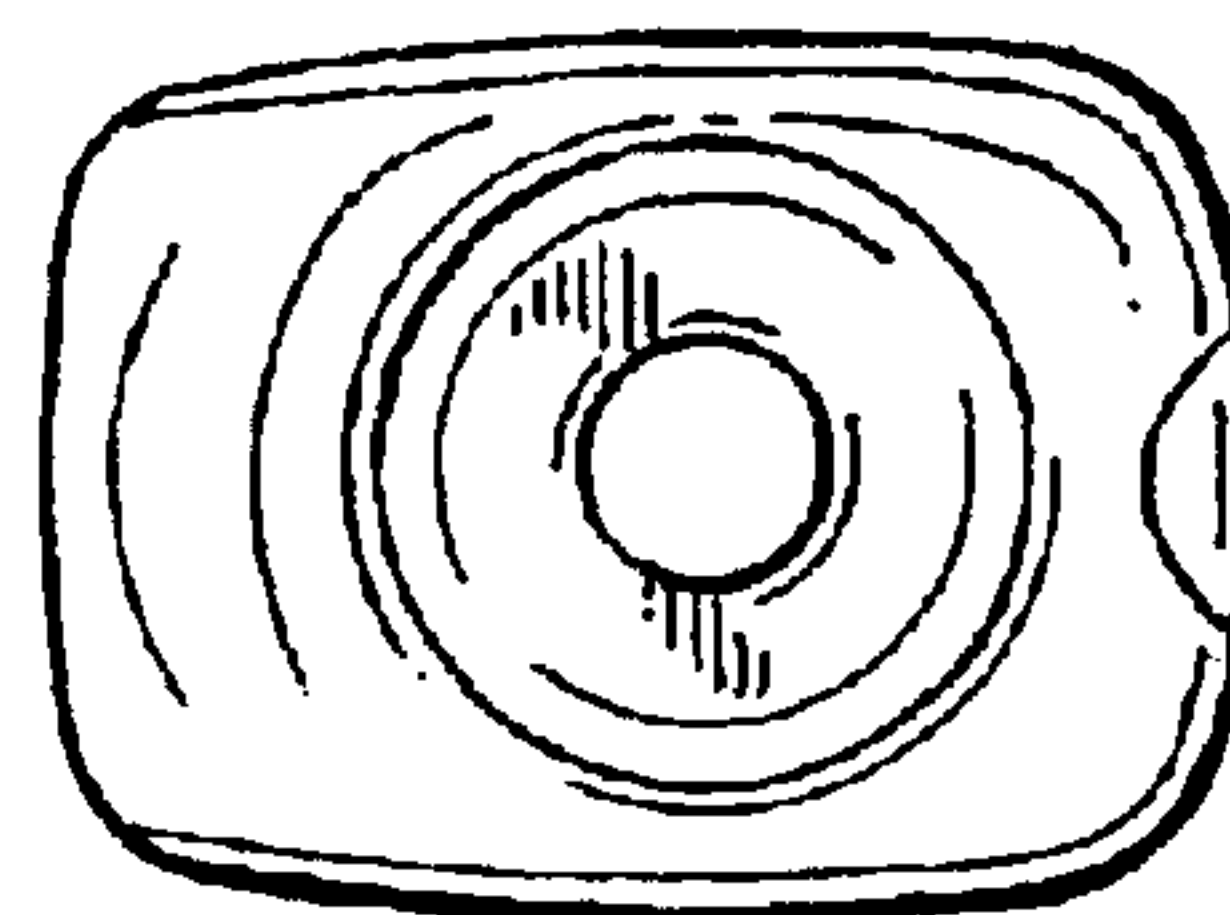


FIG. 4




FIG. 5

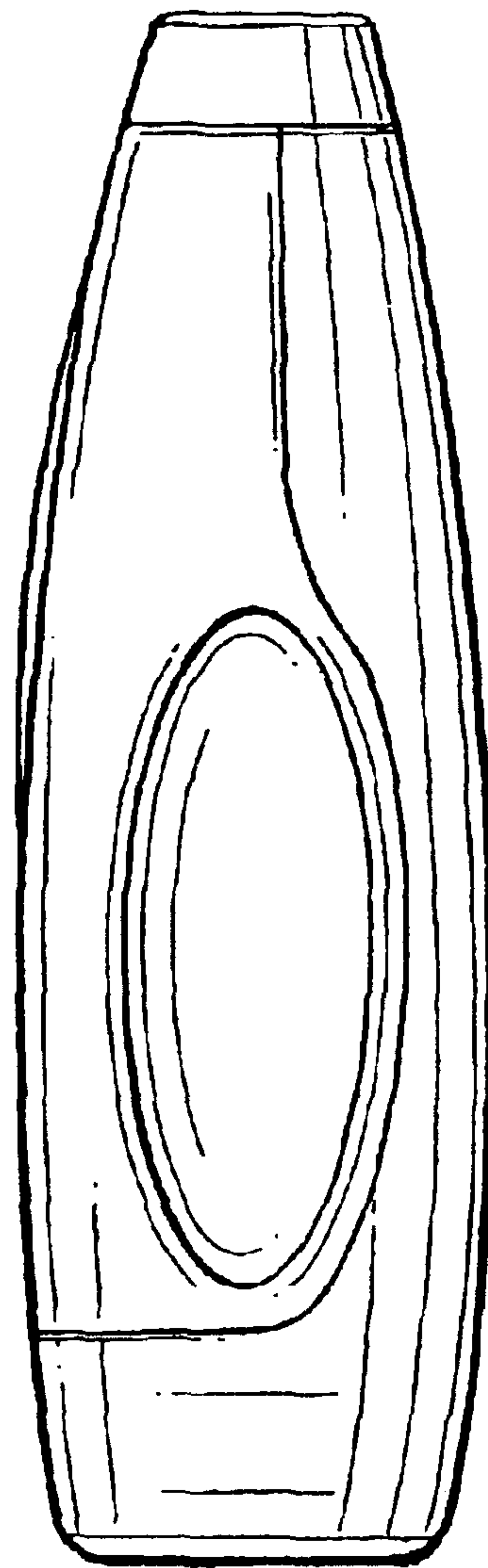


FIG. 6