

US00D498869S

(12) **United States Design Patent**  
**Dolan**

(10) **Patent No.:** **US D498,869 S**  
(45) **Date of Patent:** **\*\* Nov. 23, 2004**

(54) **CHANDELIER**

(76) **Inventor:** **Patrick S. Dolan**, 1901 NW. Upshur,  
Portland, OR (US) 97209

(\*\*) **Term:** **14 Years**

(21) **Appl. No.:** **29/197,410**

(22) **Filed:** **Jan. 13, 2004**

(51) **LOC (7) Cl.** ..... **26-03**

(52) **U.S. Cl.** ..... **D26/81; D26/86**

(58) **Field of Search** ..... **D26/72-92; 362/147,**  
**362/404-408**

(56) **References Cited**

**U.S. PATENT DOCUMENTS**

- D361,859 S \* 8/1995 Pickett ..... D26/84
- D407,520 S \* 3/1999 Dolan ..... D26/84
- D444,909 S \* 7/2001 Dolan ..... D26/81
- D483,142 S \* 12/2003 Hsu ..... D26/81

**OTHER PUBLICATIONS**

- Progress Lighting Product Catalog 124 (c)2000; Item#P4221-30 on p. 96.\*
- Design House Lighting Catalog; item #2094BZ, "6 Light Chandelier" on p. 47.\*
- Savant Lighting, Rancho Culomonga, CA, Catalog #5, 1998, p. 42—Model 6445-14.
- Georgian Art, Lawrenceville, GA, Supl. 039410, 1994, p. 14—Model 60-36660.
- Kalco, Las Vegas, NV, Cat. X00-1 2000, p. 60—Model 3810.

Progress, Spartanburg, SC, Catalog 123, 1995, p. 38—Model P4226-30.

Kenroy Int'l., Jacksonville, FL 1996, Cat. 1996, p. 11—Model 15446 VG.

Kenroy Int'l., Jacksonville, FL, Cat. 1996, p. 13—Model 15408 BR2.

Designer Fountain, Bell, CA, Cat. 108, 1996, p. 13, Model S612.

Georgian Art, Lawrenceville, GA, Cat. Sup. No. 049325, 1993, p. 25 Model 60-36680.

\* cited by examiner

*Primary Examiner*—Clare E Heflin

(57) **CLAIM**



The ornamental design for a chandelier, as shown and described.

**DESCRIPTION**

- FIG. 1 is a perspective view thereof;
- FIG. 2 is a front elevational view thereof;
- FIG. 3 is a right side view, the left side view being a mirror image;
- FIG. 4 is a back plan view thereof;
- FIG. 5 is a top plan view thereof; and,
- FIG. 6 is a bottom plan view thereof.

The broken line showing of environmental structure in FIGS. 1-5 is for illustrative purposes only and forms no part of the claimed design.

**1 Claim, 6 Drawing Sheets**






FIG. 1




FIG. 2






FIG. 3




FIG. 4

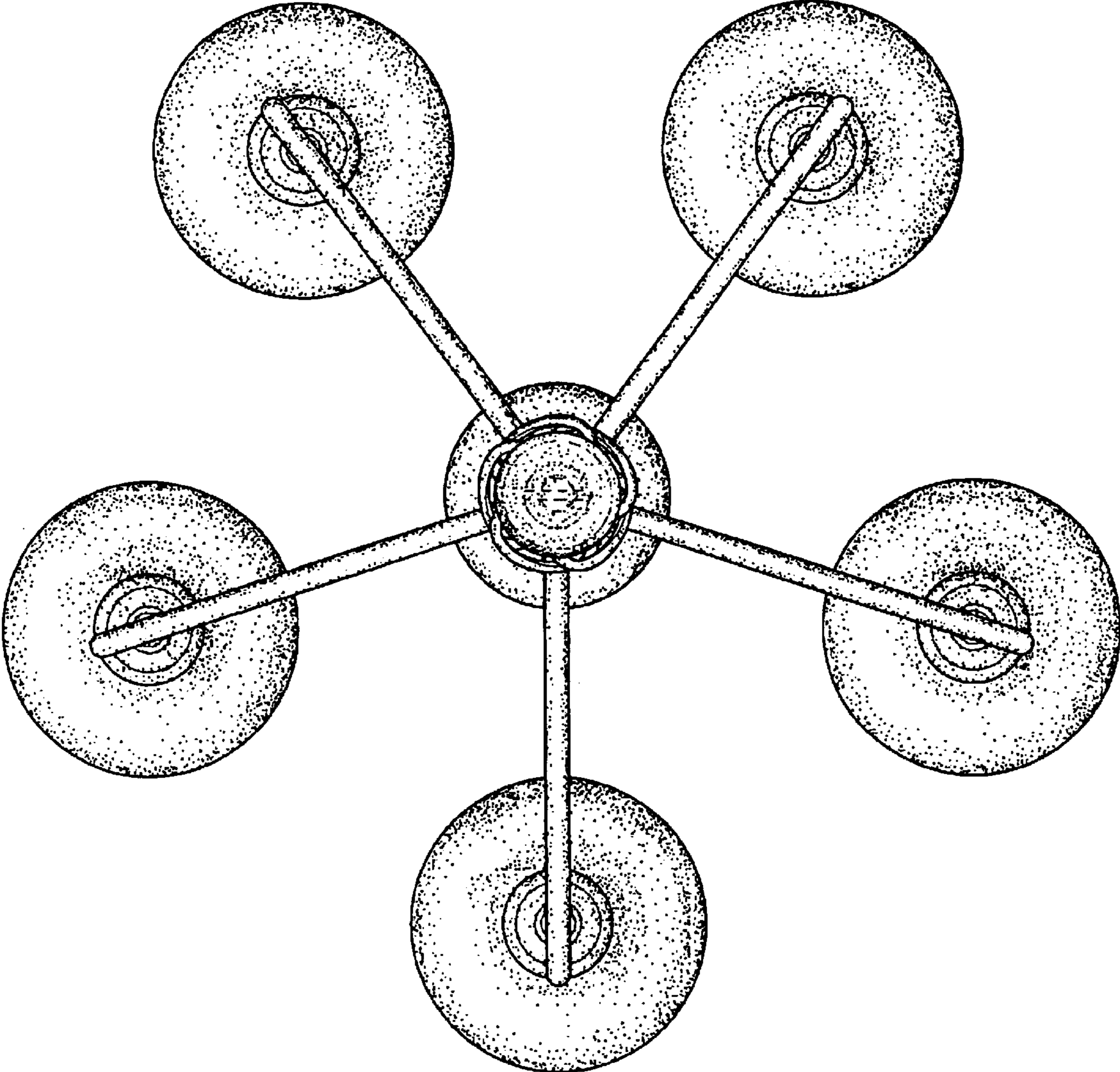


FIG. 5

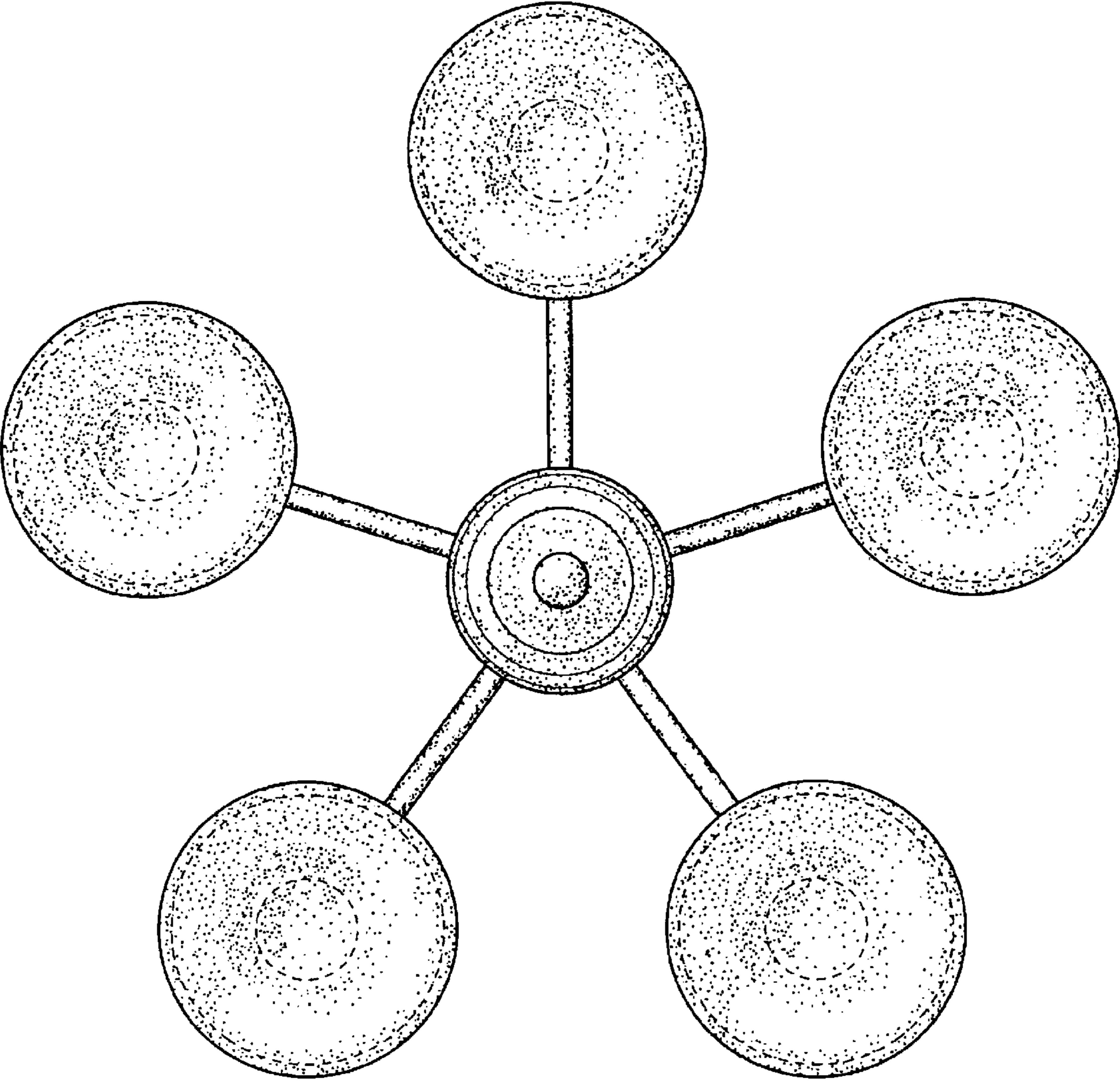


FIG. 6