

US00D498868S

(12) **United States Design Patent** (10) **Patent No.:** **US D498,868 S**
Parres (45) **Date of Patent:** **** Nov. 23, 2004**

(54) **LIGHTING FIXTURE**

(75) Inventor: **Miguel Parres**, Alta Loma, CA (US)

(73) Assignee: **Minka Lighting, Inc.**, Corona, CA (US)

(**) Term: **14 Years**

(21) Appl. No.: **29/193,883**

(22) Filed: **Nov. 13, 2003**

(51) **LOC (7) Cl.** **26-03**

(52) **U.S. Cl.** **D26/81; D26/86**

(58) **Field of Search** **D26/72-92; 362/147, 362/404-408**

(56) **References Cited**

U.S. PATENT DOCUMENTS

D434,516 S * 11/2000 Hsu D26/84
D437,961 S * 2/2001 Hsu D26/84

OTHER PUBLICATIONS

FRAMBURG Catalog 2001; items 8803 and 8818 on pg. 112.*

U.S. patent application Ser. No. 29/193,836, Miguel Parres, filed Nov. 13, 2003.

U.S. patent application Ser. No. 29/193,881, Miguel Parres, filed Nov. 13, 2003.

U.S. patent application Ser. No. 29/193,829, Miguel Parres, filed Nov. 13, 2003.

U.S. patent application Ser. No. 29/193,830, Miguel Parres, filed Nov. 13, 2003.

U.S. patent application Ser. No. 29/193,887, Miguel Parres, filed Nov. 13, 2003.

Minka Aire Two Thousand Two; pp. 129-130, Apr. 22, 2002, Minka Lighting, Inc. USA.

Minka Aire Two Thousand Three; pp. 224-225, 303, 376, 385, Jan. 2003, Minka Lighting, Inc. USA.

Home Depot Advertisement, Hampton Bay Collection, Items E and G, Oct. 2003, The Home Depot, Inc. USA.

Lowe's Advertisement, Kichler Paces Collection, Items E and H, Sep. 2003, Lowe's, Inc.

Single Wall or Ceiling Light in Brushed Steel, SKU # 038397, Oct. 2003, www.lampsontheweb.com.

Chandelier 5 Light Incandescent, 2005NI, Oct. 2003, Kichler, Inc.

Kichler Catalog No. 102, pp. 132-133; 1883NCH, 1885NCH, 2785NCH, 2002, Kichler, Inc.

Kichler Catalog No. 104, pp. 114, 115, 274 and 278; 2020AB, 2771AB, 2019AB, 2520AB, 6322NI, 5227NCH, 2002, Kichler, Inc.

* cited by examiner

Primary Examiner—Clare E Heflin

(74) *Attorney, Agent, or Firm*—Jenkins & Gilchrist, P.C.

(57) **CLAIM**

The ornamental design for the lighting fixture, as shown and described.

DESCRIPTION

FIG. 1 is a perspective view from above of a lighting fixture in accordance with my design;

FIG. 2 is a perspective view from below of a lighting fixture in accordance with my design;

FIG. 3 is a front elevation view of the lighting fixture in accordance with my design;

FIG. 4 is a side elevation view of the lighting fixture in accordance with my design;

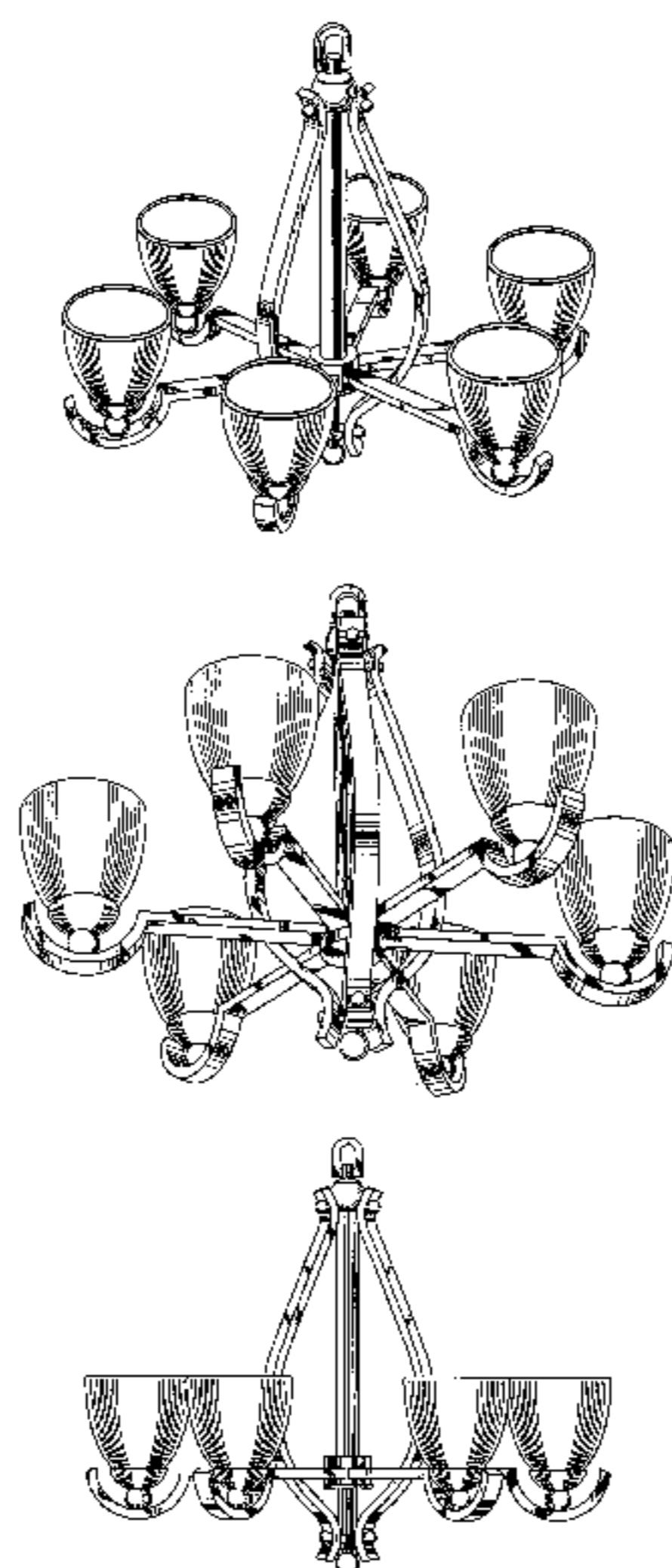
FIG. 5 is a top plan view of the lighting fixture in accordance with my design; and,

FIG. 6 is a bottom plan view of the lighting fixture in accordance with my design.

The front elevation and side elevation views are symmetrical.

The broken lines shown on FIG. 5 in the drawings are for illustrative purposes only and form no part of the claimed design.

1 Claim, 6 Drawing Sheets



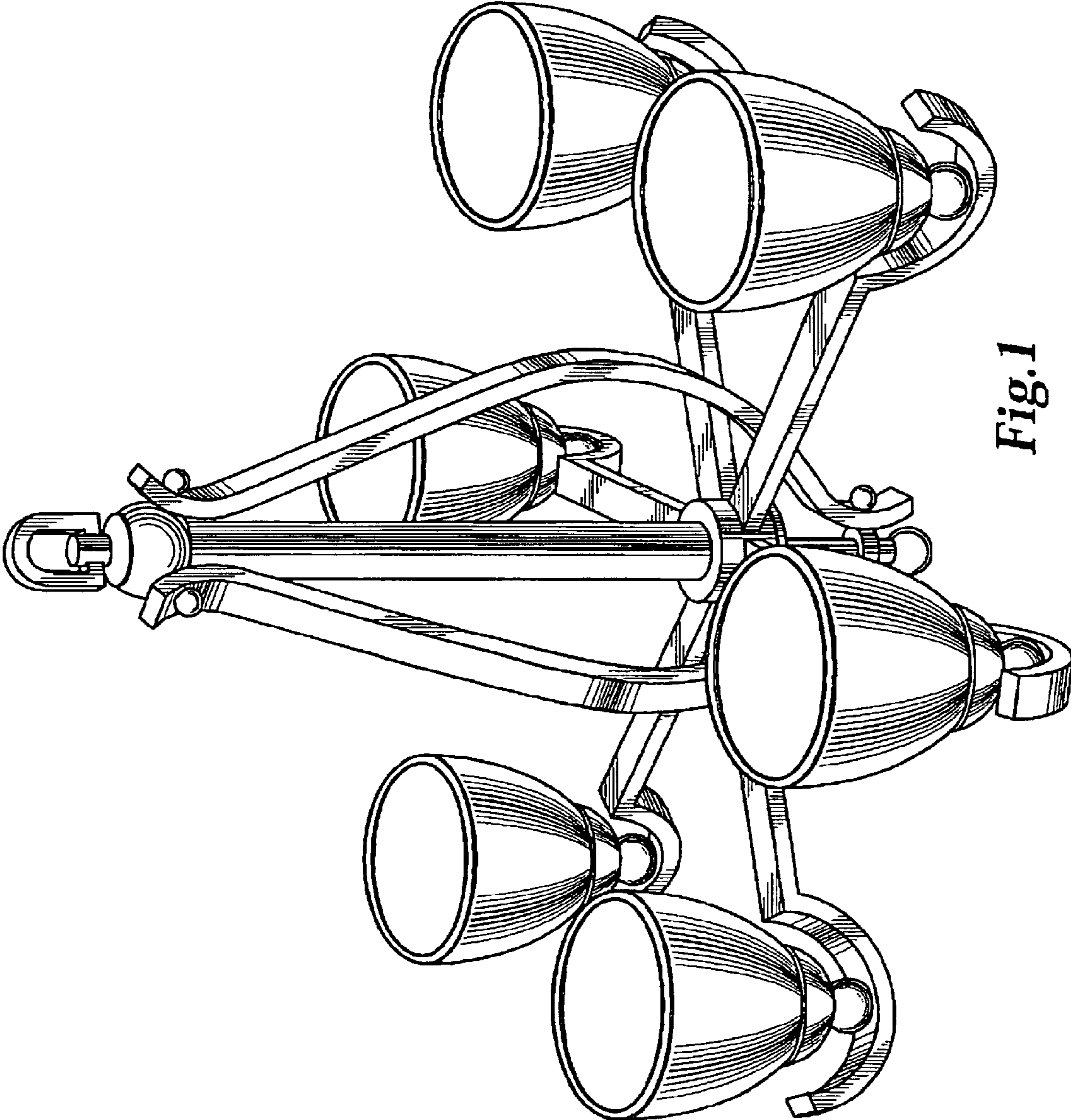


Fig. 1

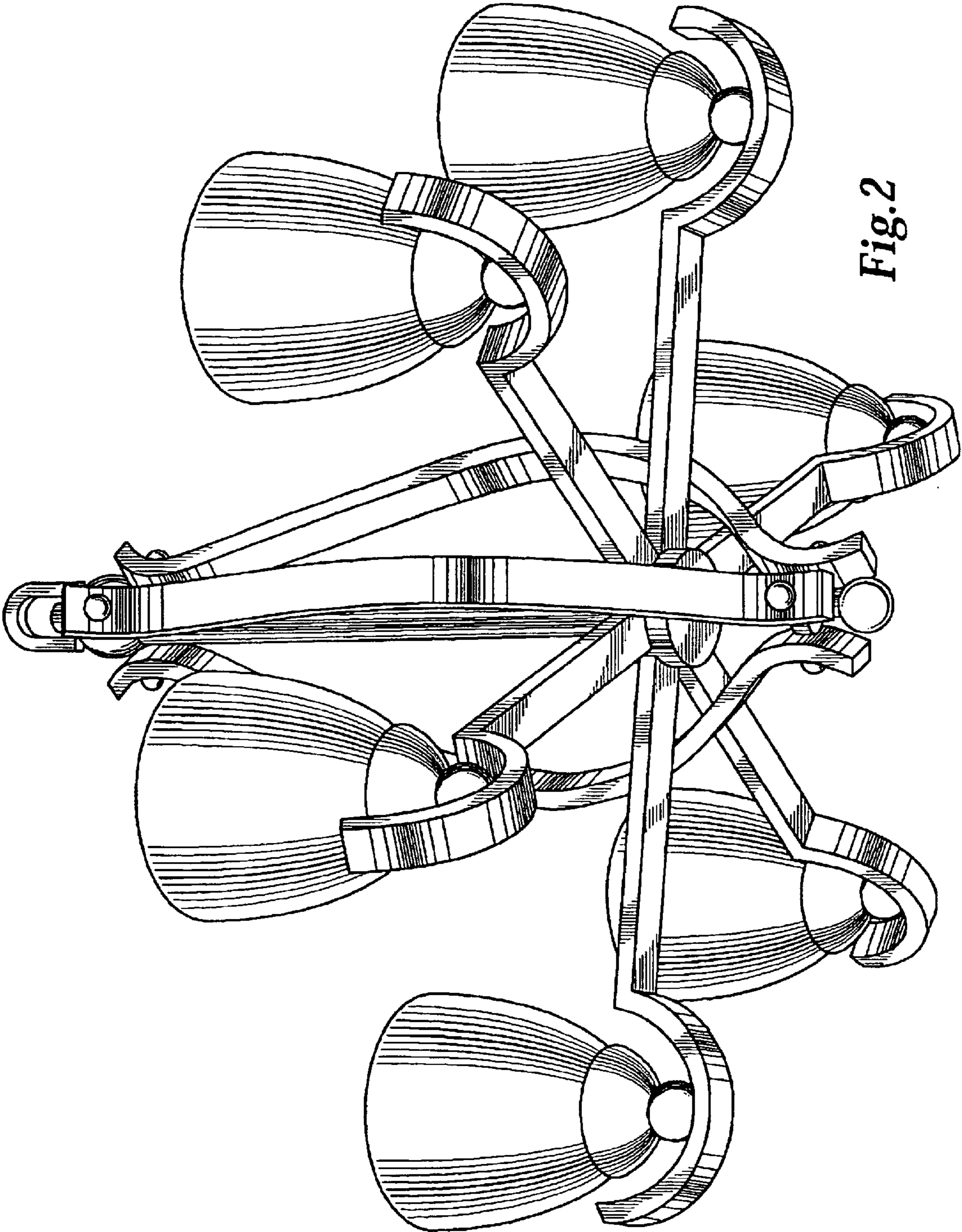


Fig. 2

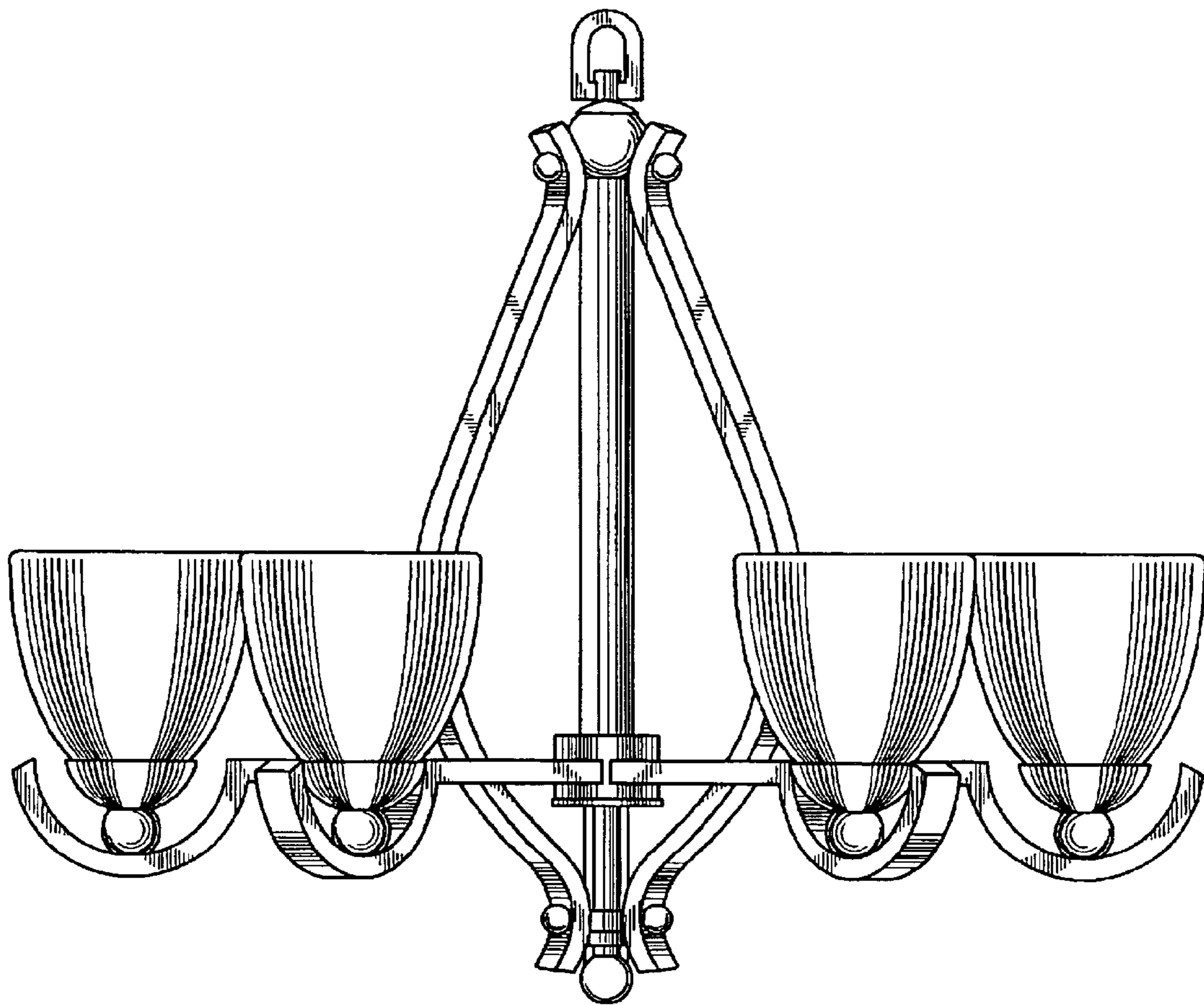


Fig.3

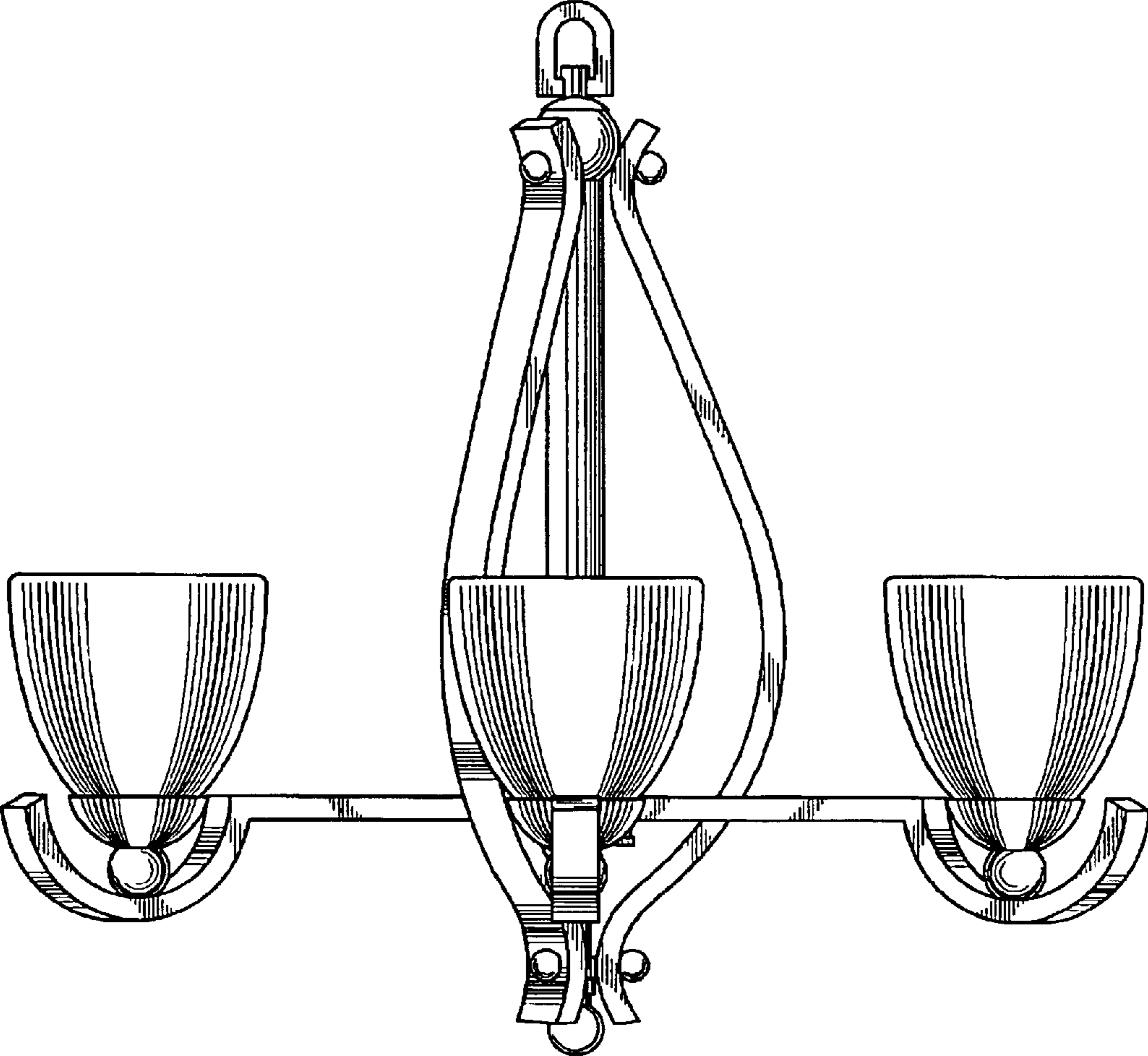


Fig. 4

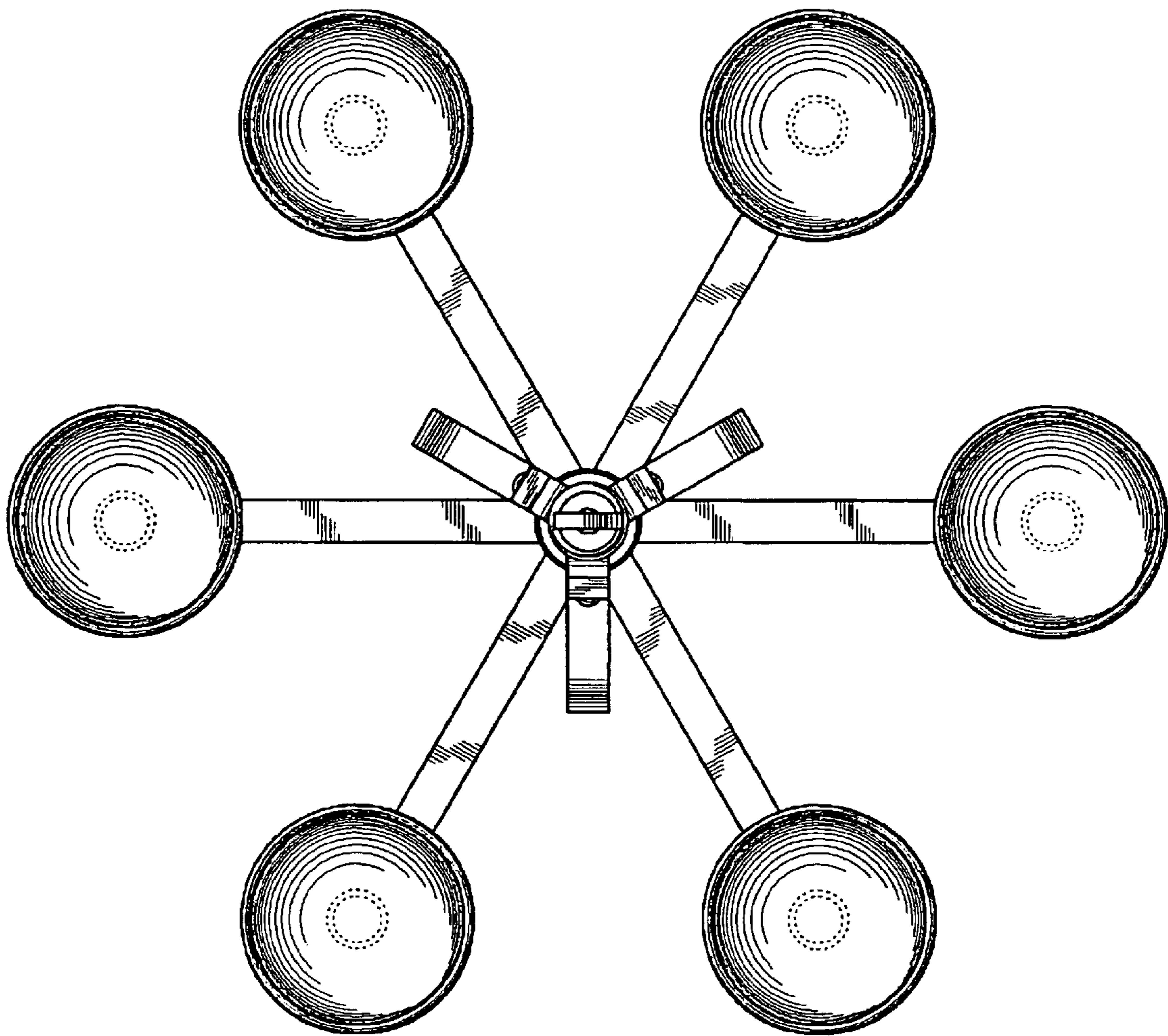


Fig.5

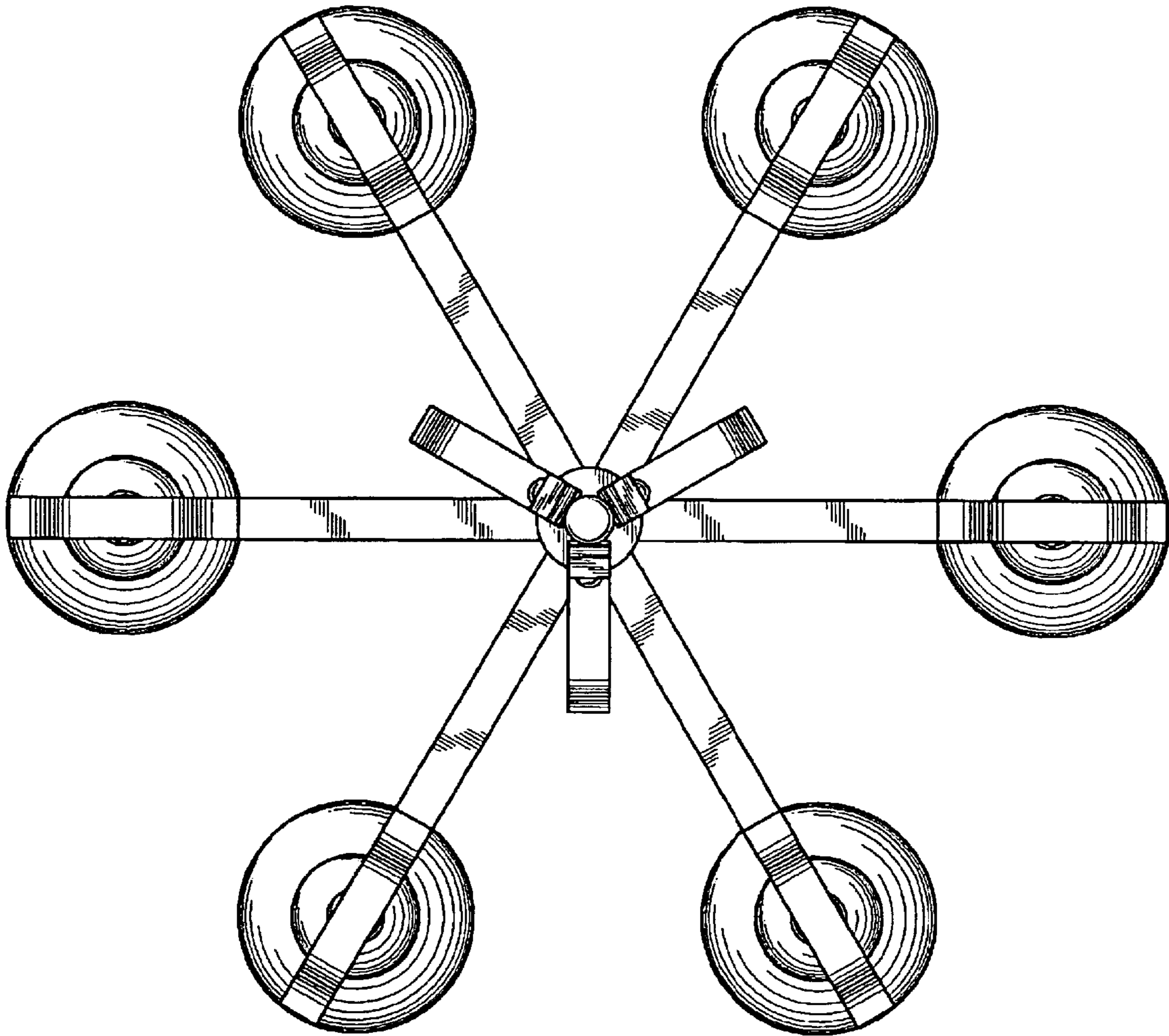


Fig.6