

US00D498862S

(12) **United States Design Patent**
Lin

(10) **Patent No.:** **US D498,862 S**

(45) **Date of Patent:** **** Nov. 23, 2004**

(54) **EXTERIOR SURFACE CONFIGURATION OF A VEHICLE FRONT LIGHT**

Primary Examiner—Marcus A. Jackson
(74) *Attorney, Agent, or Firm*—Rosenberg, Klein & Lee

(76) **Inventor:** **Yu-Chu Lin**, No. 477, Chung Shan N. Rd., Yung Kang City (TW)

(57) **CLAIM**

The ornamental design for an exterior surface configuration of a vehicle front light, as shown and described.

(**) **Term:** **14 Years**

DESCRIPTION

(21) **Appl. No.:** **29/201,090**

FIG. 1 is a perspective view from the front left of an exterior surface configuration of a vehicle front light showing my present design;

(22) **Filed:** **Mar. 11, 2004**

FIG. 2 is a front view thereof;

(51) **LOC (7) Cl.** **26-06**

FIG. 3 is a left view thereof; and,

(52) **U.S. Cl.** **D26/28**

FIG. 4 is a top view thereof.

(58) **Field of Search** D26/28-36; 362/61, 362/80, 81, 82, 83, 83.4, 267, 269, 275, 330-340

This design represents one embodiment of a design for an exterior surface configuration of a vehicle front light. The drawings and descriptions represent the left side embodiment. The design also contemplates a mirror symmetrical embodiment on the right side of the vehicle. The dash line included denotes environment and is not part of the claimed design.

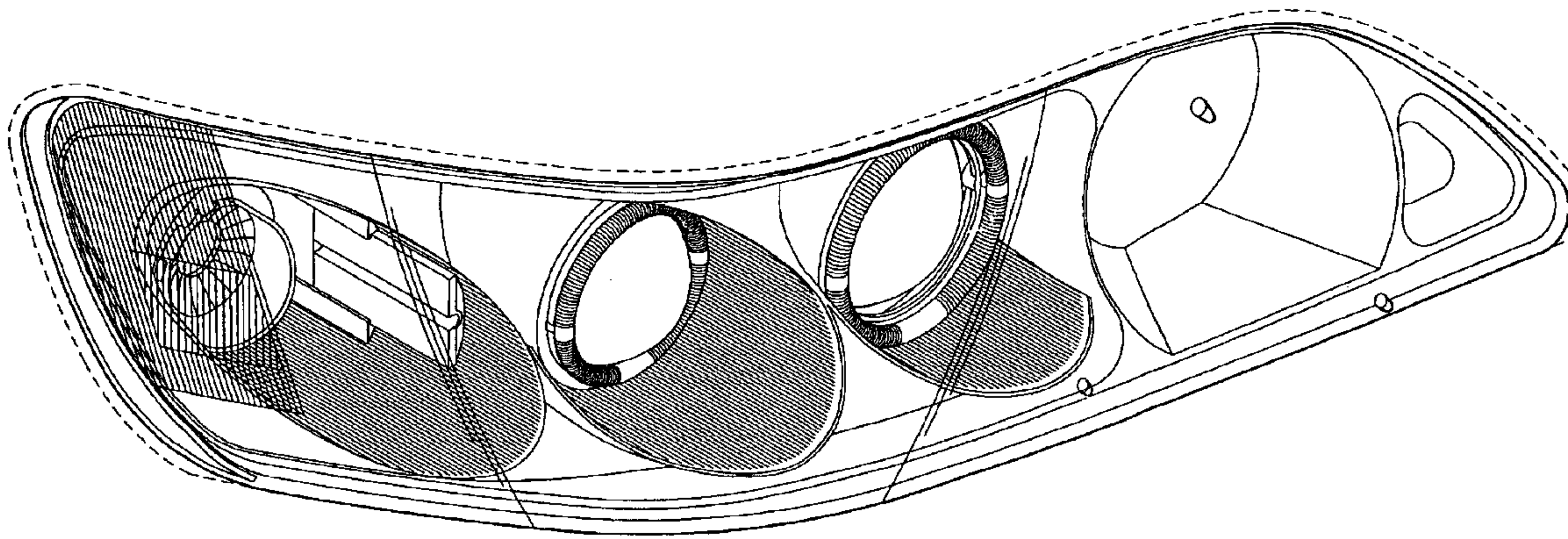
(56) **References Cited**

U.S. PATENT DOCUMENTS

D477,678 S	*	7/2003	Lin	D26/28
D482,147 S	*	11/2003	Lin	D26/28
D490,176 S	*	5/2004	Lin	D26/28
D490,917 S	*	6/2004	Lin	D26/28

* cited by examiner

1 Claim, 4 Drawing Sheets



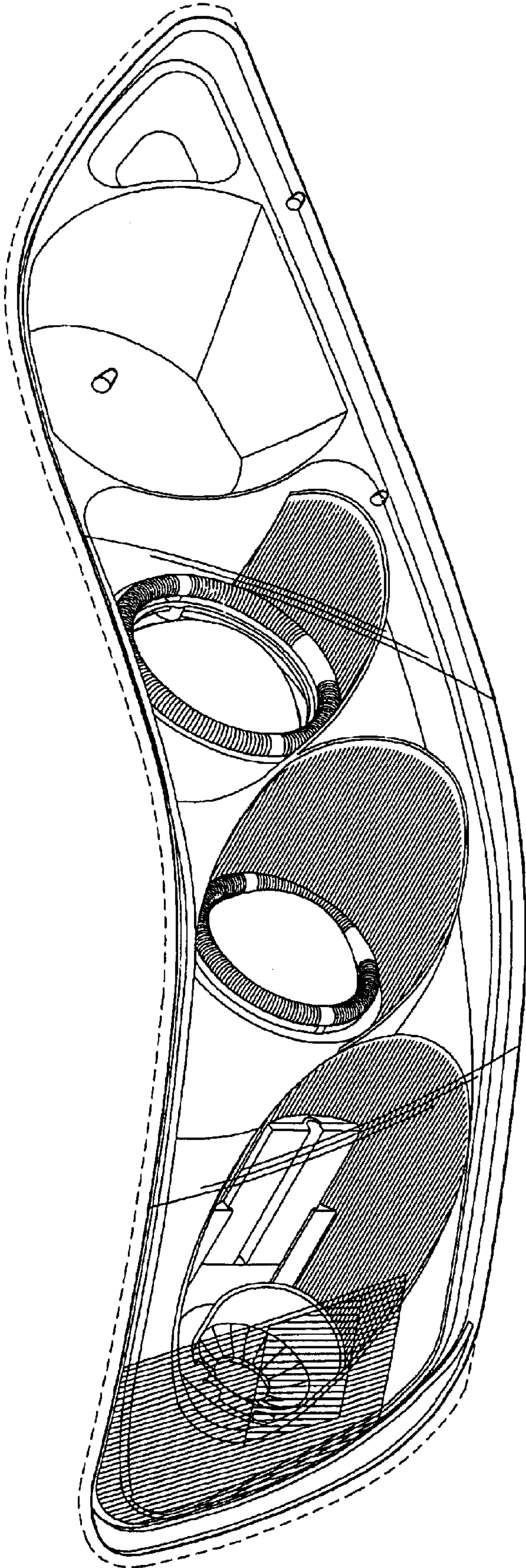


FIG. 1

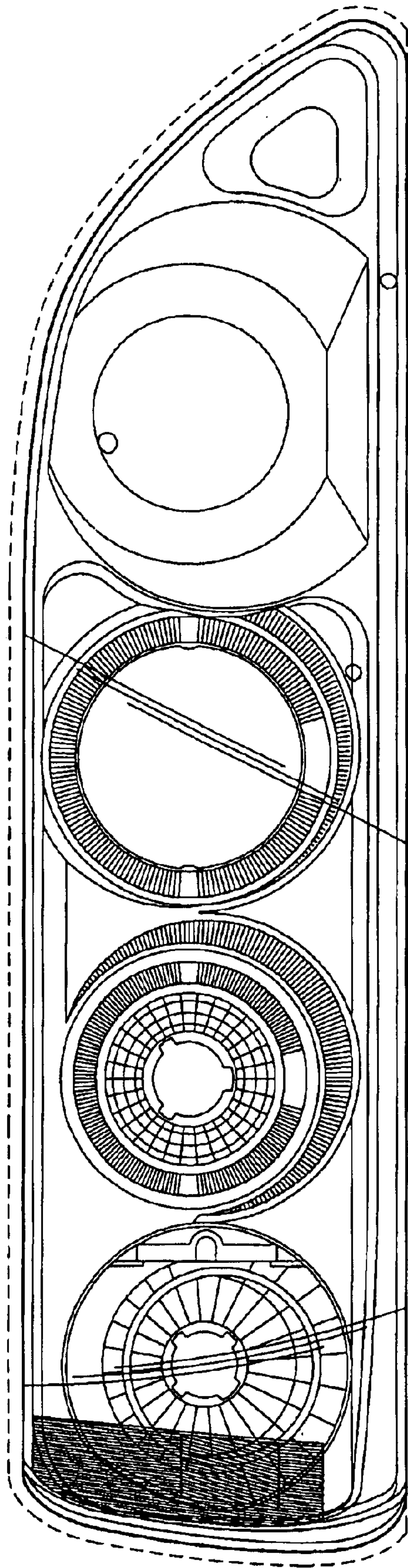


FIG. 2

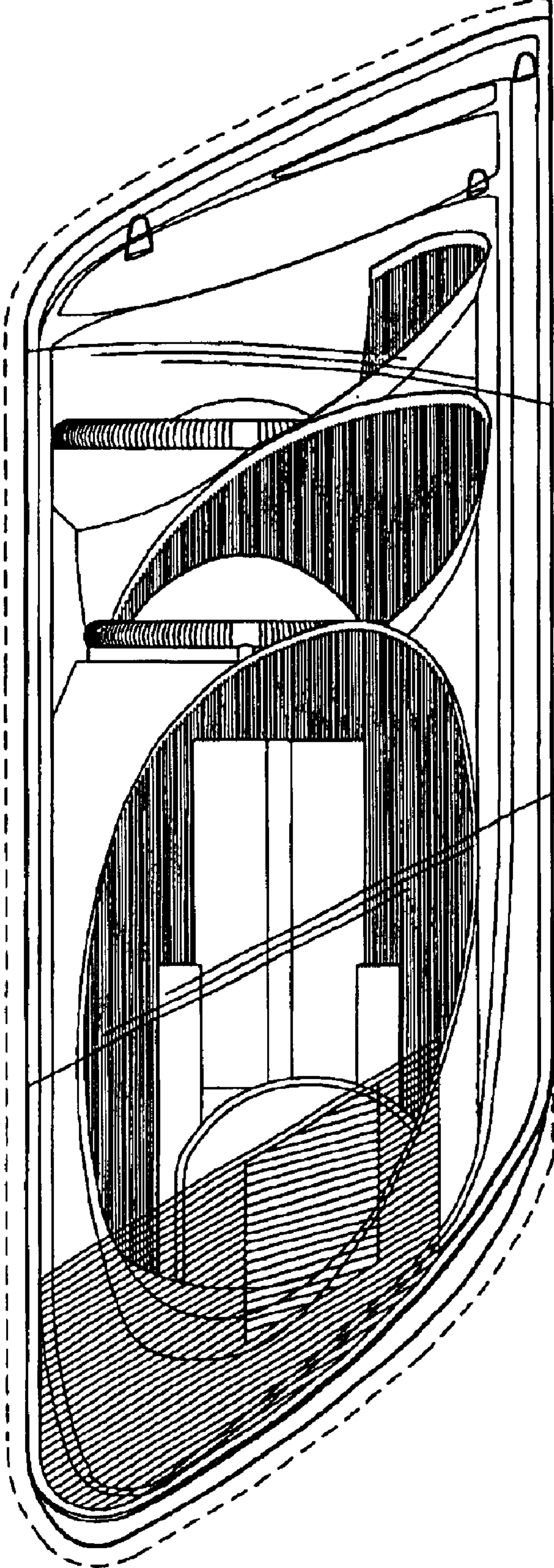


FIG. 3

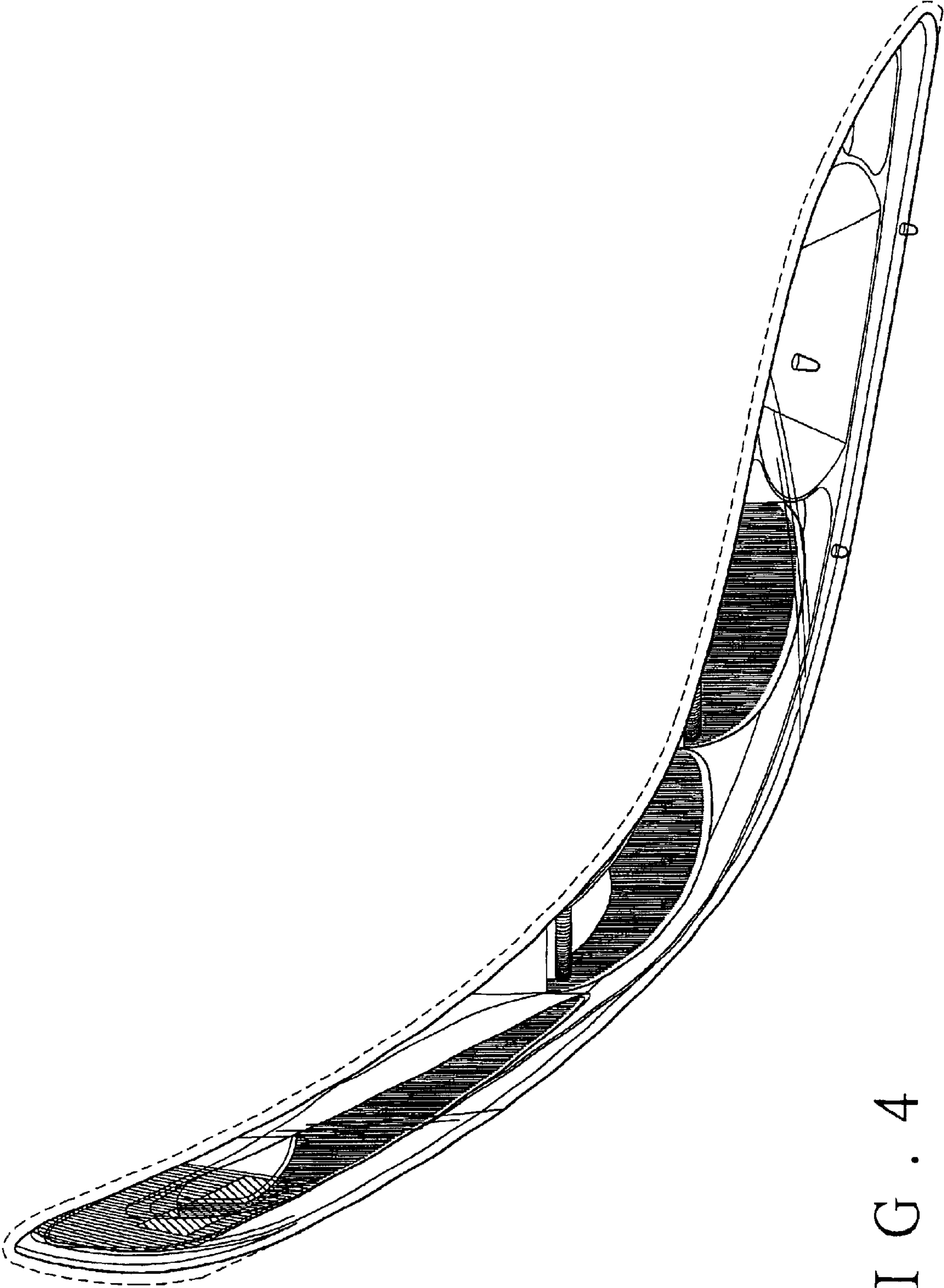


FIG. 4