

US00D498859S

(12) **United States Design Patent**  
**Kobayashi**

(10) **Patent No.:** **US D498,859 S**

(45) **Date of Patent:** **\*\* Nov. 23, 2004**

(54) **COMBINATION LAMP FOR AN  
AUTOMOBILE**

(75) Inventor: **Hirotda Kobayashi, Aichi-ken (JP)**

(73) Assignee: **Toyota Jidosha Kabushiki Kaisha,  
Aichi-ken (JP)**

(\*\*) Term: **14 Years**

(21) Appl. No.: **29/180,072**

(22) Filed: **Apr. 21, 2003**

(51) **LOC (7) Cl.** ..... **26-04**

(52) **U.S. Cl.** ..... **D26/28**

(58) **Field of Search** ..... D26/28-36; 362/61,  
362/80, 81, 82, 83, 83.4, 267, 269, 275,  
330-340

(56) **References Cited**

**U.S. PATENT DOCUMENTS**

D463,049 S	*	9/2002	Yang	.....	D26/28
D464,449 S	*	10/2002	Yang	.....	D26/28
D469,194 S	*	1/2003	Horowitz	.....	D26/28
D492,429 S	*	6/2004	Ueno	.....	D26/28

**OTHER PUBLICATIONS**

Brochure of Harrier, Nov. 2000.  
Brochure of Corolla Spacio, May 2001.

\* cited by examiner

*Primary Examiner*—Marcus A. Jackson  
(74) *Attorney, Agent, or Firm*—Finnegan, Henderson,  
Farabow, Garrett & Dunner, L.L.P.

(57) **CLAIM**

The ornamental design for a combination lamp for an automobile, as shown and described.

**DESCRIPTION**

FIG. 1 is a front elevational view of a combination lamp for an automobile showing my new design, and with the rear housing which is being shown is not a part of the claimed design;

FIG. 2 is a top plan view thereof

FIG. 3 is a left side elevational view thereof;


FIG. 4 is a bottom plan view thereof;


FIG. 5 is a right side elevational view thereof; and,

FIG. 6 is a rear elevational view thereof.

My design includes mirror images of the embodiments depicted herein.

**1 Claim, 3 Drawing Sheets**

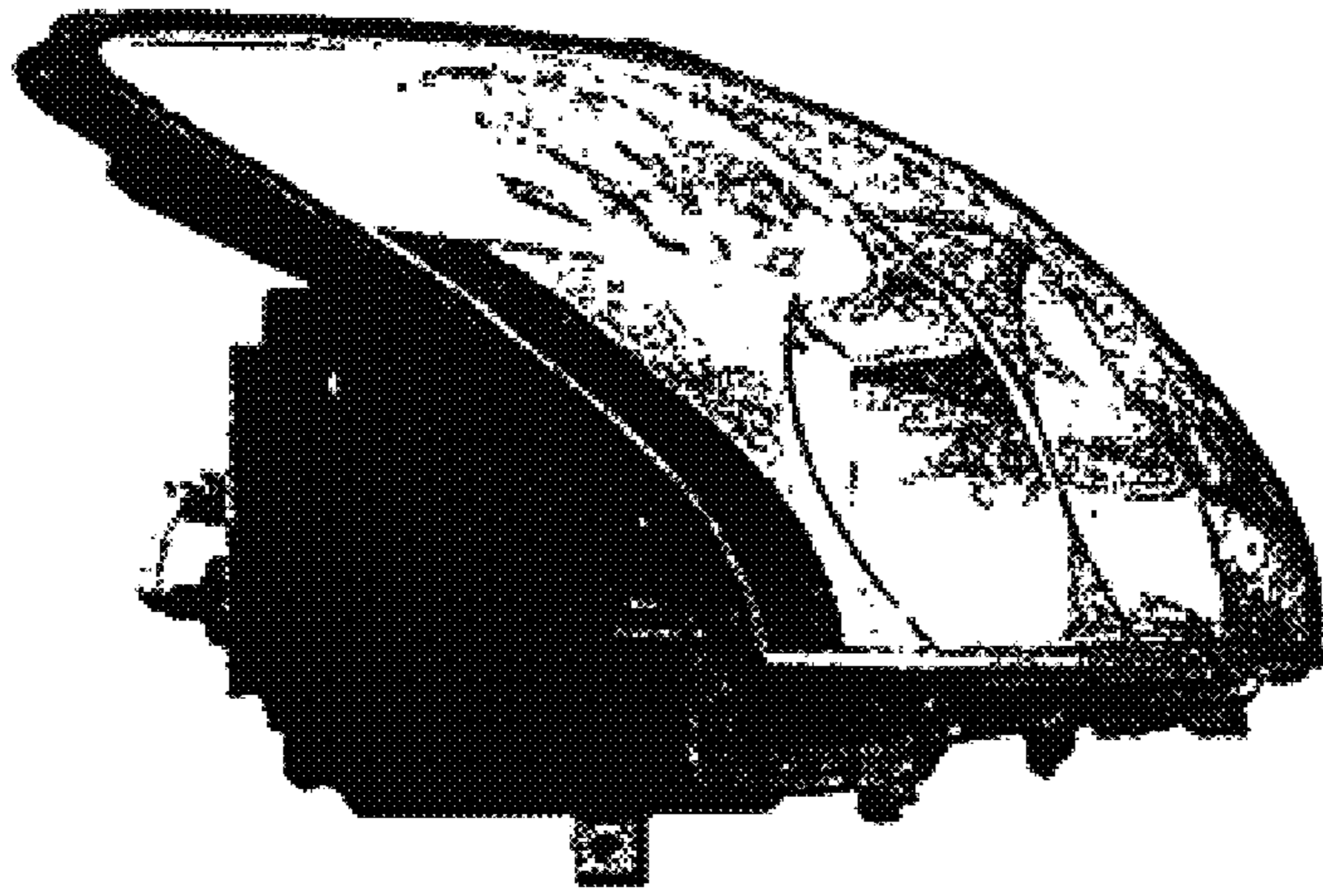




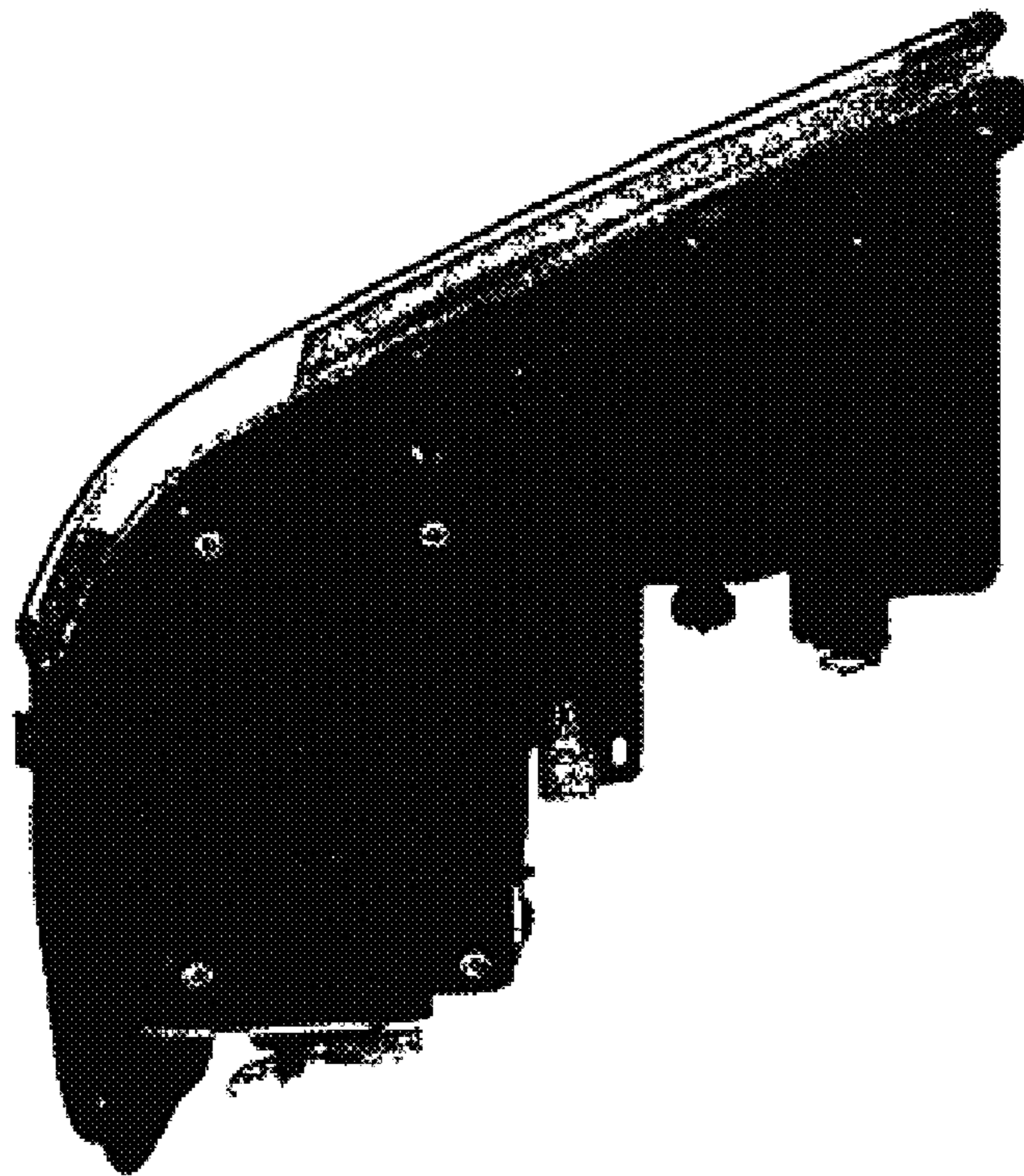
**FIG. 1**




**FIG. 2**




**FIG. 3**



**FIG. 4**



**FIG. 5**



**FIG. 6**