

US00D498838S

(12) **United States Design Patent**
Yoshida

(10) **Patent No.:** **US D498,838 S**

(45) **Date of Patent:** **** Nov. 23, 2004**

(54) **CAPSULE**

(75) **Inventor:** **Tsukasa Yoshida, Tokyo (JP)**

(73) **Assignee:** **NS Planning Co., Ltd., Tokyo (JP)**

(**) **Term:** **14 Years**

(21) **Appl. No.:** **29/192,051**

(22) **Filed:** **Oct. 20, 2003**

(30) **Foreign Application Priority Data**

Apr. 18, 2003 (JP) 2003-011033

(51) **LOC (7) Cl.** **28-01**

(52) **U.S. Cl.** **D24/104**

(58) **Field of Search** D24/100, 101,
D24/102, 103, 104; D28/8.1, 8.2; D1/112,
108; 424/732, 439, 451, 464, 467, 468;
426/78

(56) **References Cited**

U.S. PATENT DOCUMENTS

- 1,931,765 A * 10/1933 Leever 426/78
- 3,345,265 A * 10/1967 Grodberg et al. 424/475
- 3,620,759 A * 11/1971 Maddox 424/439

- 3,927,195 A * 12/1975 Messora 424/454
- D285,837 S * 9/1986 Wittwer D24/104
- 5,437,872 A * 8/1995 Lee 424/468
- 5,869,096 A * 2/1999 Barclay et al. 424/468
- D430,932 S * 9/2000 Vickery et al. D24/104
- 6,551,613 B1 * 4/2003 Dong et al. 424/451

* cited by examiner

Primary Examiner—Charles A. Rademaker

(74) *Attorney, Agent, or Firm*—Sughrue Mion, PLLC

(57) **CLAIM**

The ornamental design for a capsule, as shown and described.

DESCRIPTION

FIG. 1 is a perspective view of the top, front and left side of a capsule showing my new design;
 FIG. 2 is a front elevational view thereof, the rear elevational view being a mirror image thereof;
 FIG. 3 is a right side elevational view thereof;
 FIG. 4 is a left side elevational view thereof; and,
 FIG. 5 is a cross-sectional view taken along reference line A—A in FIG. 2.

1 Claim, 3 Drawing Sheets

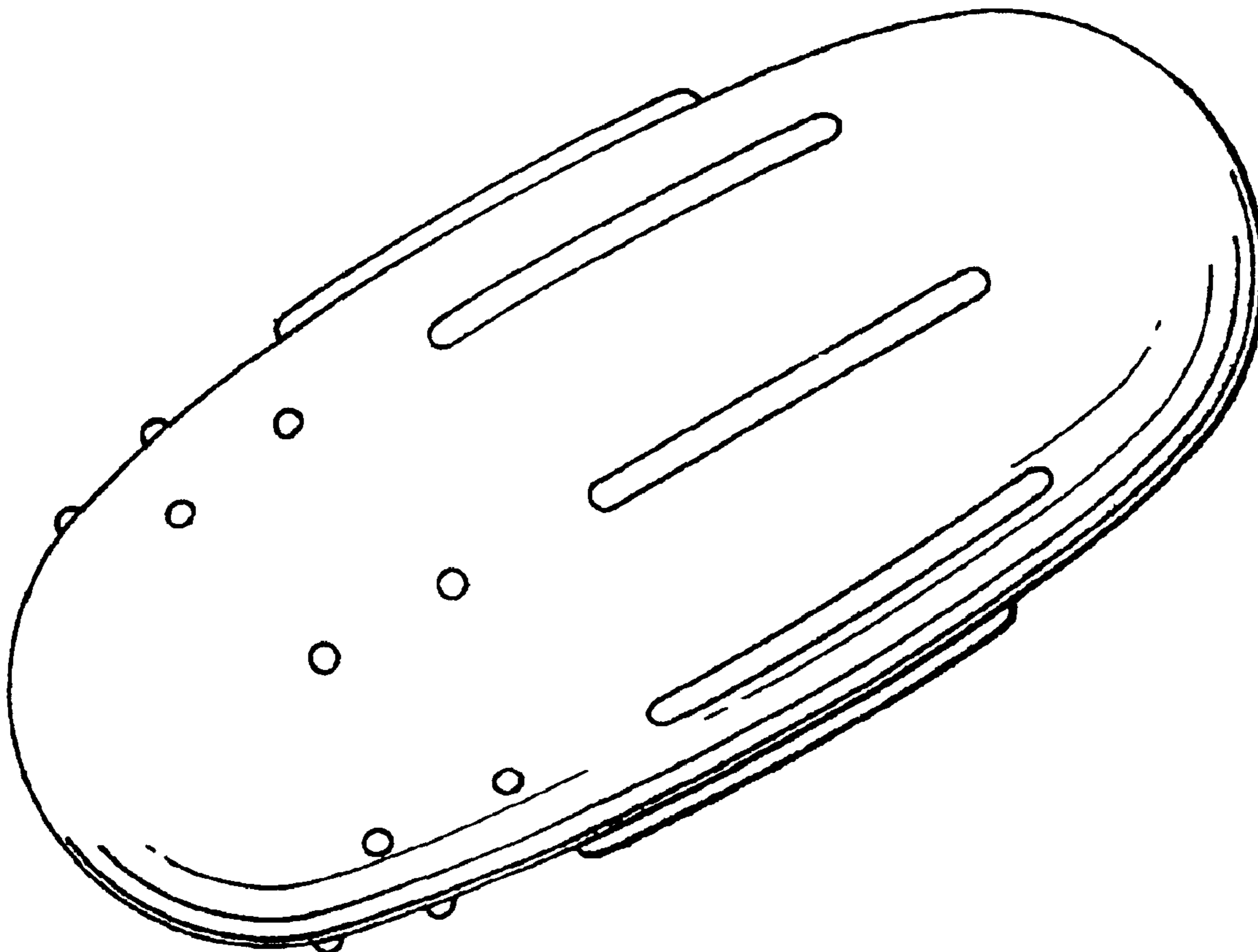


FIG. 1

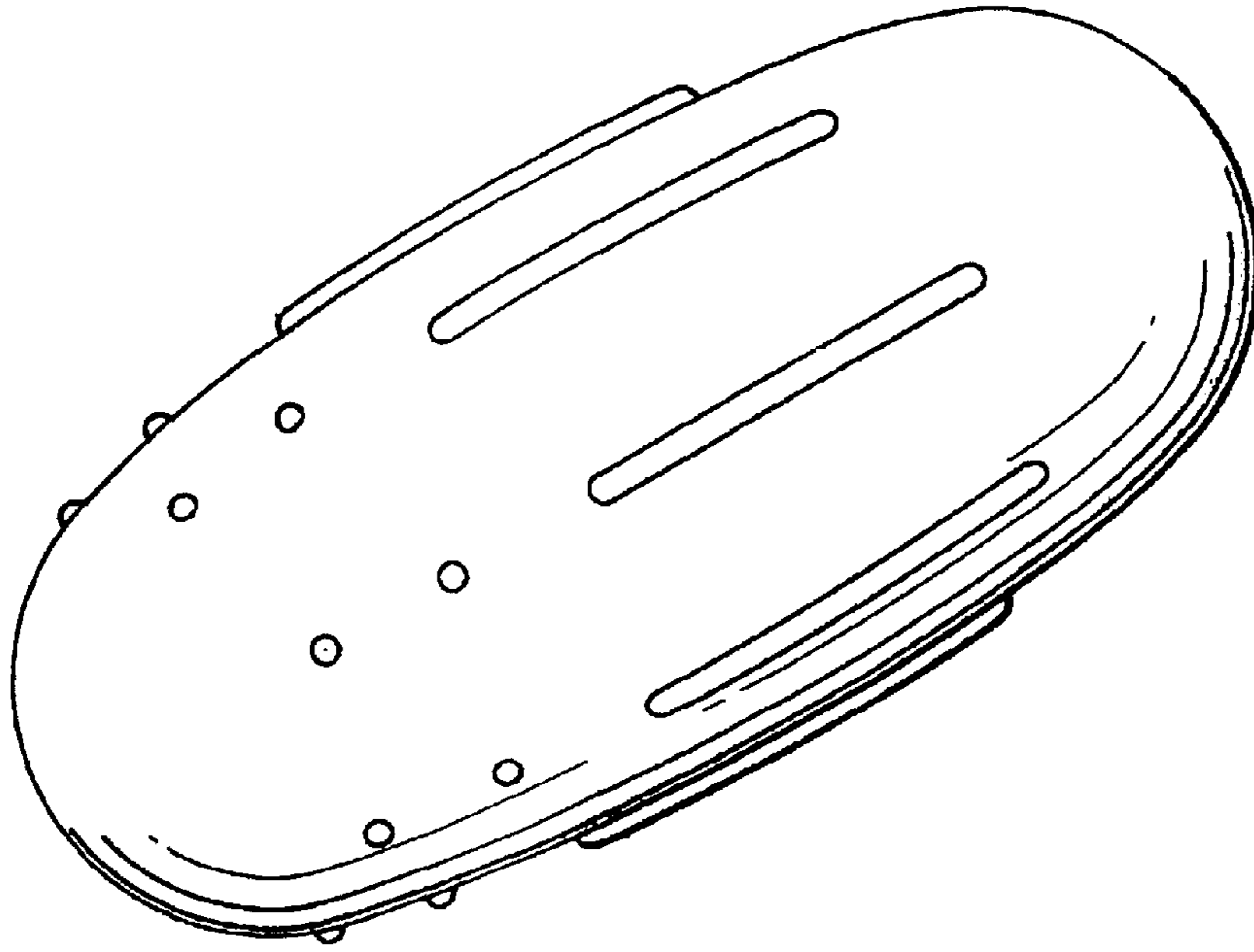


FIG. 2

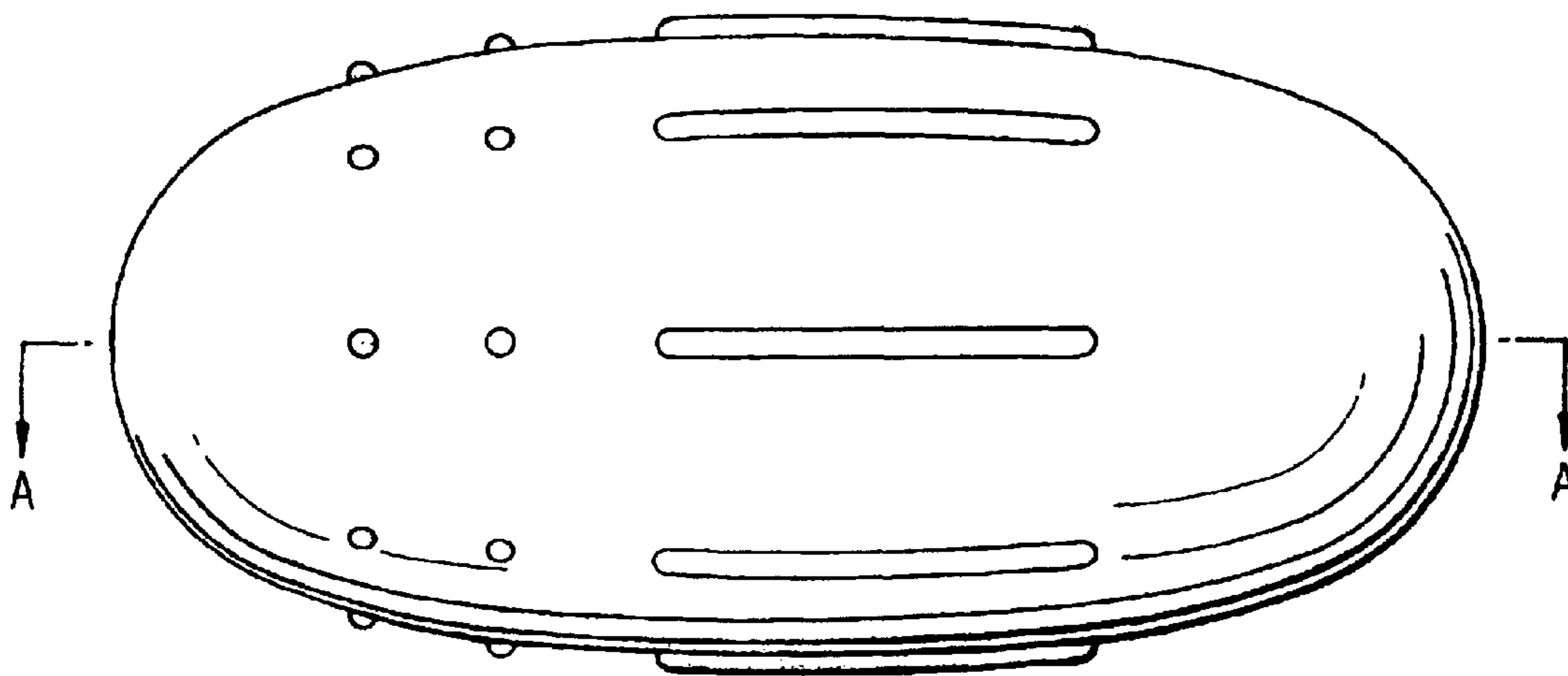


FIG. 3

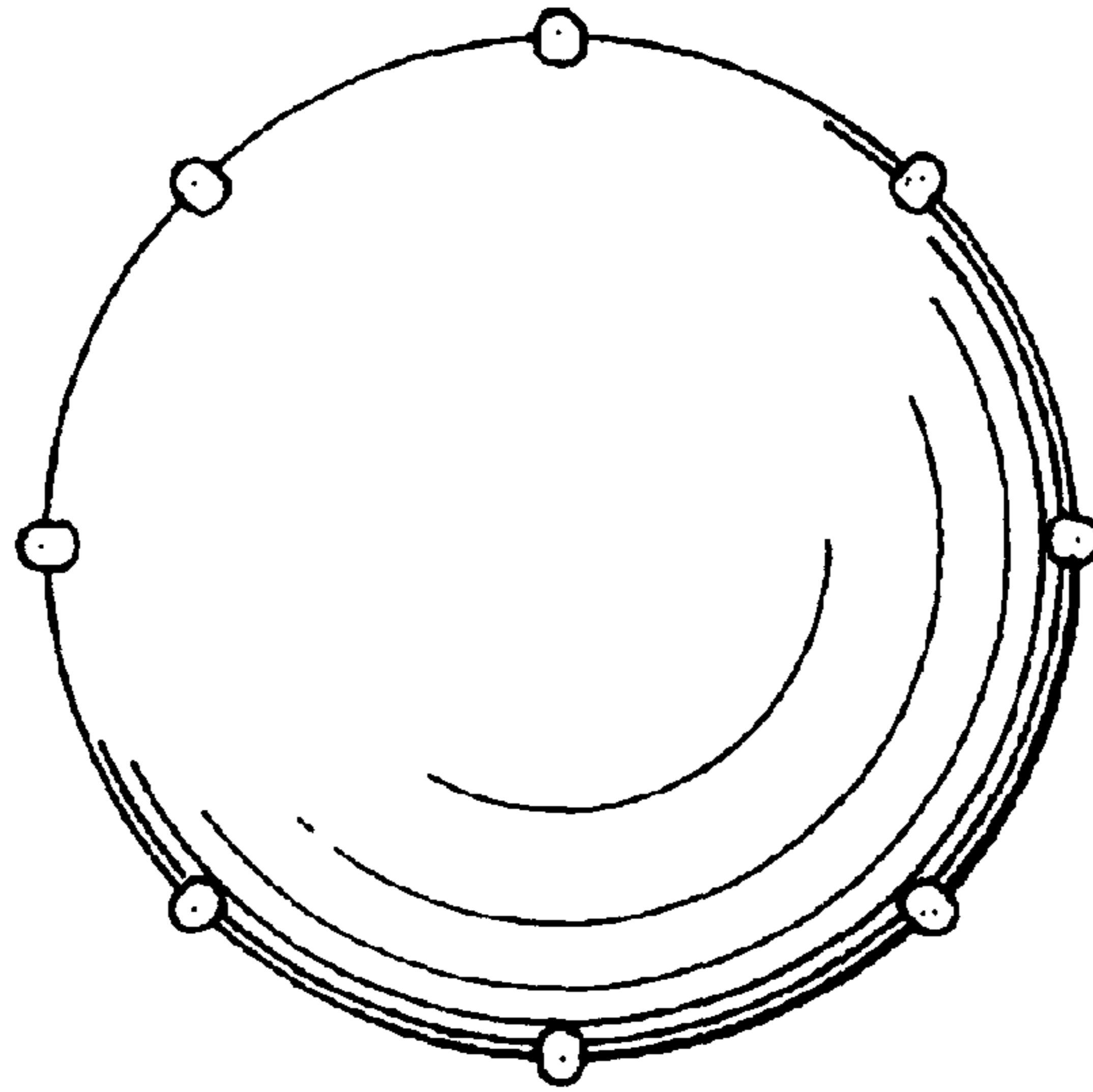


FIG. 4

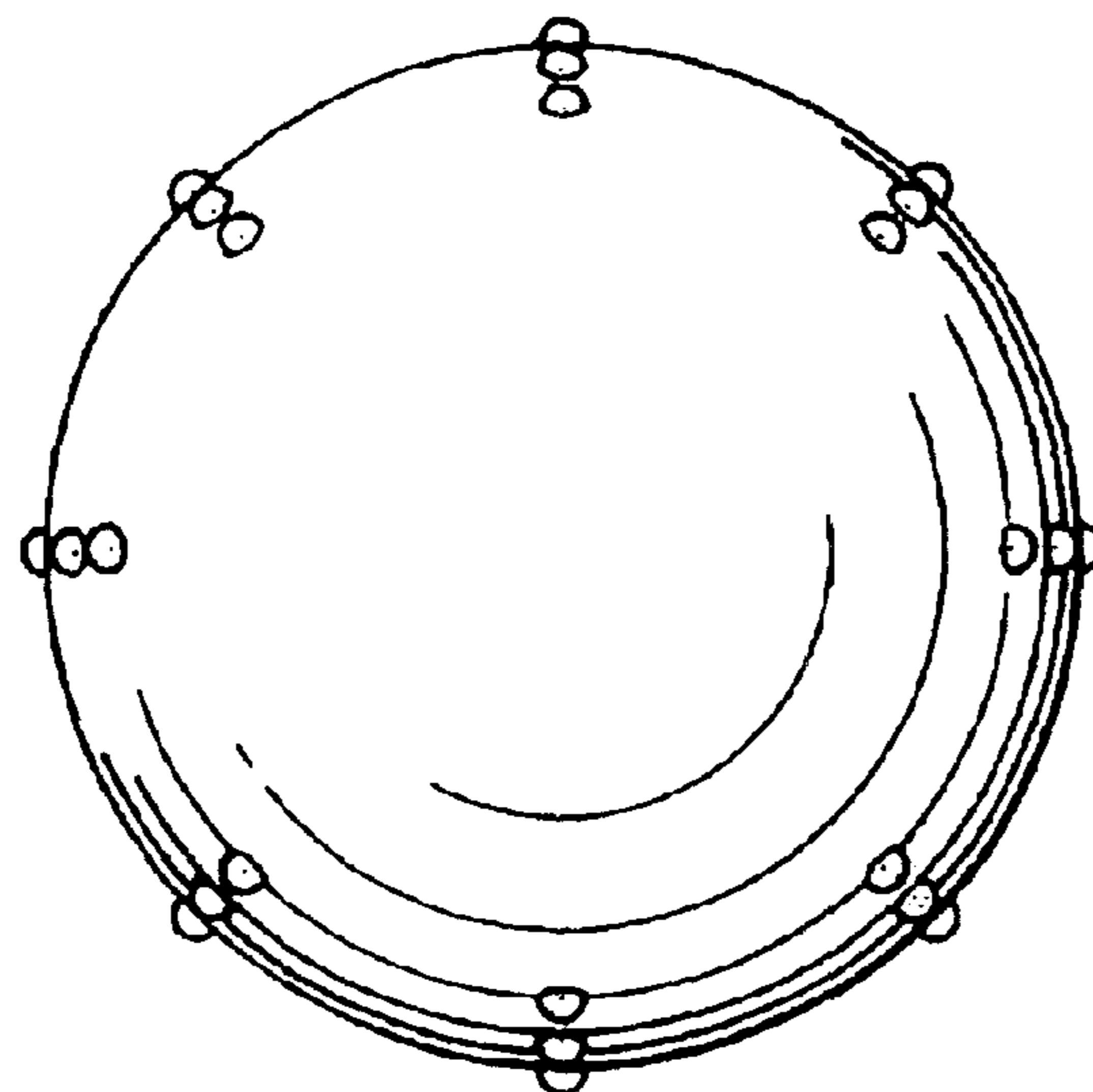


FIG. 5

