



US00D498828S

(12) **United States Design Patent**
Chiu

(10) **Patent No.:** **US D498,828 S**

(45) **Date of Patent:** **** Nov. 23, 2004**

(54) **INFLATABLE BATHTUB**

(75) **Inventor:** **Chia-Ching Chiu, Taipei (TW)**

(73) **Assignee:** **Homecare Products, Inc., Kent, WA (US)**

(**) **Term:** **14 Years**

(21) **Appl. No.:** **29/197,352**

(22) **Filed:** **Jan. 12, 2004**

Related U.S. Application Data

(63) Continuation of application No. 10/143,725, filed on May 9, 2002, now abandoned.

(51) **LOC (7) Cl.** **23-02**

(52) **U.S. Cl.** **D23/280.1**

(58) **Field of Search** D23/270-271,
D23/276-278, 280.1, 303-304; D24/204-205;
4/538-539, 545-546, 580, 584-586, 588,
DIG. 18

(56) **References Cited**

U.S. PATENT DOCUMENTS

D224,306 S * 7/1972 Anderson D23/278

D293,363 S * 12/1987 Everard D23/277
5,247,712 A * 9/1993 Williams 4/585
6,209,150 B1 * 4/2001 Hsu et al. 4/585

* cited by examiner

Primary Examiner—Robert A. Delehanty

(74) *Attorney, Agent, or Firm*—Christensen O'Connor Johnson Kindness PLLC

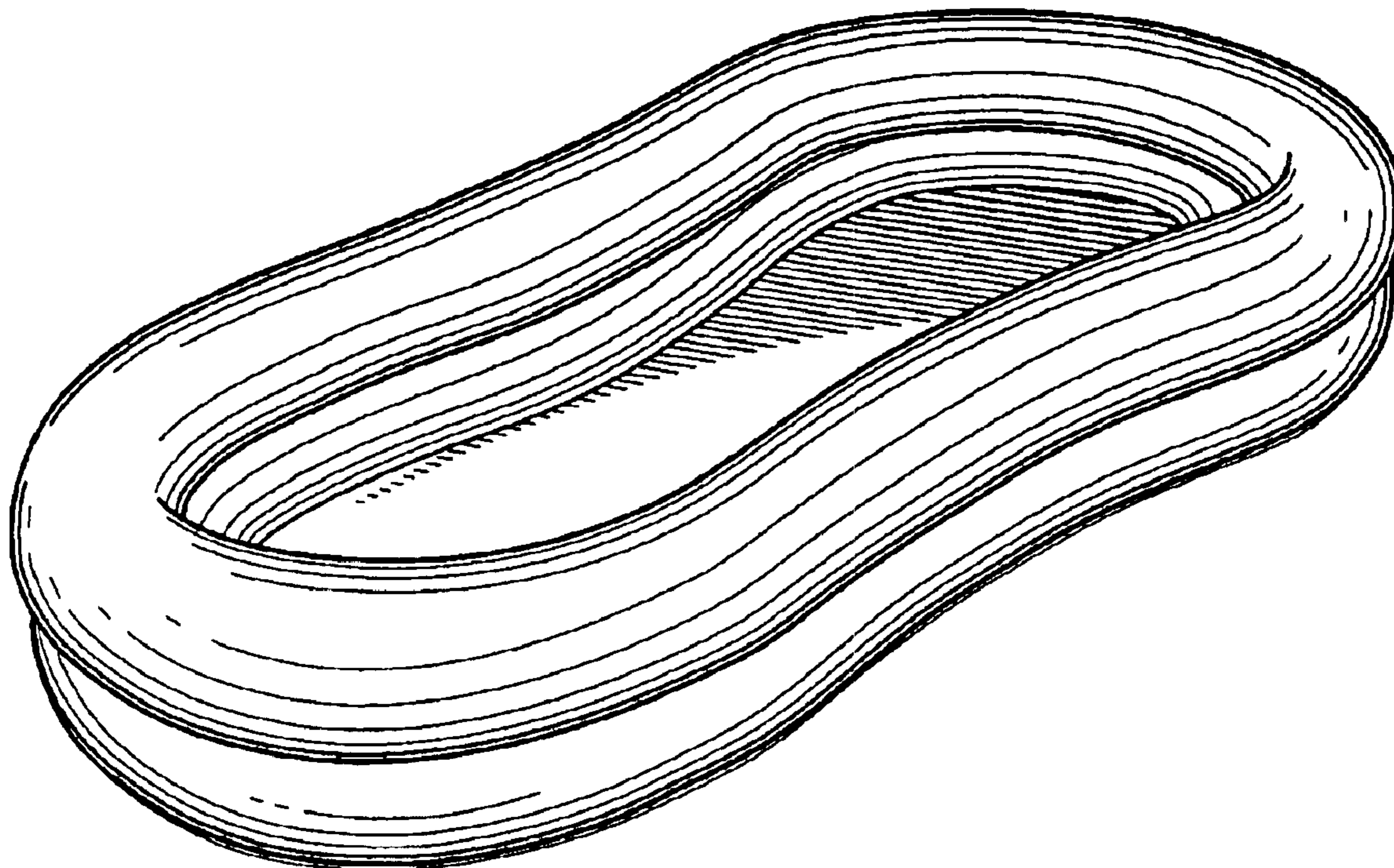
(57) **CLAIM**

The ornamental design for an inflatable bathtub, as shown and described.

DESCRIPTION

FIG. 1 is a perspective view of the inflatable bathtub; FIG. 2 is a top view of the inflatable bathtub of FIG. 1; FIG. 3 is a bottom view of the inflatable bathtub of FIG. 1; FIG. 4 is a front elevational view of the inflatable bathtub of FIG. 1, FIG. 5 is a rear elevational view of the inflatable bathtub of FIG. 1, and, FIG. 6 is a side elevational view of the inflatable bathtub of FIG. 1, the side elevational view of the inflatable bathtub taken from the side opposite of FIG. 6 being substantially identical to FIG. 6.

1 Claim, 2 Drawing Sheets



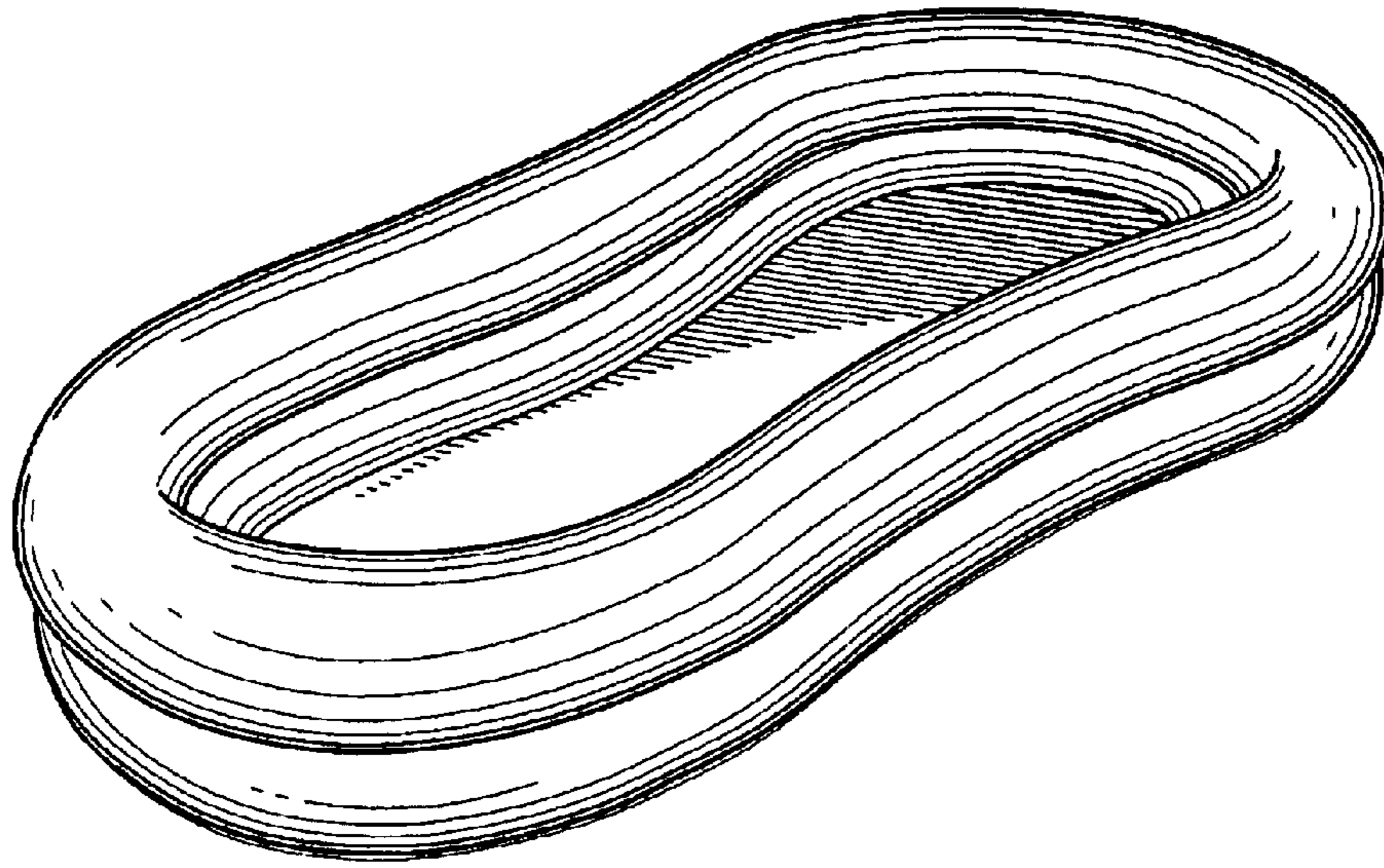


Fig. 1.

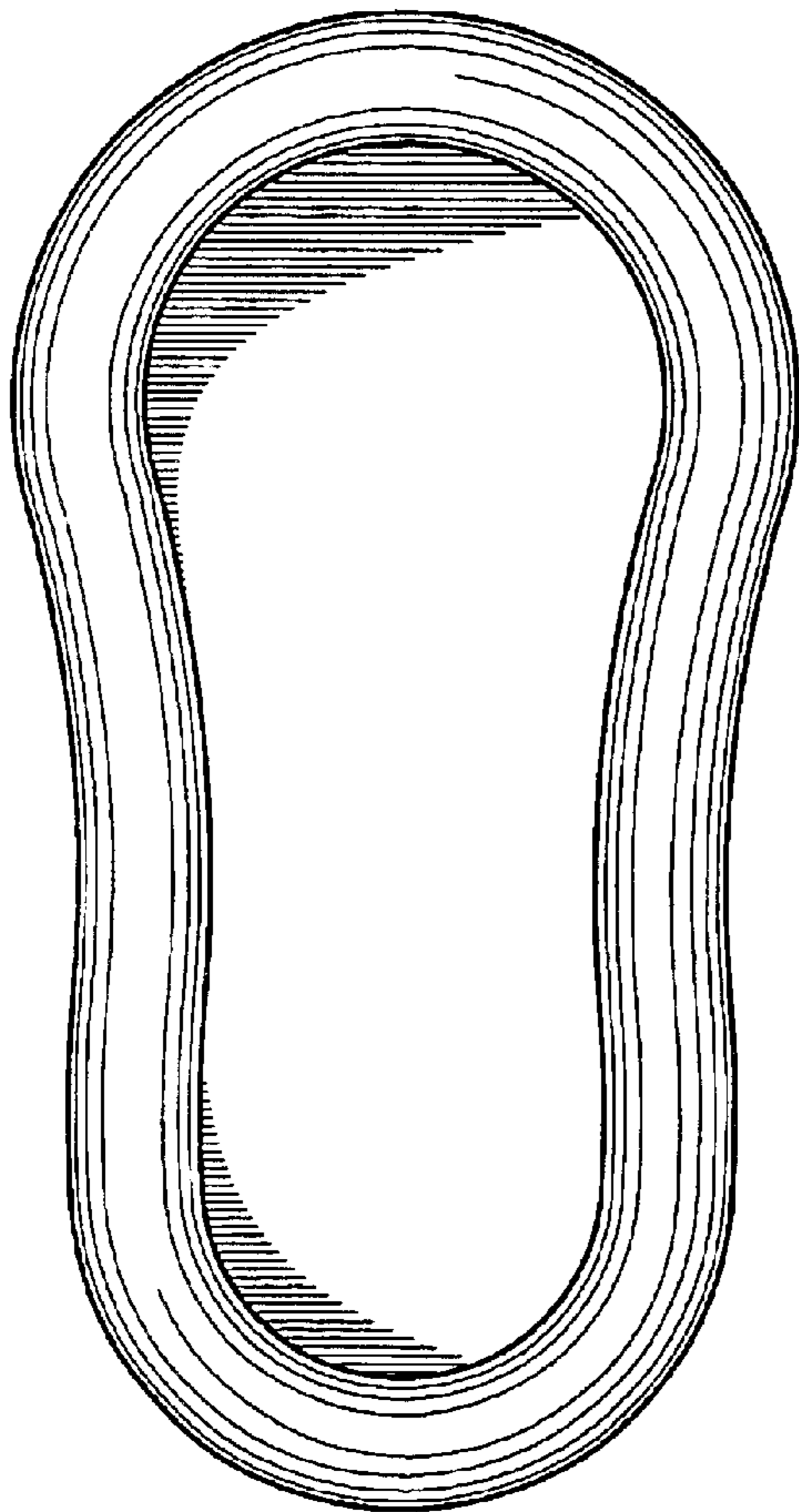


Fig. 2.

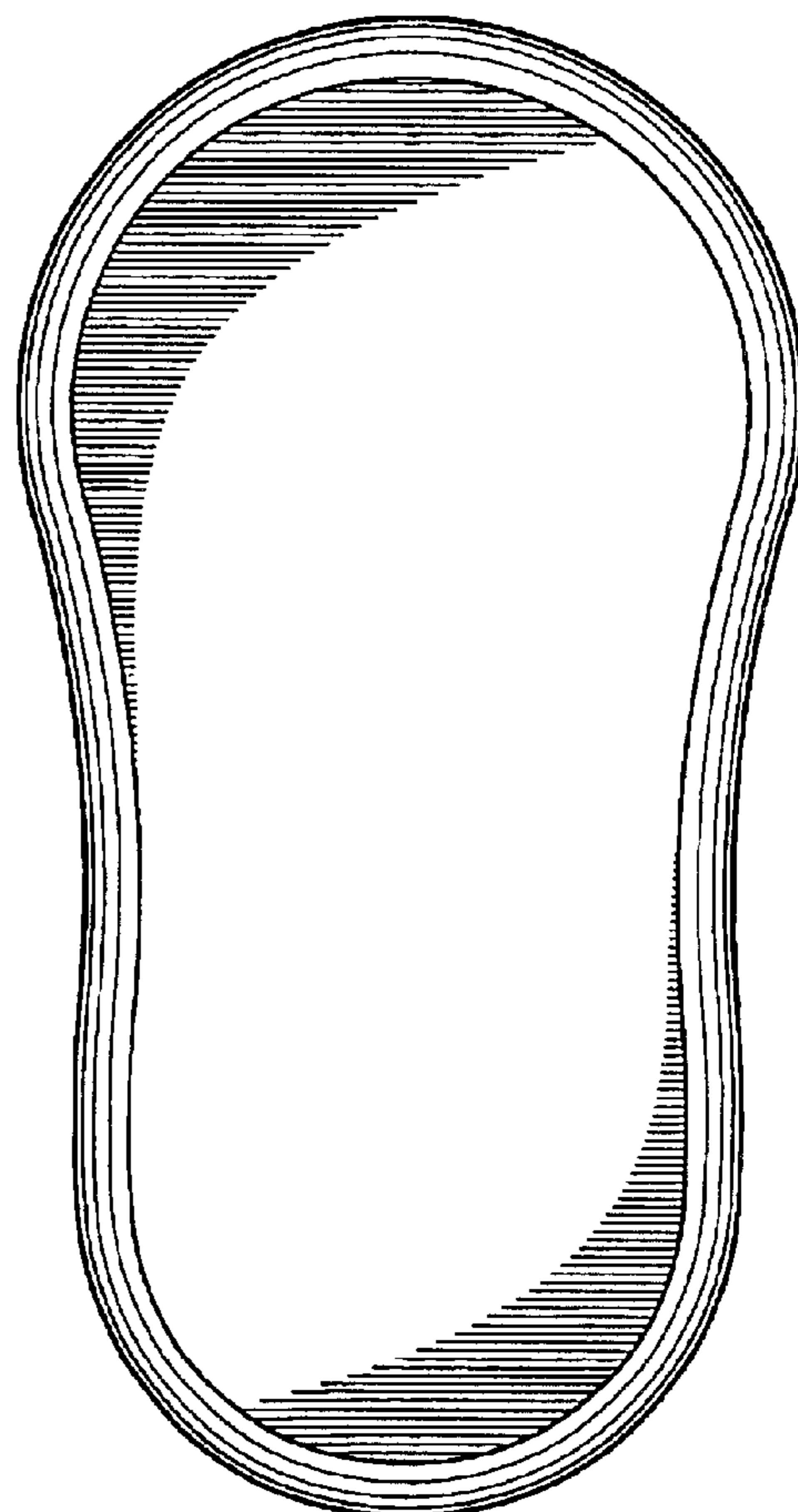


Fig. 3.




Fig. 4.




Fig. 5.




Fig. 6.