

US00D498813S

(12) **United States Design Patent**
Nichols

(10) **Patent No.:** **US D498,813 S**

(45) **Date of Patent:** **** Nov. 23, 2004**

(54) **FISHING WEIGHT**

(75) **Inventor:** **Mark S. Nichols, Stuart, FL (US)**

(73) **Assignee:** **D.O.A., Inc., Stuart, FL (US)**

(**) **Term:** **14 Years**

(21) **Appl. No.:** **29/182,856**

(22) **Filed:** **Jun. 2, 2003**

(51) **LOC (7) Cl.** **22-05**

(52) **U.S. Cl.** **D22/145**

(58) **Field of Search** D22/146, 145,
D22/134, 144, 199; 43/44.89, 44.9, 44.91,
44.96, 43.11, 43.13, 44.95

(56) **References Cited**

U.S. PATENT DOCUMENTS

1,050,748	A	*	1/1913	Paulsson	43/44.89
3,557,486	A	*	1/1971	Wright	43/44.89
4,145,833	A	*	3/1979	Ratte	43/44.89
4,459,775	A	*	7/1984	Ratte	43/44.89
D359,545	S	*	6/1995	Canler	D22/145
D375,783	S	*	11/1996	Galligan, III	D22/145
D401,997	S	*	12/1998	Lee	D22/145

D401,998 S * 12/1998 Lee D22/145

* cited by examiner

Primary Examiner—Catherine R. Oliver

(74) *Attorney, Agent, or Firm*—Gregory A. Nelson;
Michael K. Dixon; Akerman Senterfitt

(57) **CLAIM**

The ornamental design for a fishing weight, as shown and described.

DESCRIPTION

FIG. 1 is a perspective view of a top side of a fishing weight according to the invention.

FIG. 2 is a top view of the fishing weight of FIG. 1.

FIG. 3 is a bottom view of the fishing weight of FIG. 1.

FIG. 4 is a left side view of the fishing weight of FIG. 1.

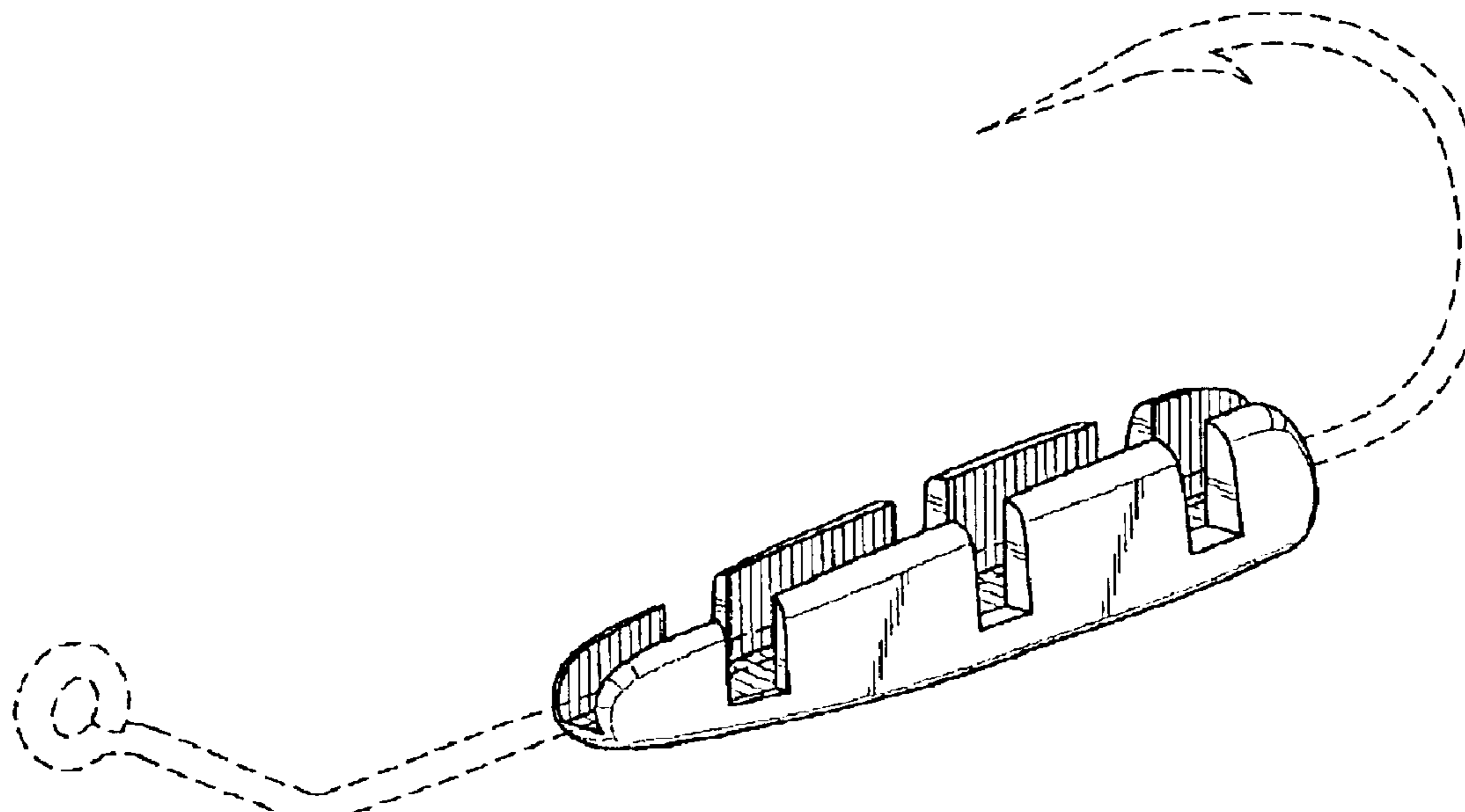
FIG. 5 is a right side view of the fishing weight of FIG. 1.

FIG. 6 is a rear view of the fishing weight of FIG. 1; and,

FIG. 7 is a front view of the fishing weight of FIG. 1.

The broken line showing of environment in FIG. 1 is for illustrative purposes only and forms no part of the claimed design.

1 Claim, 1 Drawing Sheet



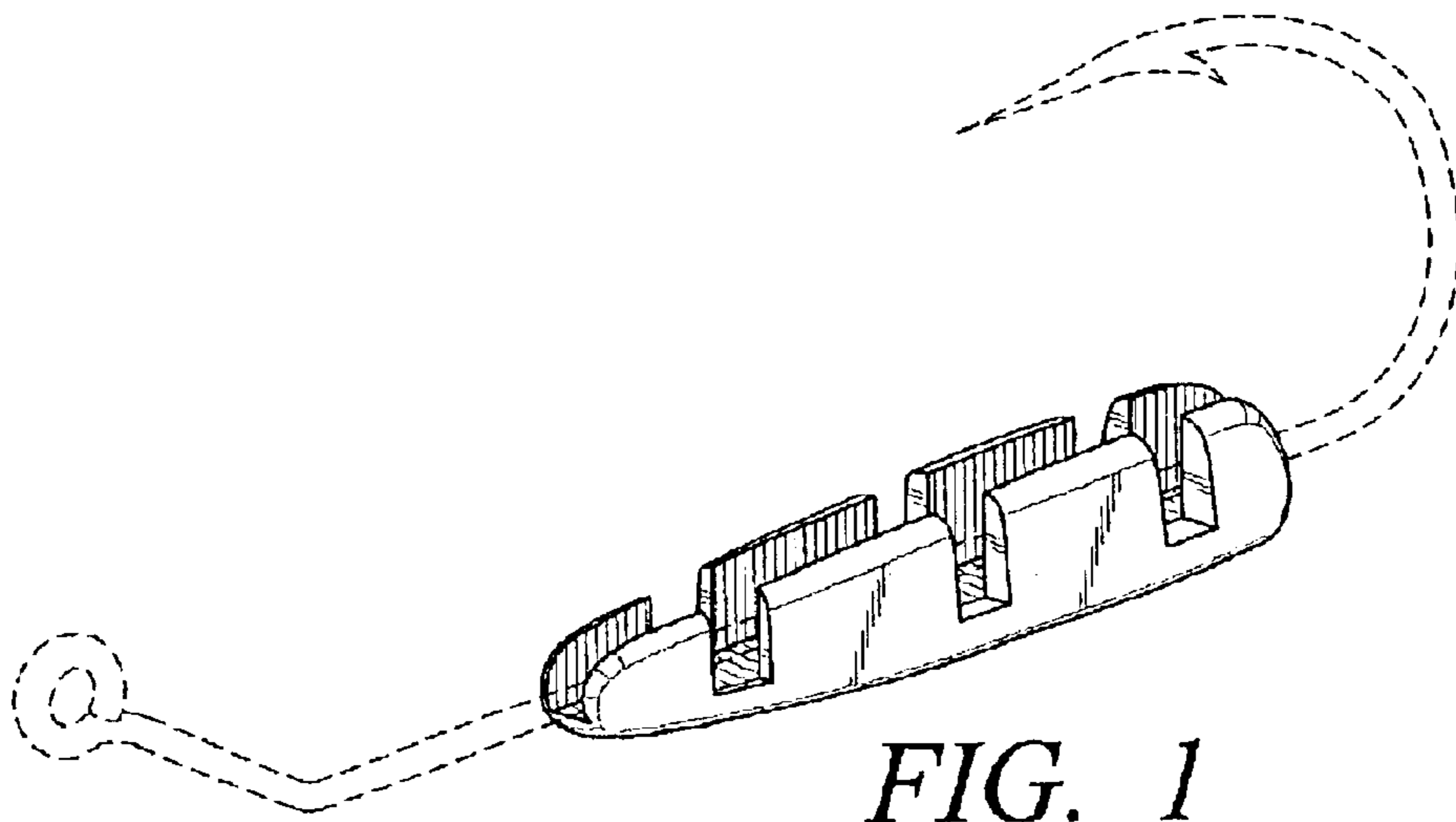


FIG. 1

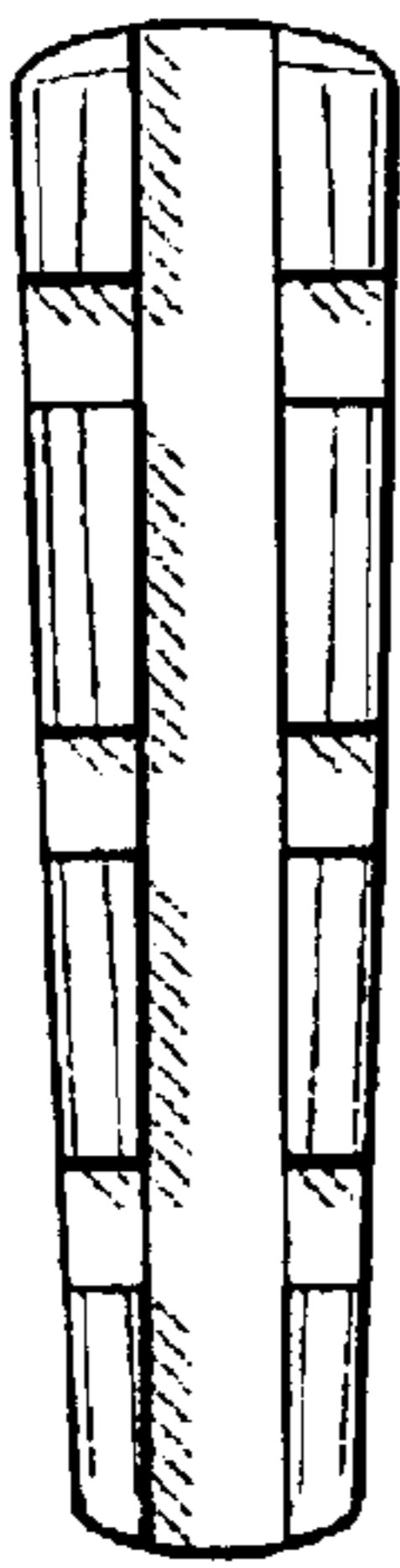


FIG. 2



FIG. 3

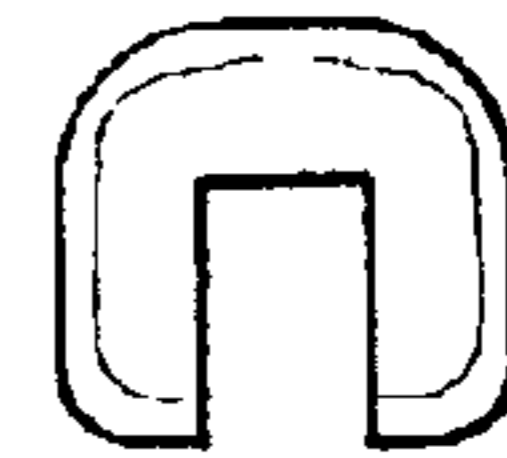


FIG. 6

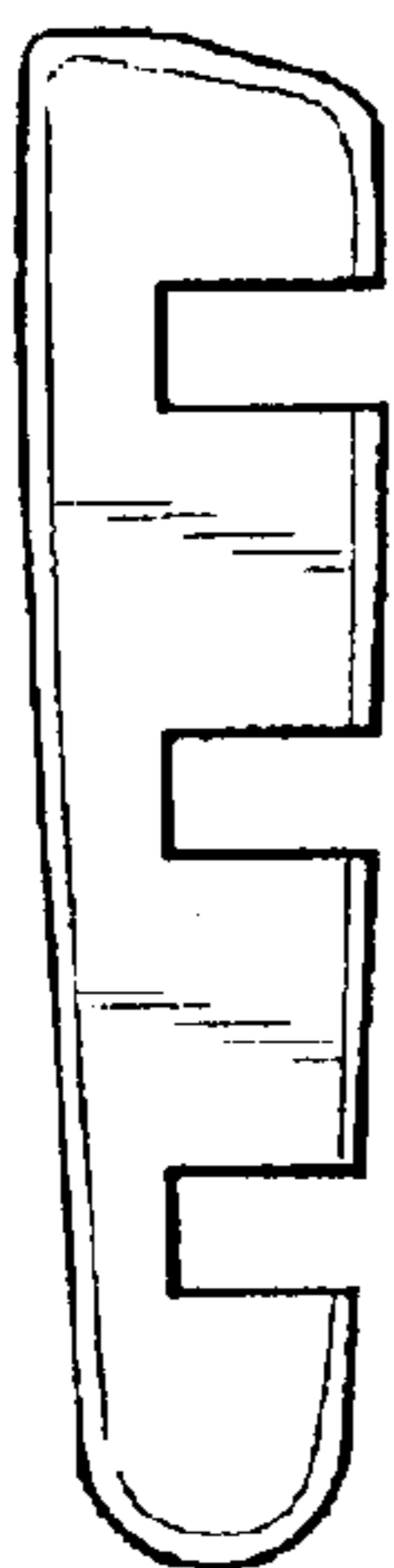


FIG. 4

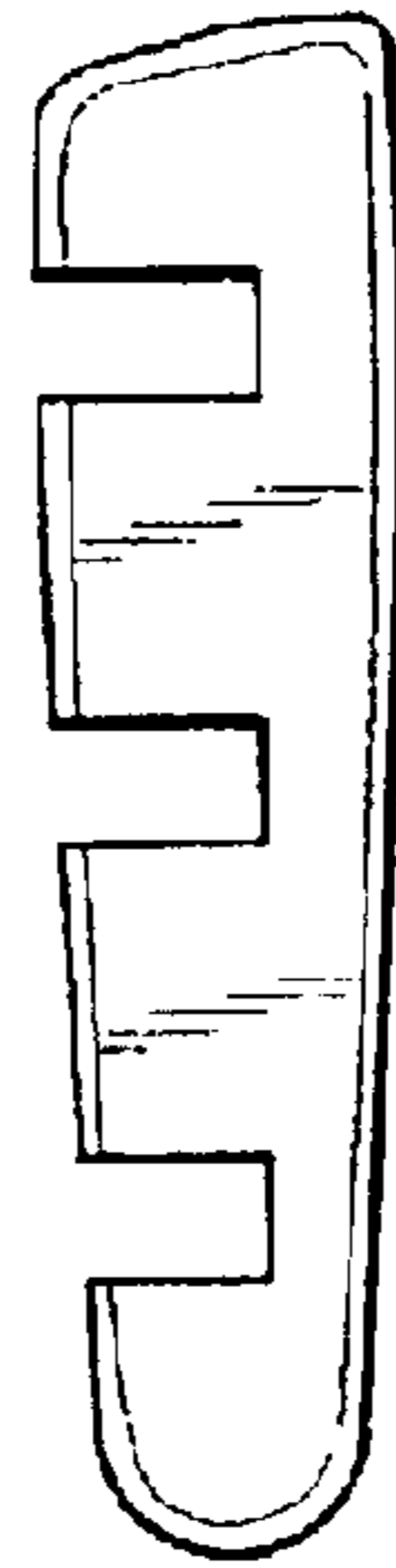


FIG. 5

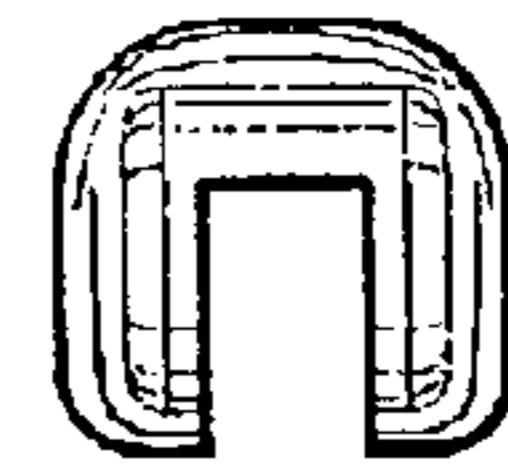


FIG. 7