

US00D498810S

(12) **United States Design Patent**
Stanisewski, Jr.

(10) **Patent No.:** **US D498,810 S**

(45) **Date of Patent:** **** Nov. 23, 2004**

(54) **SNOW-SKATEBOARD**

(76) **Inventor:** **Albert Stanisewski, Jr.**, 711 Suffield St., Agawam, MA (US) 01001

(**) **Term:** **14 Years**

(21) **Appl. No.:** **29/189,336**

(22) **Filed:** **Sep. 3, 2003**

Related U.S. Application Data

(63) Continuation-in-part of application No. 09/094,095, filed on Jun. 9, 1998, now abandoned.

(51) **LOC (7) Cl.** **21-02**

(52) **U.S. Cl.** **D21/760**

(58) **Field of Search** D21/760-771,
D21/801; D12/6, 11, 8; 280/14.21, 14.22-14.26,
18, 600-610, 28, 28.11, 87.01, 87.041,
87.042

(56) **References Cited**

U.S. PATENT DOCUMENTS

- 5,538,272 A * 7/1996 Peart 280/602
- D373,400 S * 9/1996 Ogata et al. D21/761
- 5,871,224 A * 2/1999 Vance 280/608
- D414,832 S * 10/1999 Shields D21/760
- D417,250 S * 11/1999 Colin D21/766
- 6,189,912 B1 * 2/2001 Ritzinger 280/14.21

- D442,247 S * 5/2001 Koester et al. D21/760
- D457,587 S * 5/2002 Wolf D21/760
- D463,839 S * 10/2002 Fireman et al. D21/760

OTHER PUBLICATIONS

Seneca's Skateboards, Apr. 1, 1996.*

* cited by examiner

Primary Examiner—Raphael Barkai

(74) *Attorney, Agent, or Firm*—Barlow, Josephs & Holmes, Ltd.

(57) **CLAIM**

The ornamental design for a snow-skateboard, as shown and described.

DESCRIPTION

FIG. 1 is a perspective view showing my new design for a snow-skateboard;

FIG. 2 is a top plan thereof with the grip tape omitted for ease of illustration;


FIG. 3 is a bottom plan view thereof;

FIG. 4 is a left side view thereof, the right side view being similar;

FIG. 5 is a front elevational view thereof; and,

FIG. 6 is another perspective view thereof with grip tape placed on the top surface.

1 Claim, 4 Drawing Sheets



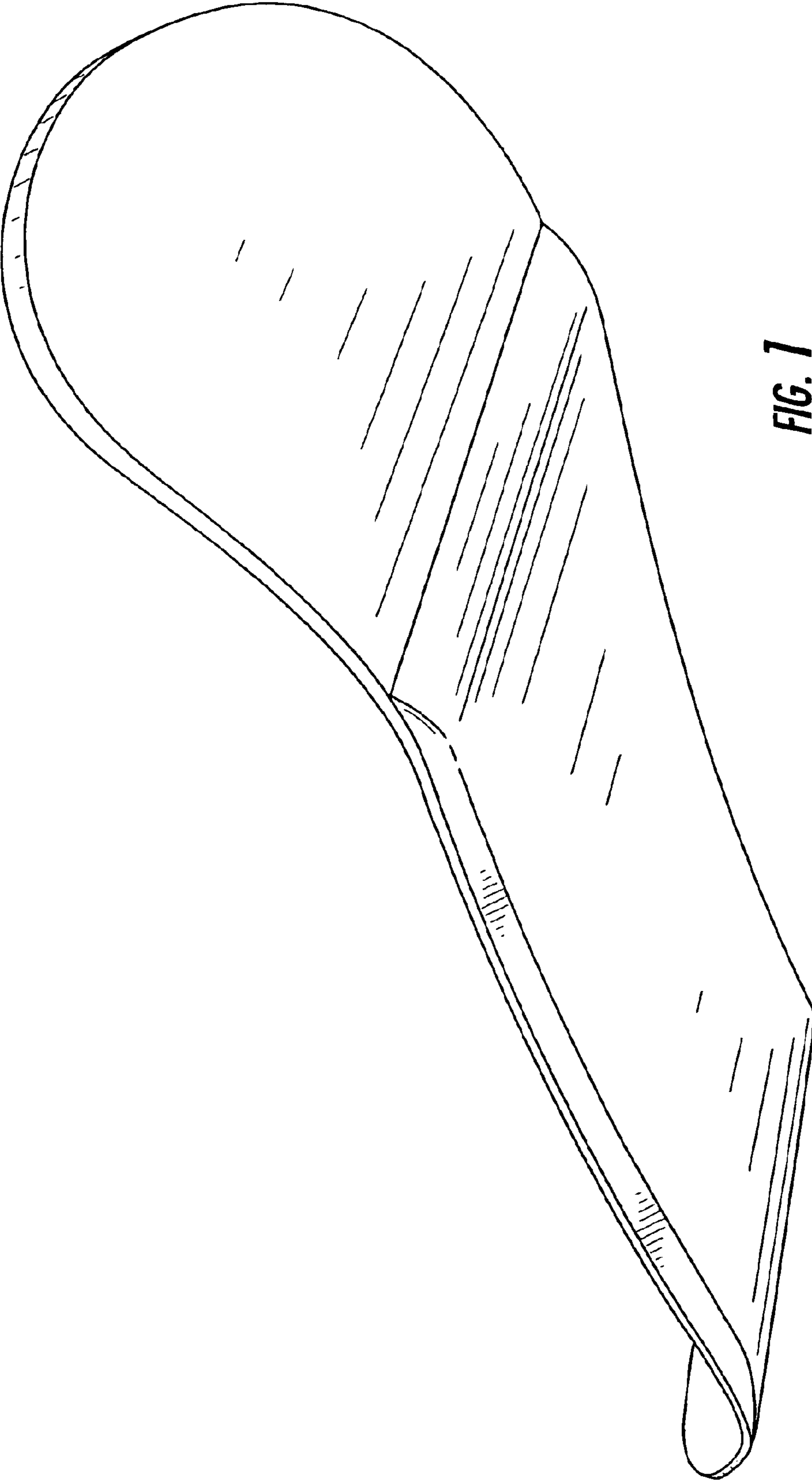


FIG. 1




FIG. 2




FIG. 3

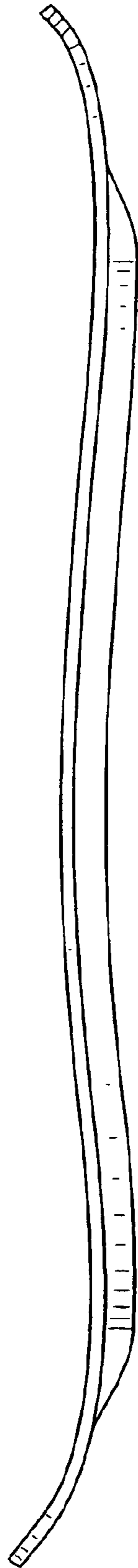


FIG. 4



FIG. 5

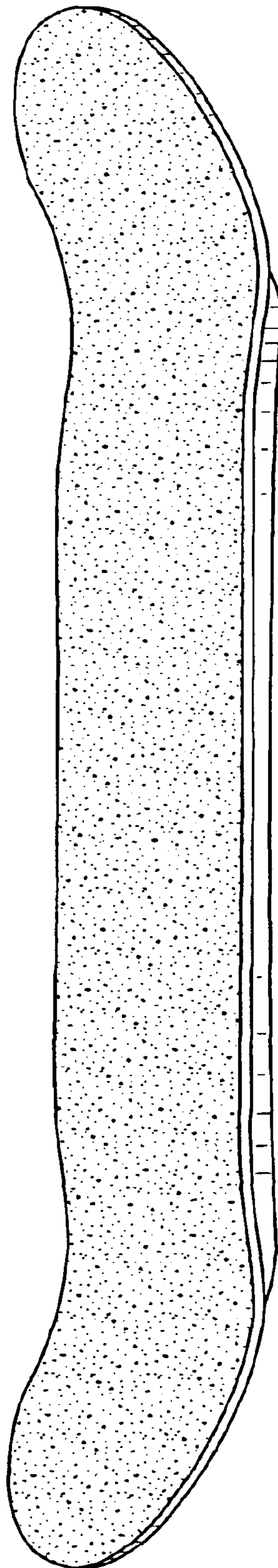


FIG. 6