



US00D498757S

(12) **United States Design Patent**
Serbinski et al.

(10) **Patent No.:** **US D498,757 S**

(45) **Date of Patent:** **** Nov. 23, 2004**

(54) **FLAT PANEL MONITOR**

(75) Inventors: **Andrew Serbinski**, Annandale, NJ (US); **Jason C. Billig**, Hoboken, NJ (US); **Mirzat Koc**, Brooklyn, NY (US); **Michael B. Langen**, Leominster, MA (US); **David P. Henry**, Methuen, MA (US)

(73) Assignee: **3M Innovative Properties Company**, St. Paul, MN (US)

(**) Term: **14 Years**

(21) Appl. No.: **29/196,495**

(22) Filed: **Dec. 30, 2003**

(51) **LOC (7) Cl.** **14-02**

(52) **U.S. Cl.** **D14/375**

(58) **Field of Search** D14/371-375,
D14/125-129, 337; 345/104, 156, 168,
173, 87, 901-905; 348/180, 184, 325, 739;
349/1, 2, 11, 62; 248/917-924; 341/12

(56) **References Cited**

U.S. PATENT DOCUMENTS

D414,164 S 9/1999 Rorke et al.

D421,600 S * 3/2000 Chou D14/375
D421,747 S * 3/2000 Takizawa D14/375
D442,581 S * 5/2001 Su D14/337
D456,405 S * 4/2002 Neal et al. D14/374

* cited by examiner

Primary Examiner—Freda S. Nunn

(74) *Attorney, Agent, or Firm*—Robert J. Pechman

(57) **CLAIM**

The ornamental design for a flat panel monitor, as shown and described.

DESCRIPTION

FIG. 1 is a front perspective view of a flat panel monitor showing our new design;

FIG. 2 is a rear perspective view thereof;

FIG. 3 is a front view thereof;

FIG. 4 is a rear view thereof;



FIG. 5 is a side view thereof;

FIG. 6 is a bottom view thereof; and,

FIG. 7 is a top view thereof.

The broken lines are shown in the views for illustrative purposes only and form no part of the claimed design.

1 Claim, 6 Drawing Sheets






Fig. 1

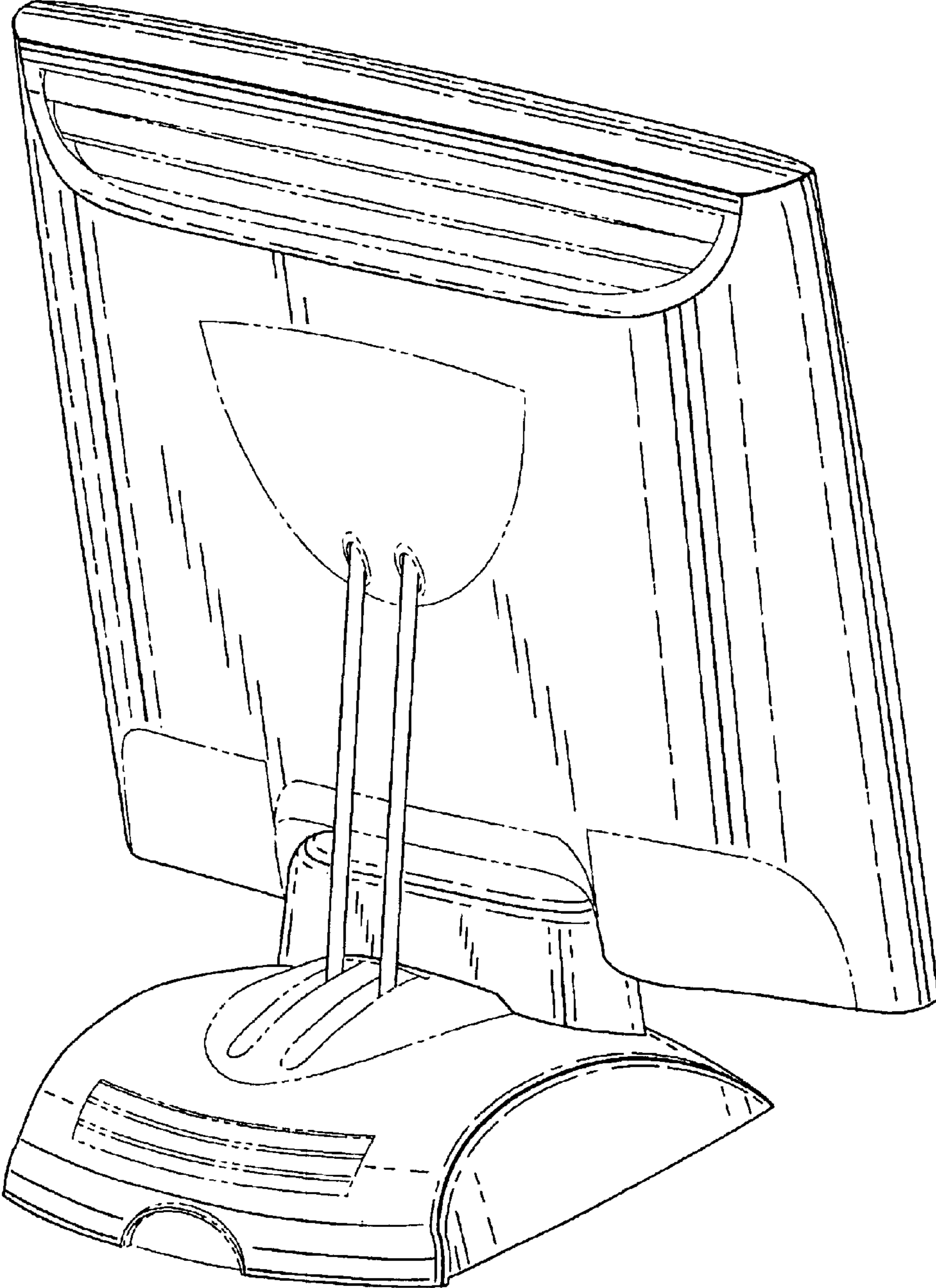


Fig. 2




Fig. 3

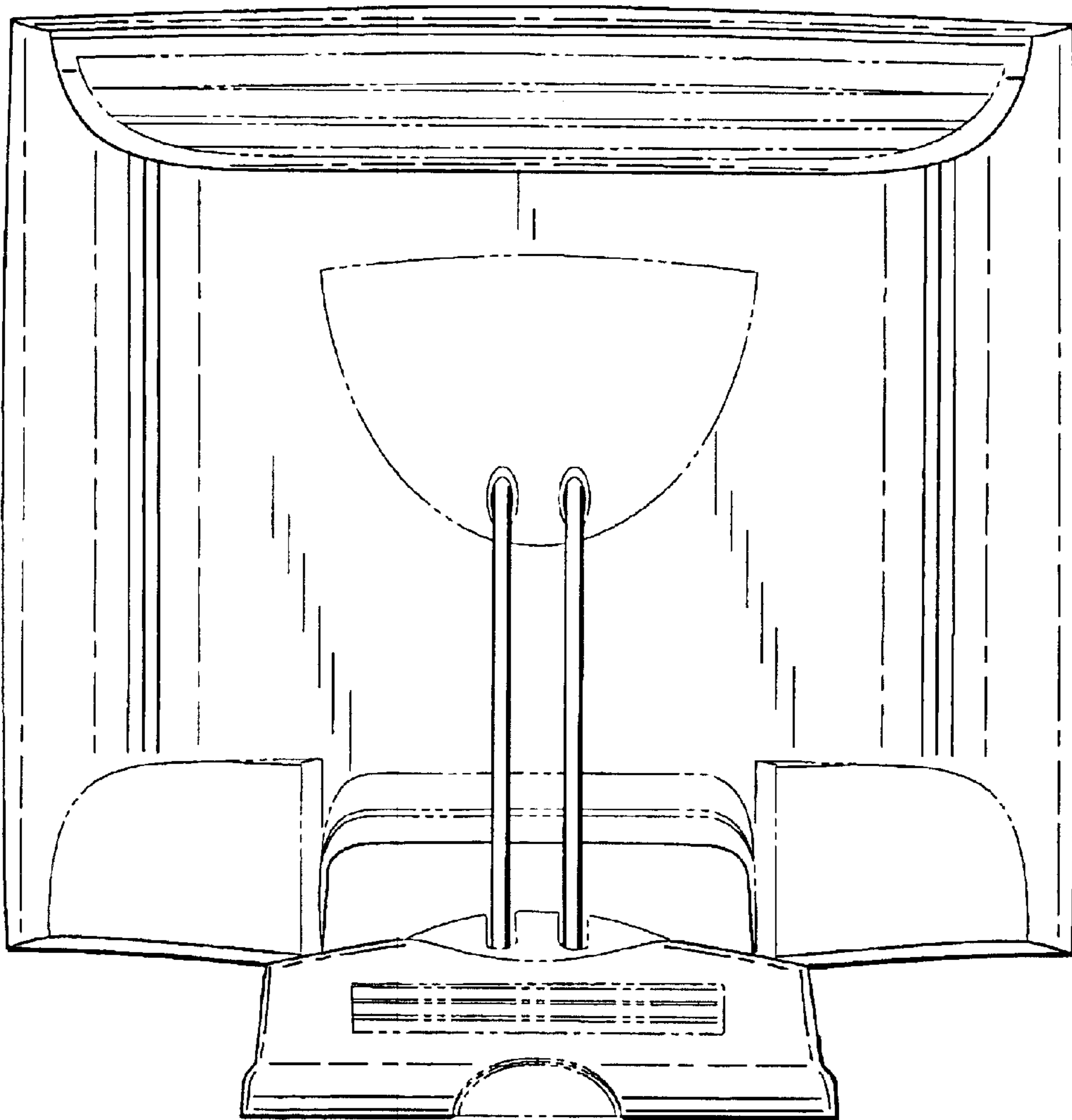


Fig. 4

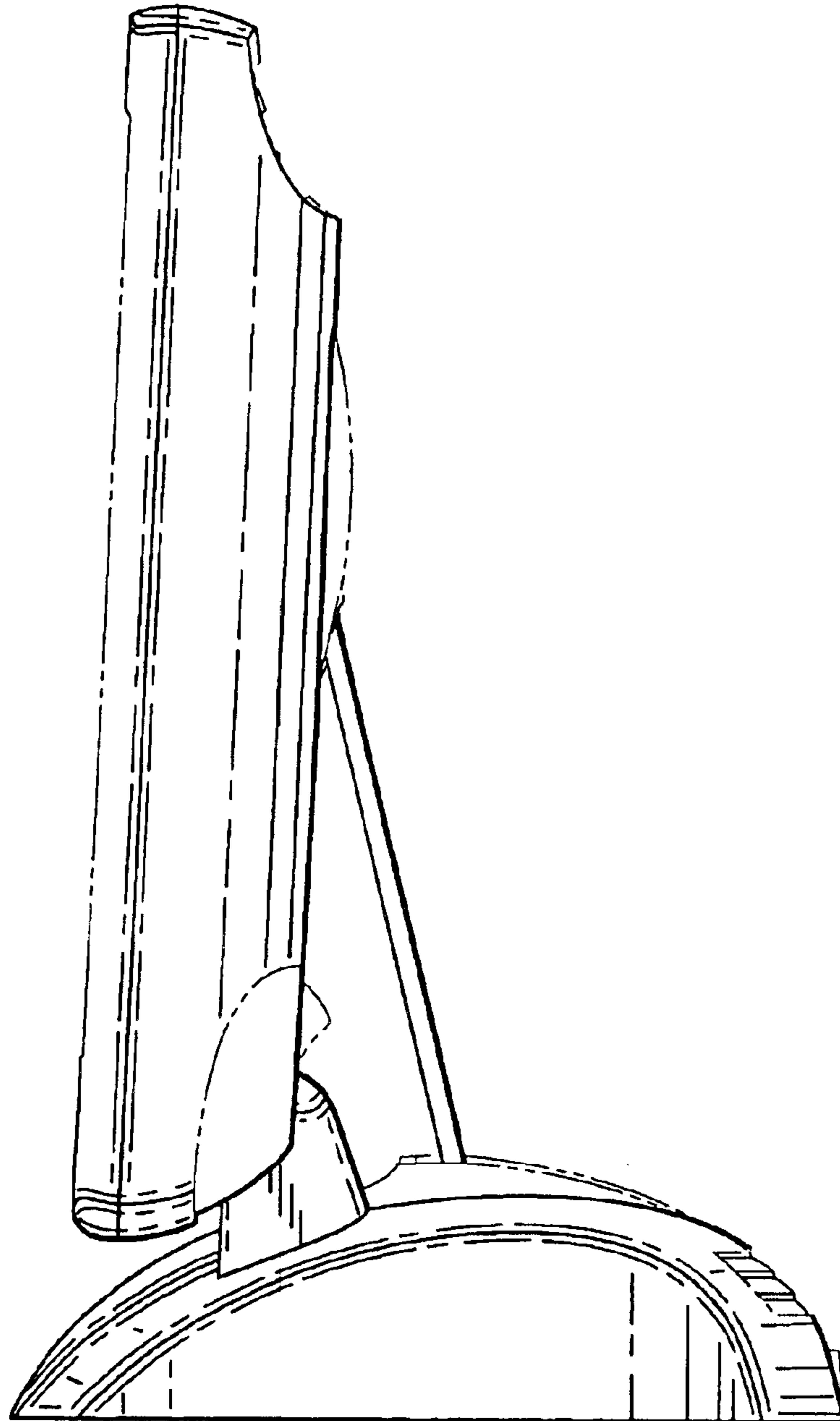


Fig. 5

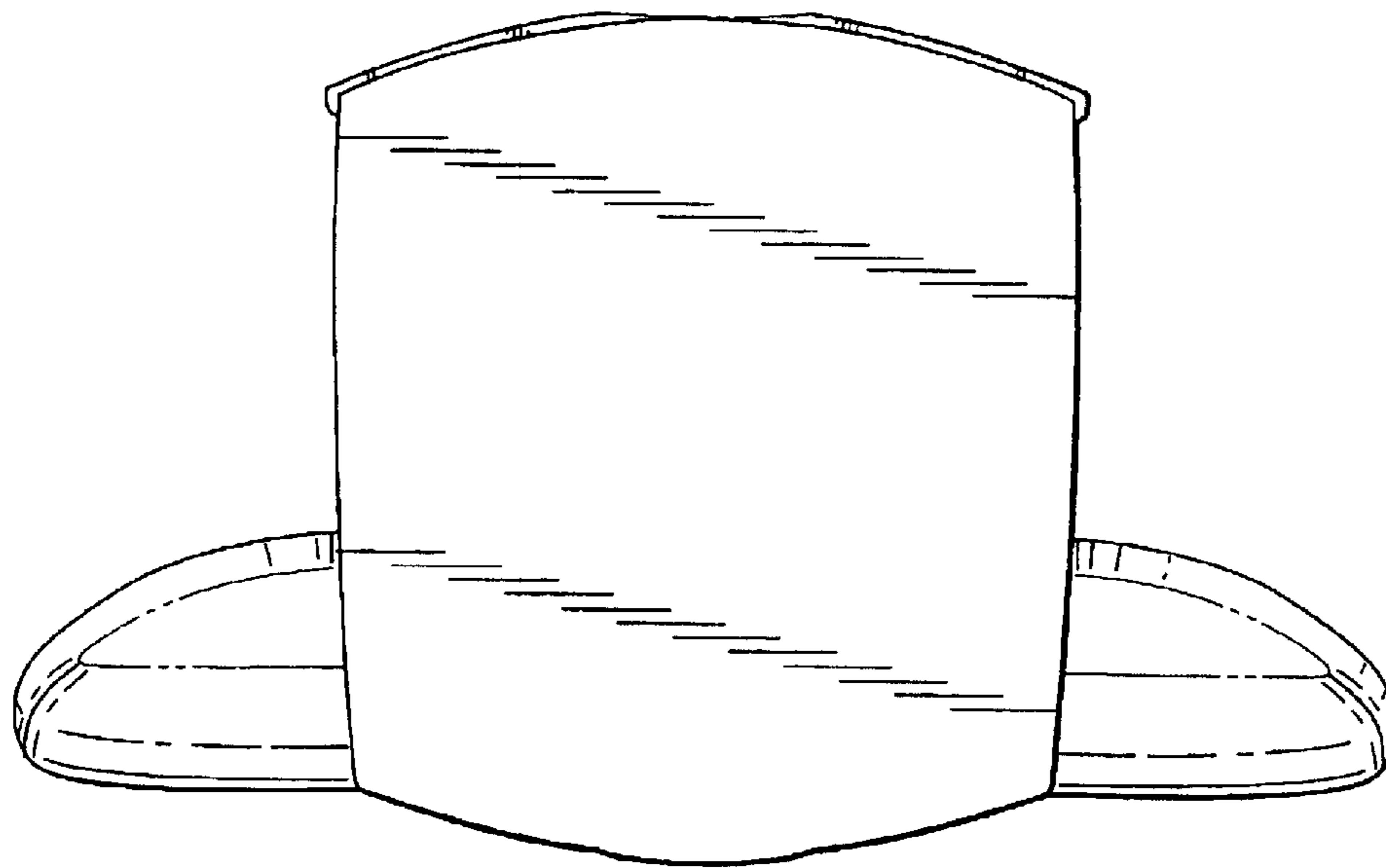


Fig. 6




Fig. 7