



US00D498749S

(12) **United States Design Patent**
Borsboom

(10) **Patent No.:** **US D498,749 S**

(45) **Date of Patent:** **** Nov. 23, 2004**

(54) **REMOTE CONTROL**

(75) Inventor: **Antonious M. Borsboom**, Singapore
(SG)

(73) Assignee: **Hannspree, Inc**, Taipei (TW)

(**) Term: **14 Years**

(21) Appl. No.: **29/198,667**

(22) Filed: **Feb. 2, 2004**

(30) **Foreign Application Priority Data**

Jan. 12, 2004 (TW) 93300168

(51) **LOC (7) Cl.** **14-03**

(52) **U.S. Cl.** **D14/218**

(58) **Field of Search** D14/174, 217,
D14/218, 137-139, 151, 191-193, 299,
167, 168; D13/168, 162-164; D21/512-517,
566; D10/104, 106; 455/352-355, 151.1-151.4,
128, 347, 90.3; 348/114, 734

(56) **References Cited**

U.S. PATENT DOCUMENTS

D387,352 S * 12/1997 Kaneko et al. D14/218

D387,766 S * 12/1997 Schultz et al. D14/218
D415,496 S * 10/1999 Gerba et al. D14/218
D415,735 S * 10/1999 Zuege D13/168
D485,828 S * 1/2004 Olson et al. D14/218

* cited by examiner

Primary Examiner—Ian Simmons

Assistant Examiner—John Windmuller

(74) *Attorney, Agent, or Firm*—Thomas, Kayden,
Horstemeyer & Risley

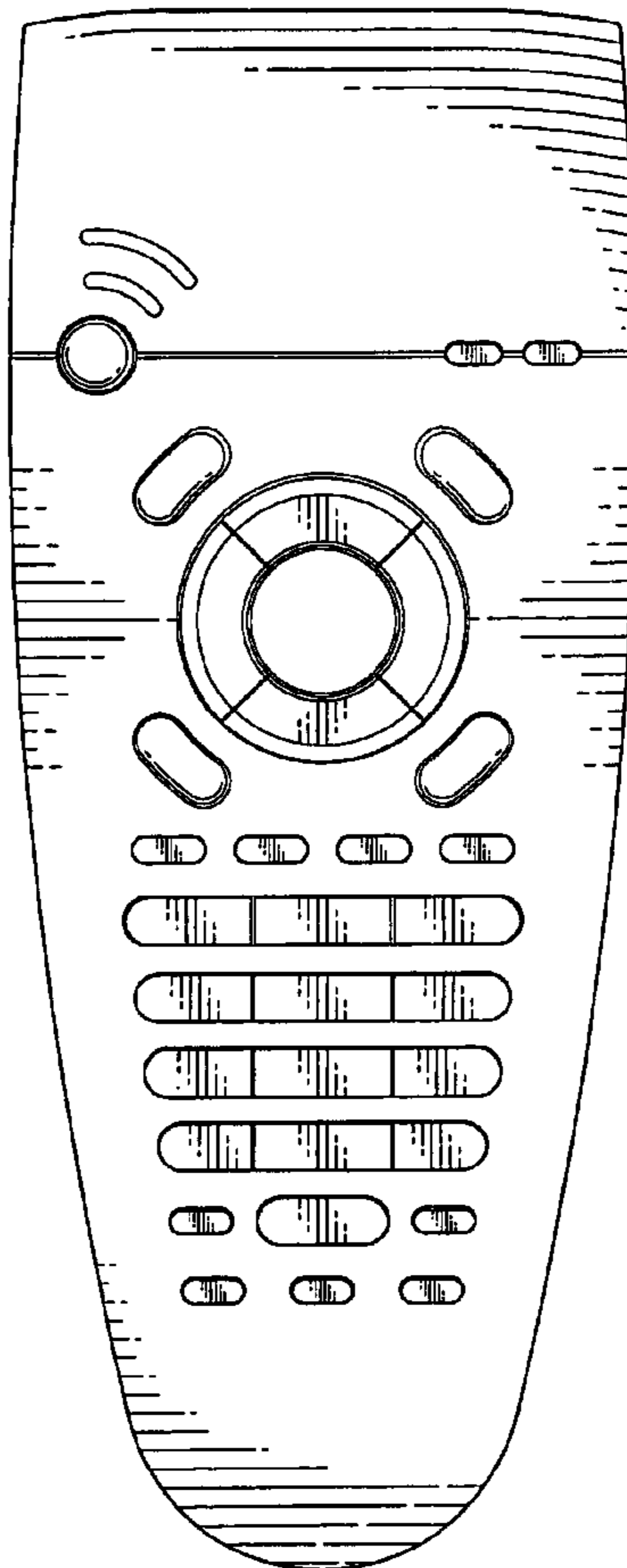
(57) **CLAIM**

The ornamental design for a remote control, as shown and described.

DESCRIPTION

FIG. 1 is a front perspective view thereof;
FIG. 2 is a front elevational view thereof;
FIG. 3 is a rear elevational view thereof;
FIG. 4 is a left side elevational view thereof;
FIG. 5 is a right side elevational view thereof;
FIG. 6 is a top plan view thereof; and,
FIG. 7 is a bottom plan view thereof.

1 Claim, 5 Drawing Sheets



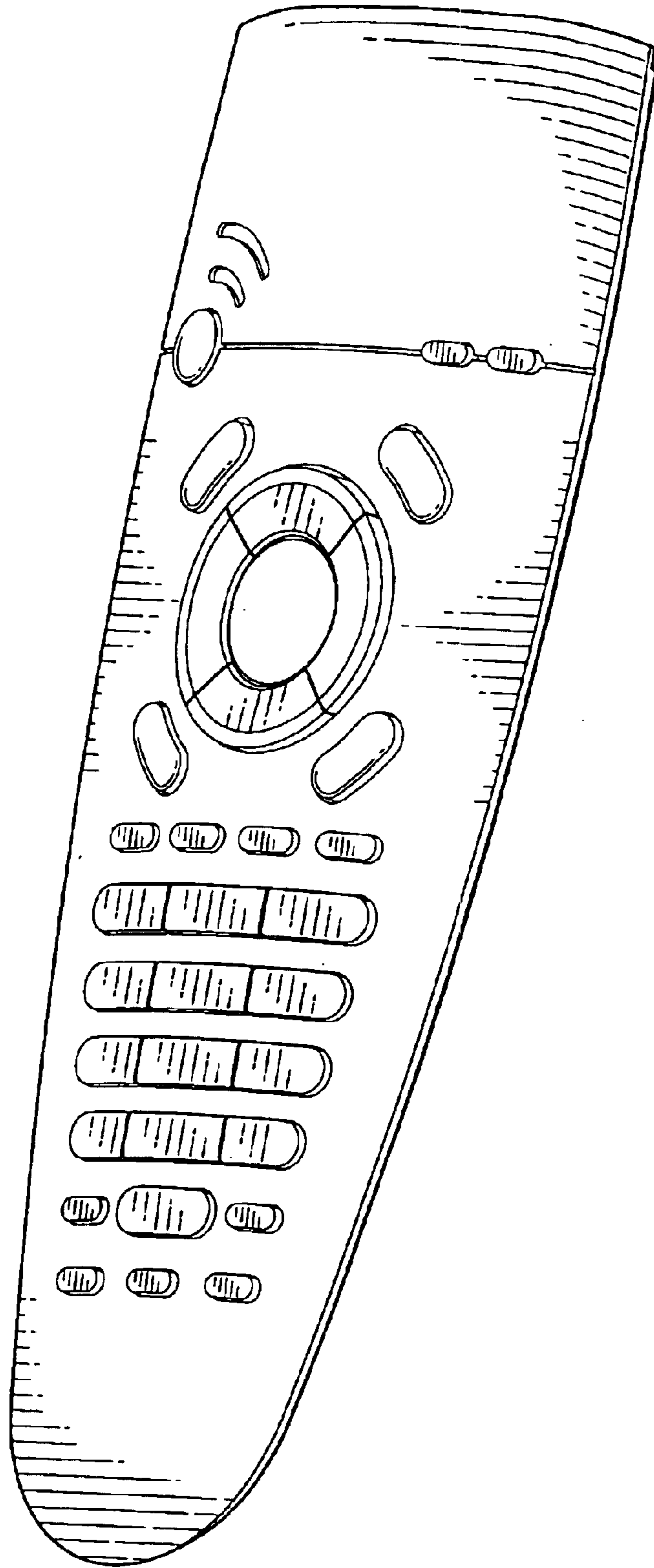


FIG. 1

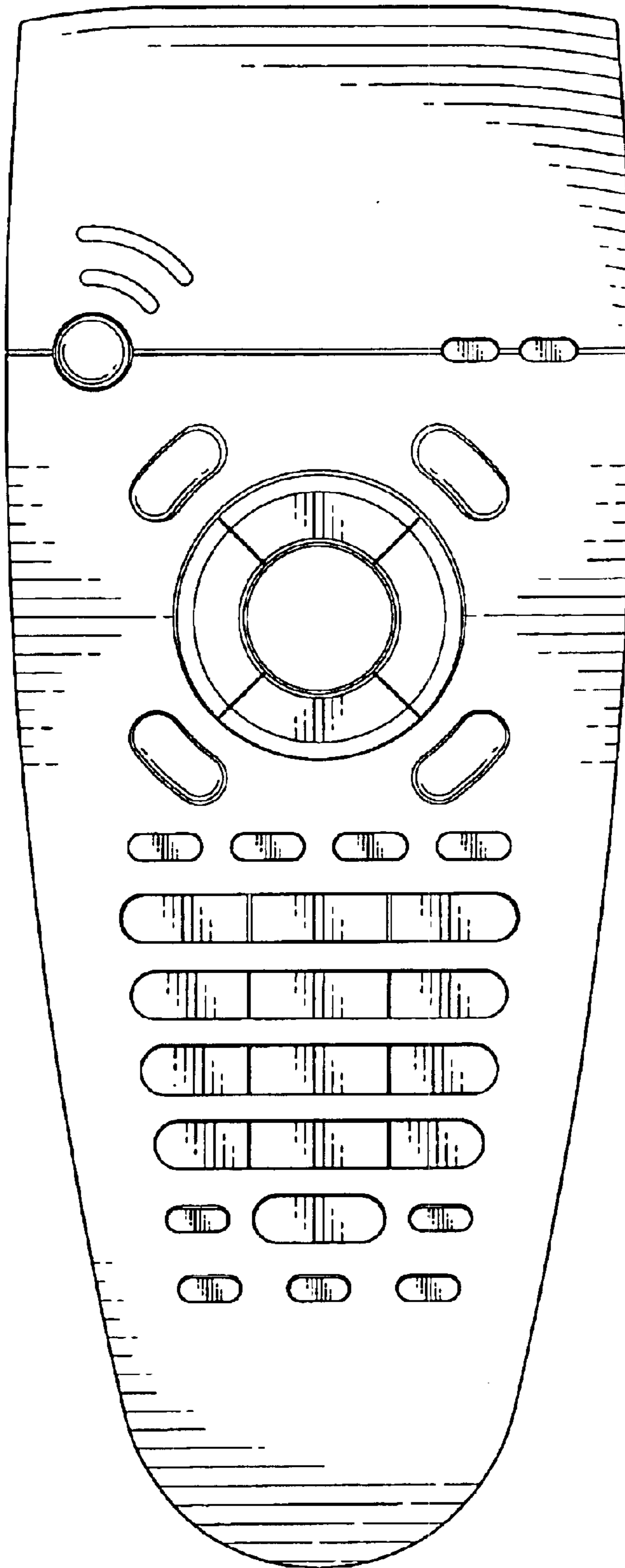


FIG. 2

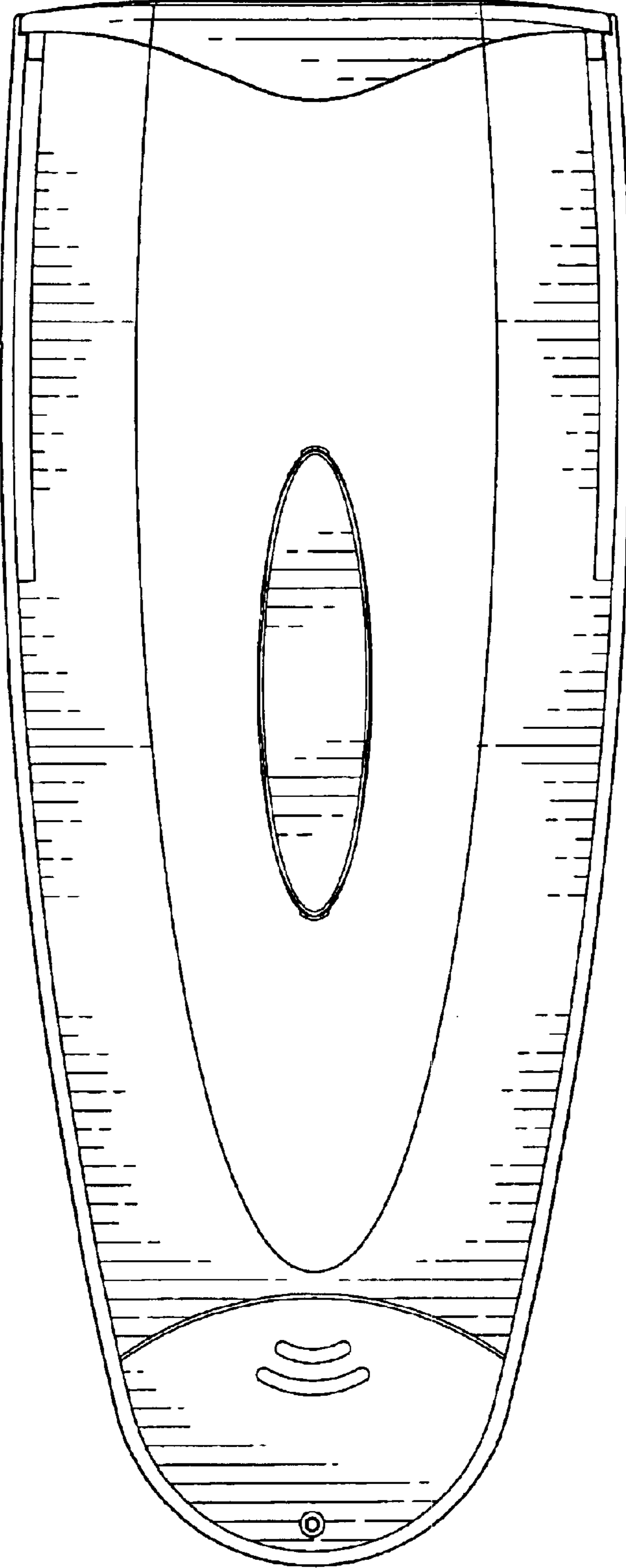


FIG. 3

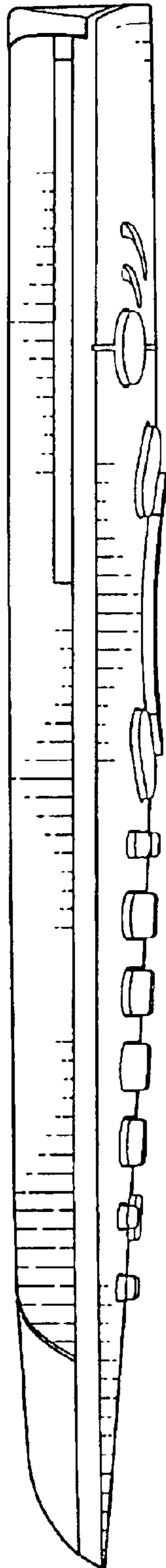


FIG. 4

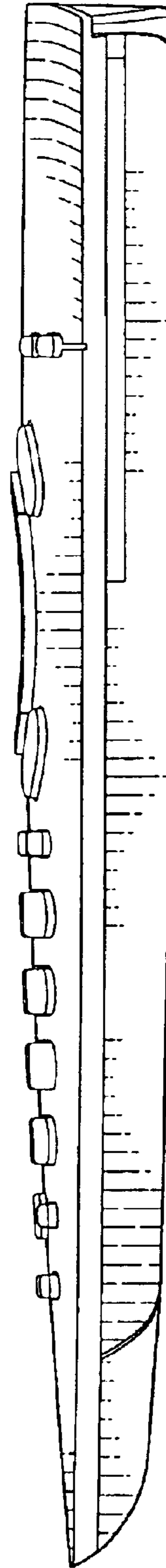


FIG. 5




FIG. 6

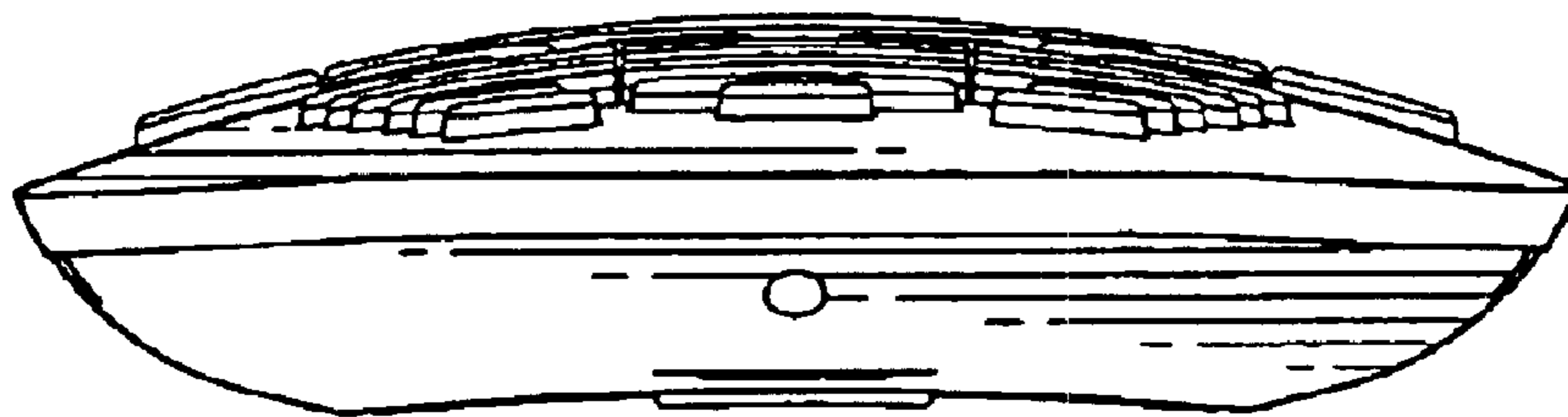


FIG. 7