

US00D498746S

(12) **United States Design Patent**
Solland

(10) **Patent No.:** **US D498,746 S**

(45) **Date of Patent:** **** Nov. 23, 2004**

(54) **LOUDSPEAKER**

(75) Inventor: **Kurt Solland**, Westlake Village, CA
(US)

(73) Assignee: **Harman International Industries,**
Incorporated, Northridge, CA (US)

(**) Term: **14 Years**

(21) Appl. No.: **29/187,166**

(22) Filed: **Jul. 29, 2003**

(51) **LOC (7) Cl.** **14-01**

(52) **U.S. Cl.** **D14/214; D14/211**

(58) **Field of Search** D14/204, 207,
D14/209-216, 356; 181/143-144, 147-148,
150, 157, 198-199, 151, 153; 381/300-302,
306, 333, 345, 361-364, 386-388, 332,
336

(56) **References Cited**

U.S. PATENT DOCUMENTS

D74,218 S 1/1928 Grau

2,888,090 A 5/1959 Wylezik
3,194,339 A * 7/1965 Pawlowski 181/146
D413,887 S 9/1999 Renk
D417,872 S 12/1999 Monson
D449,829 S * 10/2001 Gustavsson et al. D14/214
D477,307 S * 7/2003 Tierney D14/214

* cited by examiner

Primary Examiner—Nanda Bondade

(74) *Attorney, Agent, or Firm*—Plumsea Law Group, LLC

(57) **CLAIM**

The ornamental design for a loudspeaker, as shown and described.

DESCRIPTION

FIG. 1 is a perspective view of a loudspeaker showing my new design;

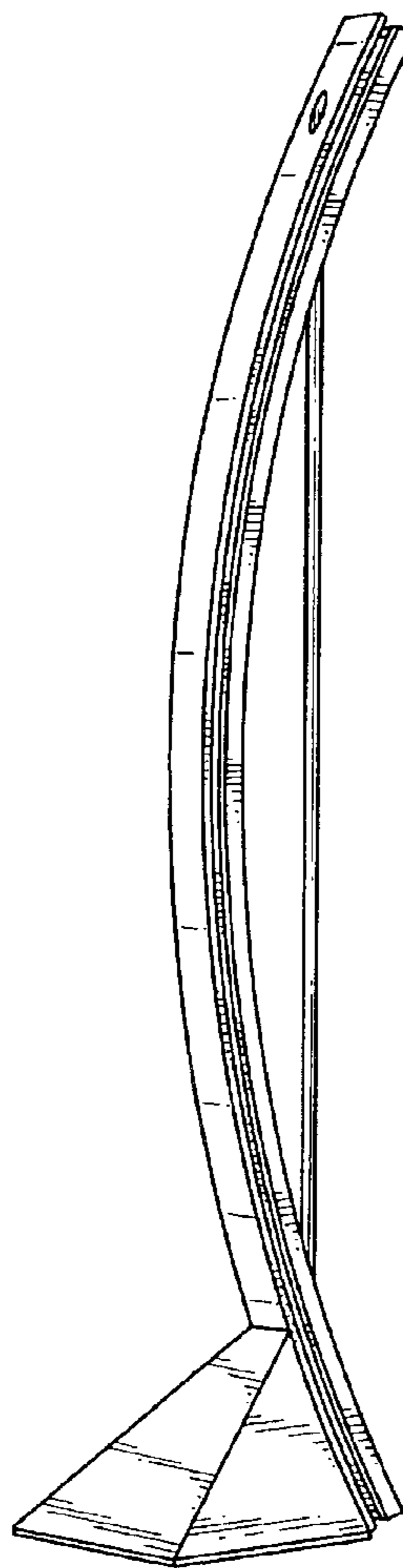
FIG. 2 is a side elevational view, the opposite side being a mirror image thereof;

FIG. 3 is a front elevational view thereof;

FIG. 4 is a top plan view thereof; and,

FIG. 5 is a rear elevational view thereof.

1 Claim, 5 Drawing Sheets



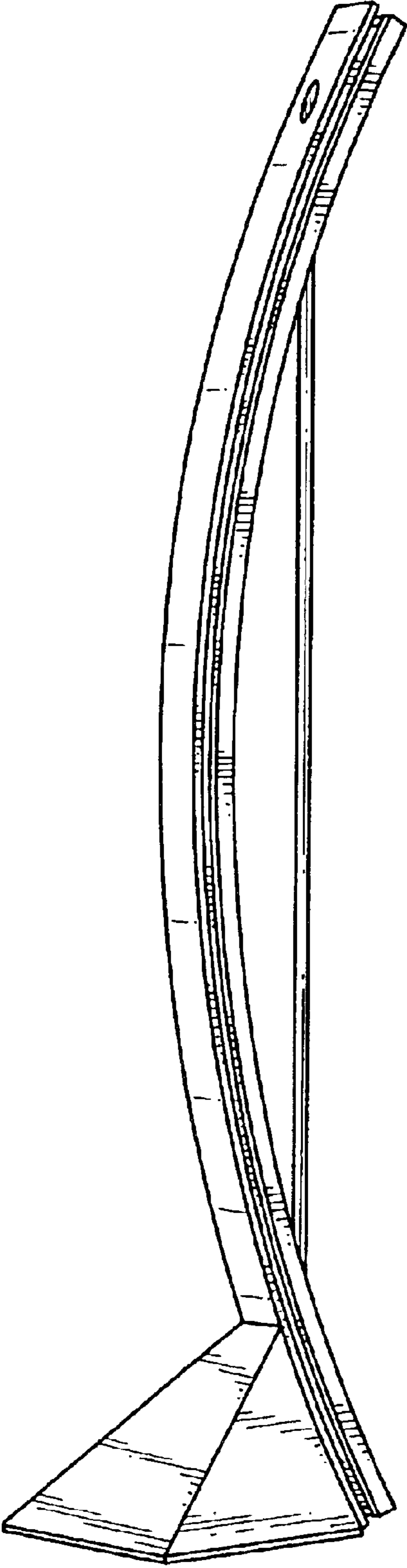


FIG.1

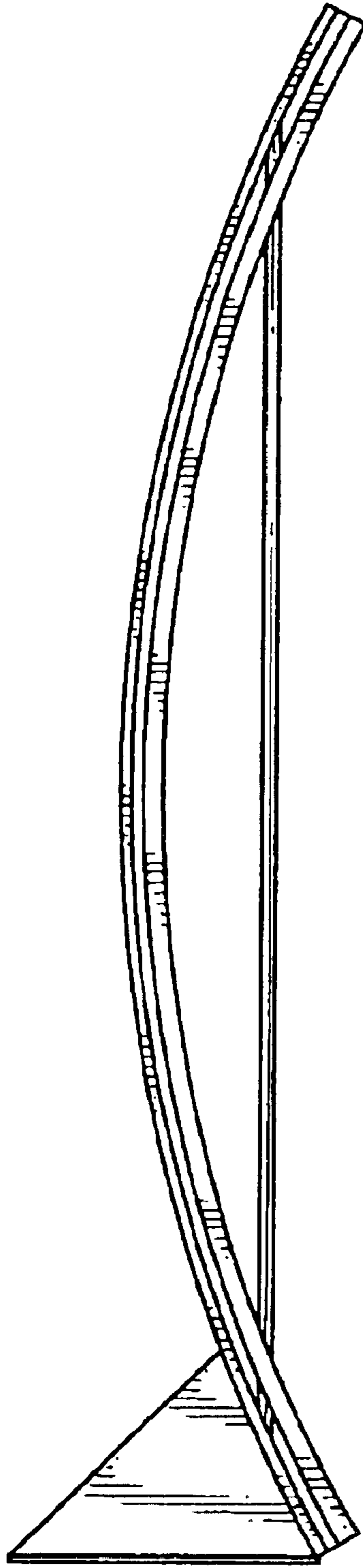


FIG.2

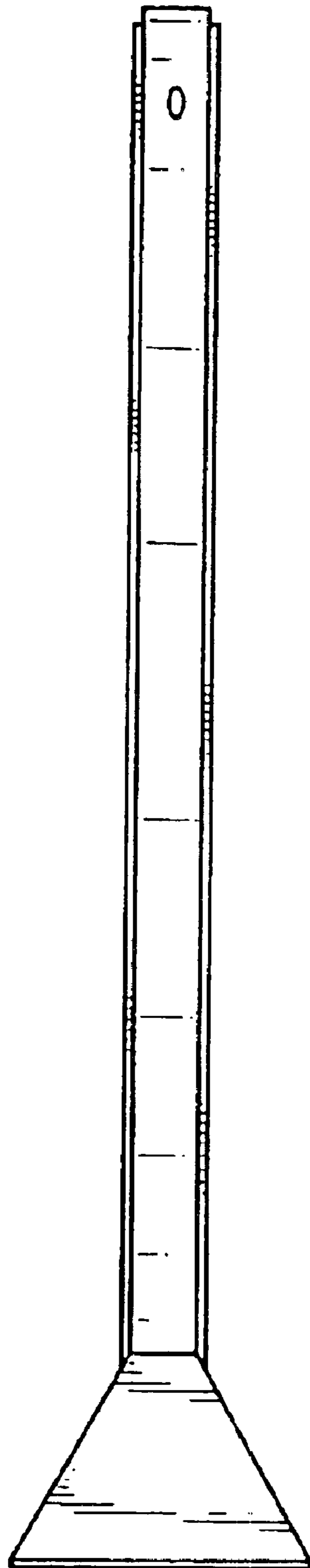


FIG.3

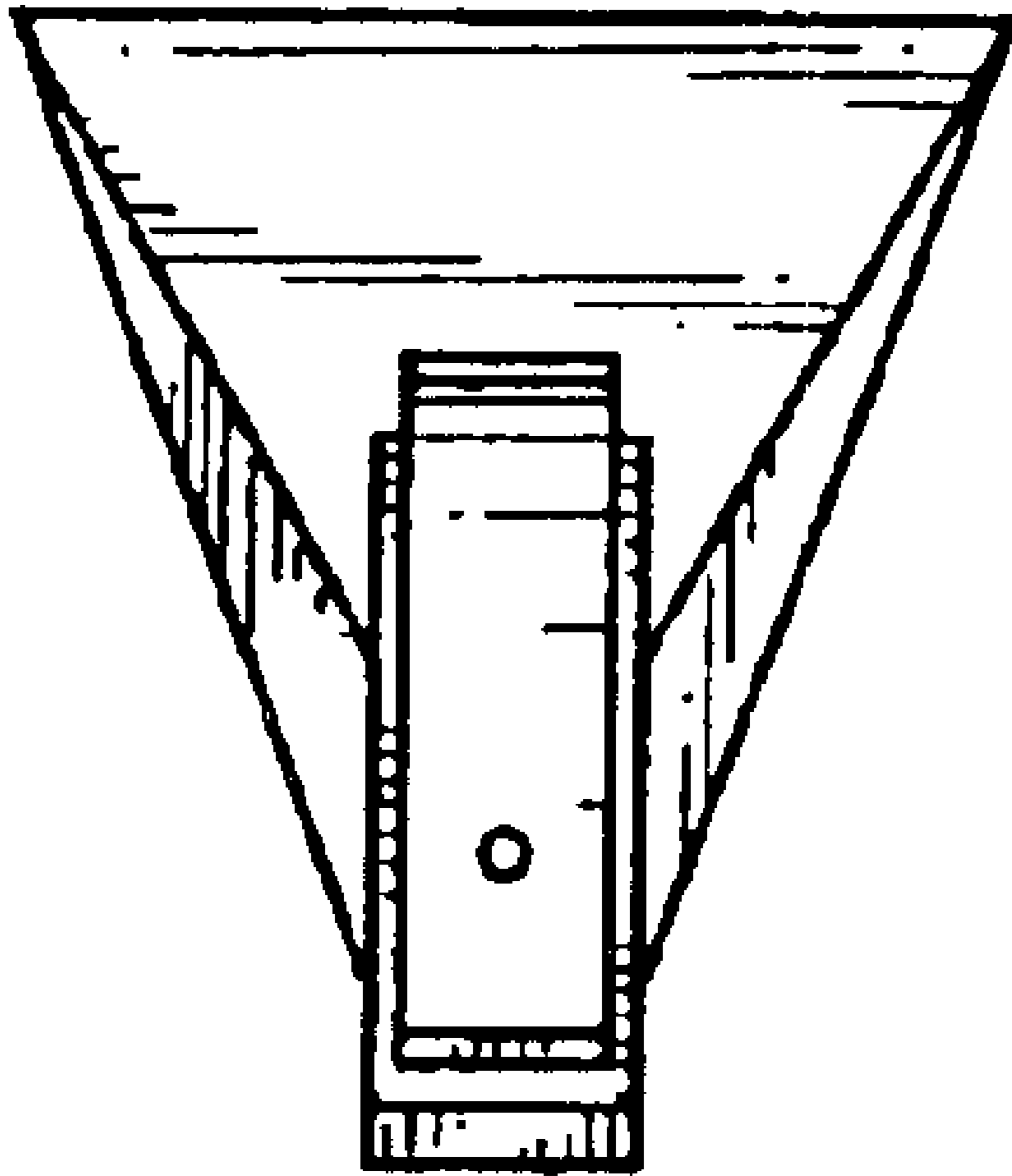


FIG. 4

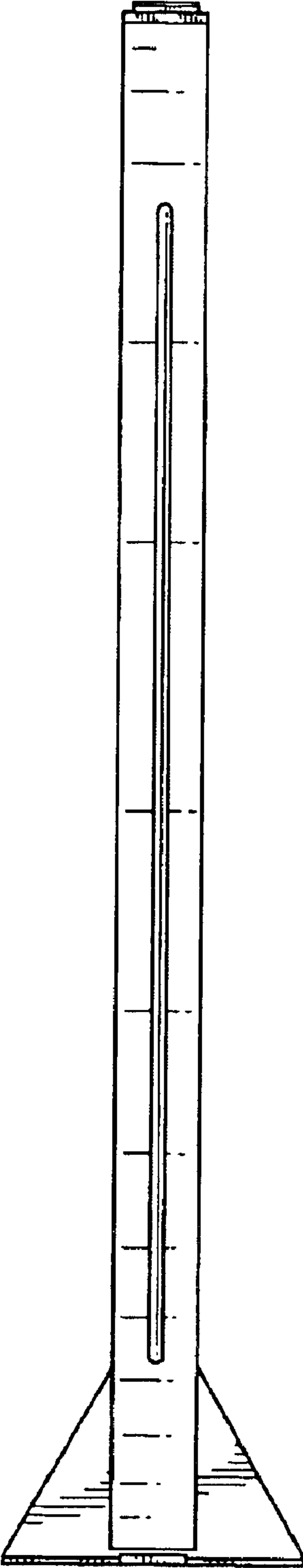


FIG.5