



US00D498738S

(12) **United States Design Patent** (10) **Patent No.:** **US D498,738 S**  
**Matsuoka** (45) **Date of Patent:** **\*\* Nov. 23, 2004**

(54) **DISC PLAYER**

(75) Inventor: **Yoshimichi Matsuoka**, Tokyo (JP)

(73) Assignee: **Sony Corporation**, Tokyo (JP)

(\*\*) Term: **14 Years**

(21) Appl. No.: **29/189,139**

(22) Filed: **Aug. 29, 2003**

(51) **LOC (7) Cl.** ..... **14-01**

(52) **U.S. Cl.** ..... **D14/156**

(58) **Field of Search** ..... D14/135-136,  
D14/156-157, 160-165, 167-168, 192-198,  
496, 217; 455/347-351; 369/75.1, 75.2,  
77.1, 77.2

(56) **References Cited**

**U.S. PATENT DOCUMENTS**

D239,407 S	*	3/1976	Pole	.....	D14/136
D415,757 S	*	10/1999	Takahashi et al.	.....	D14/156
D431,544 S		10/2000	Kobayashi		
D451,080 S		11/2001	Kataoka		
D470,469 S		2/2003	Hirano		
D470,831 S	*	2/2003	Zeitman	.....	D14/156
D475,035 S		5/2003	Takagi		

**OTHER PUBLICATIONS**

Web page "sony style, D-EJ765" <http://www.sonyeurope.com/view.x?cat=12601&prod=31844&loc=eu>, 1 sheet, Sony e-Solutions Europe B.V. (Jun. 2003).

Web page "Rio Volt SP150 Digital Music CD Player" [http://www.sonicblue.com/shop/\\_templates/item\\_main.asp?model=91&cat=33](http://www.sonicblue.com/shop/_templates/item_main.asp?model=91&cat=33), 1 sheet, SONICblue (May 2003).

\* cited by examiner

*Primary Examiner*—Nanda Bondade

(74) *Attorney, Agent, or Firm*—Rader, Fishman & Grauer PLLC

(57) **CLAIM**

The ornamental design for a disc player, as shown and described.

**DESCRIPTION**

FIG. 1 is a perspective view of a disc player showing my new design;

FIG. 2 is a front elevational view thereof;

FIG. 3 is a rear elevational view thereof;

FIG. 4 is a left side elevational view thereof;

FIG. 5 is a right side elevational view thereof;

FIG. 6 is a top plan view thereof; and,

FIG. 7 is a bottom plan view thereof.

Portions of FIG. 3 that appear as broken lines are for illustrative purpose only and form no part of claimed design.

**1 Claim, 4 Drawing Sheets**

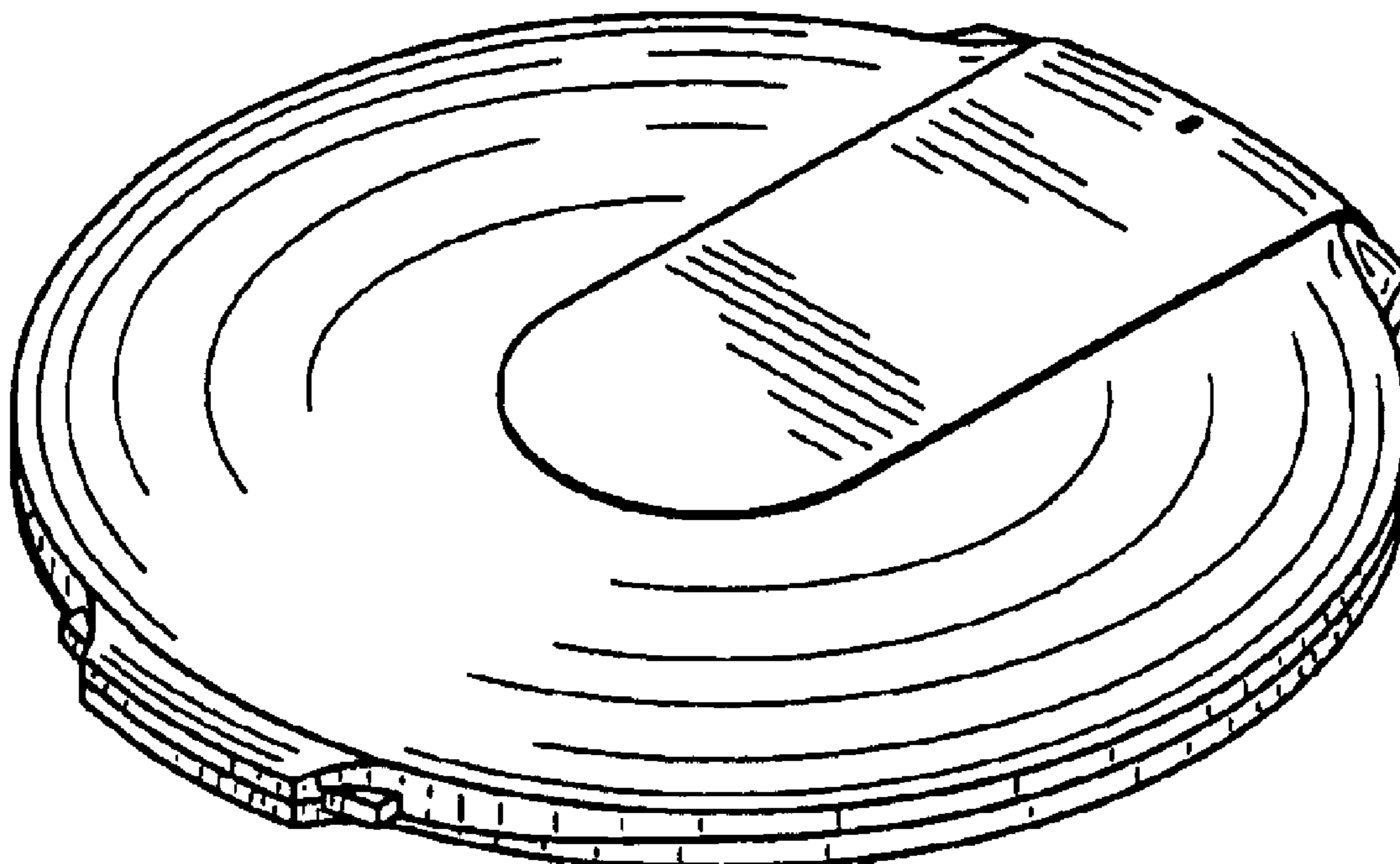


Fig. 1




Fig.2

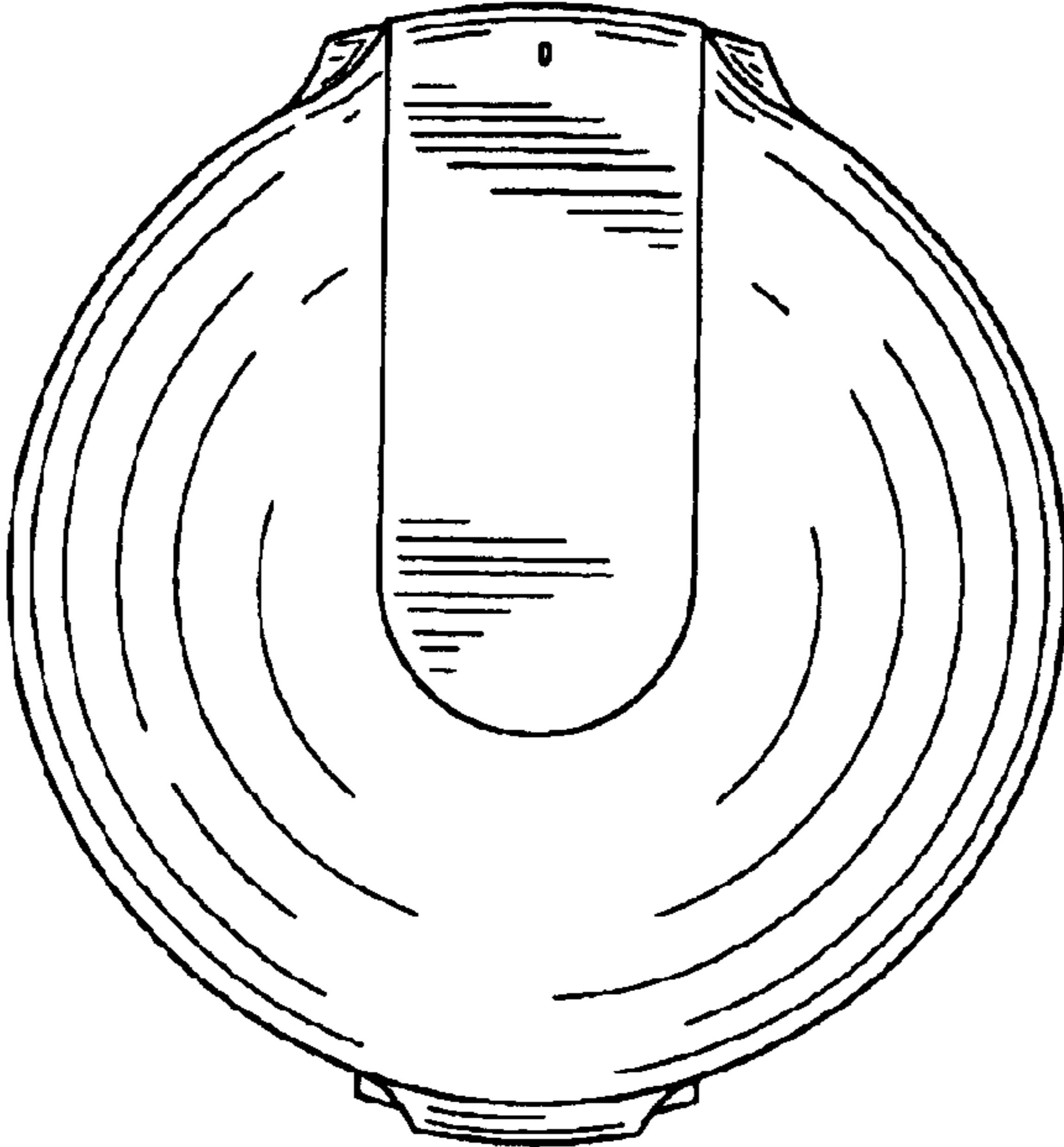


Fig.3

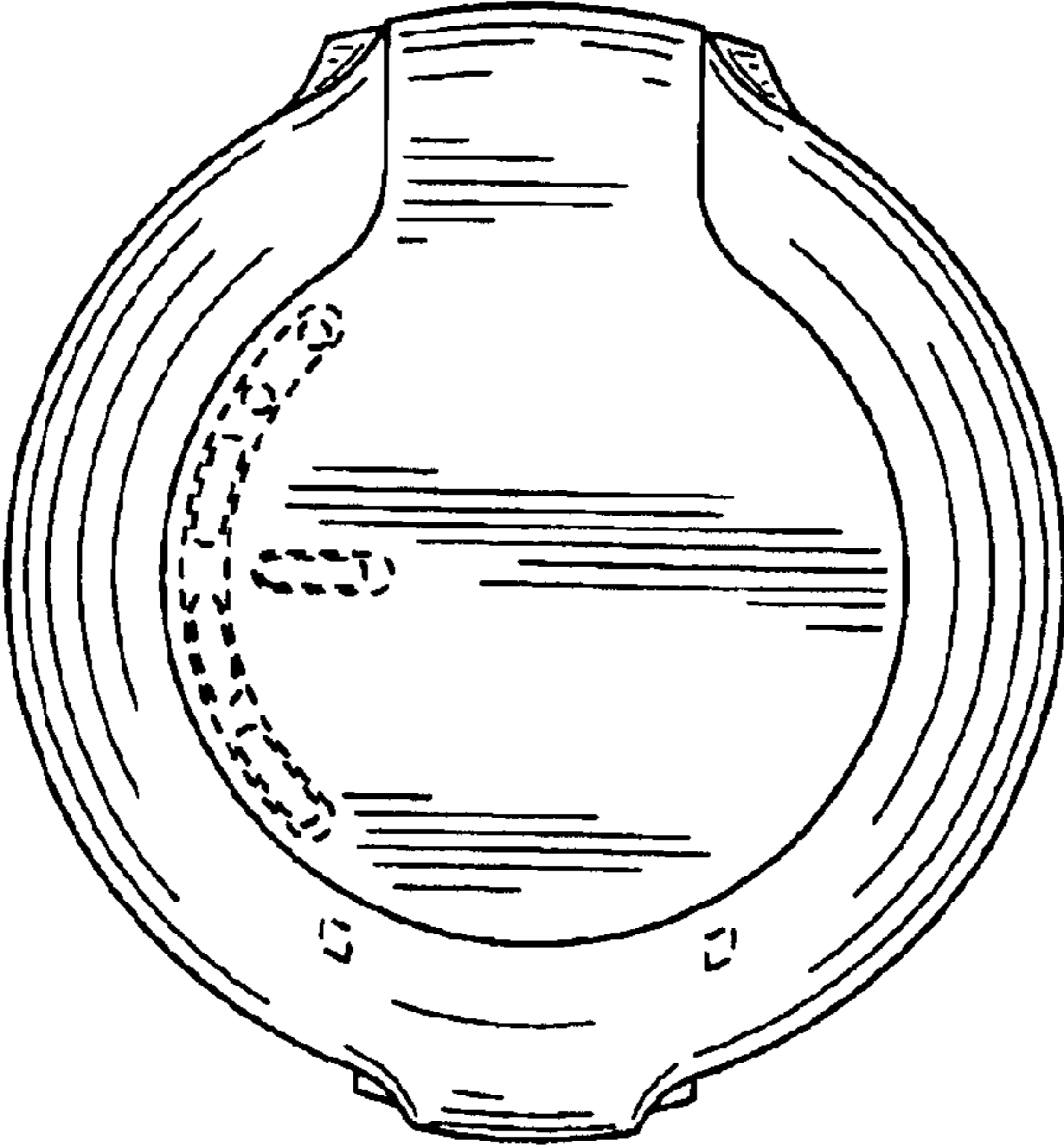


Fig.4



Fig.5



Fig.6

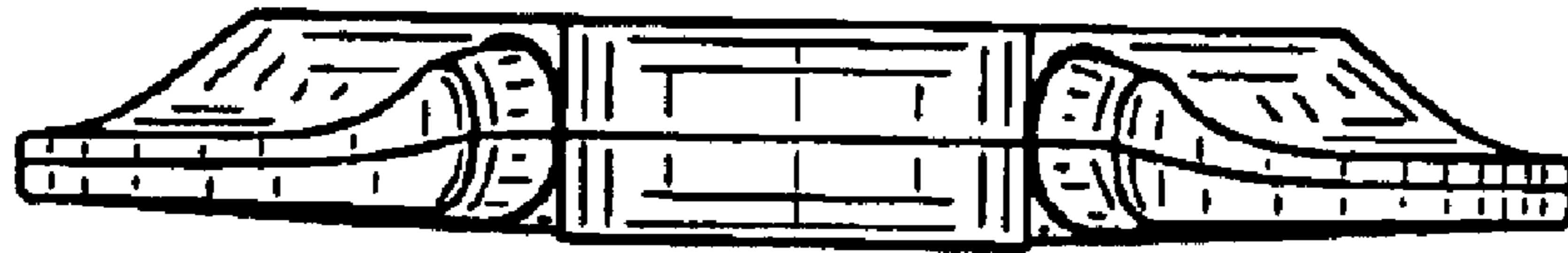


Fig.7

