

US00D498733S

(12) **United States Design Patent**
Majanen

(10) **Patent No.: US D498,733 S**

(45) **Date of Patent: ** Nov. 23, 2004**

(54) **HANDSET**

(75) **Inventor: Pekka Majanen, Littoinen (FI)**

(73) **Assignee: Nokia Corporation, Espoo (FI)**

(**) **Term: 14 Years**

(21) **Appl. No.: 29/177,581**

(22) **Filed: Mar. 13, 2003**

(30) **Foreign Application Priority Data**

Sep. 13, 2002 (FI) M20020557

(51) **LOC (7) Cl. 14-03**

(52) **U.S. Cl. D14/138**

(58) **Field of Search** D14/137, 138,
D14/218, 147-148, 247-248, 144, 341-347;
379/433.01-433.13, 419, 434, 428.01-428.04,
420.01-420.04, 440; 455/550.1-90.3; D21/517;
D13/168; D18/2, 7; 345/168, 169

(56) **References Cited**

U.S. PATENT DOCUMENTS

6,006,074 A	*	12/1999	De Larminat et al. ...	455/575.1
D425,057 S	*	5/2000	Finkbeiner	D14/138
D434,016 S	*	11/2000	Hunt	D14/138
D436,583 S	*	1/2001	Newby et al.	D14/138
D439,230 S	*	3/2001	Braxton et al.	D14/138
D440,951 S	*	4/2001	Kolinen	D14/138
D445,102 S	*	7/2001	Lai	D14/138
D448,355 S	*	9/2001	Higashi et al.	D14/138
D450,671 S	*	11/2001	Langford et al.	D14/138
D453,150 S	*	1/2002	Murray	D14/138
D456,375 S	*	4/2002	Vuolteenaho et al.	D14/138
D459,324 S	*	6/2002	Ahlgren	D14/138
D459,328 S	*	6/2002	Kurimoto	D14/138
D461,174 S	*	8/2002	Ruohonen	D14/138
D470,117 S	*	2/2003	Langford	D14/138
D474,166 S	*	5/2003	Burns et al.	D14/138
D474,167 S	*	5/2003	Lee et al.	D14/138

D476,300 S	*	6/2003	Pottie et al.	D14/138
D479,216 S	*	9/2003	Ho-Cheun et al.	D14/138
D479,515 S	*	9/2003	Seo	D14/138
D480,057 S	*	9/2003	Ho-Cheun et al.	D14/138
D481,690 S	*	11/2003	Salmi	D14/138
D481,691 S	*	11/2003	Vuolteenaho	D14/138
D484,108 S		12/2003	Majanen	

FOREIGN PATENT DOCUMENTS

WO	DM/050 016	2/2000
WO	DM/059 823	6/2002
WO	DM/061 258	10/2002
WO	DM/061 281	10/2002
WO	DM/061 828	12/2002

OTHER PUBLICATIONS

Japanese Design Reg. No. 1190305, Application No. 2002-24750 filed in the Japanese Patent Office on Mar. 11, 2002.

* cited by examiner

Primary Examiner—Jeffrey Asch

(74) *Attorney, Agent, or Firm*—Banner & Witcoff, Ltd.

(57) **CLAIM**

The ornamental design for a handset, as shown and described.

DESCRIPTION

FIG. 1 is a bottom plan view of a handset showing my new design;

FIG. 2 is a right side view thereof;

FIG. 3 is a front view thereof;

FIG. 4 is a left side view thereof;

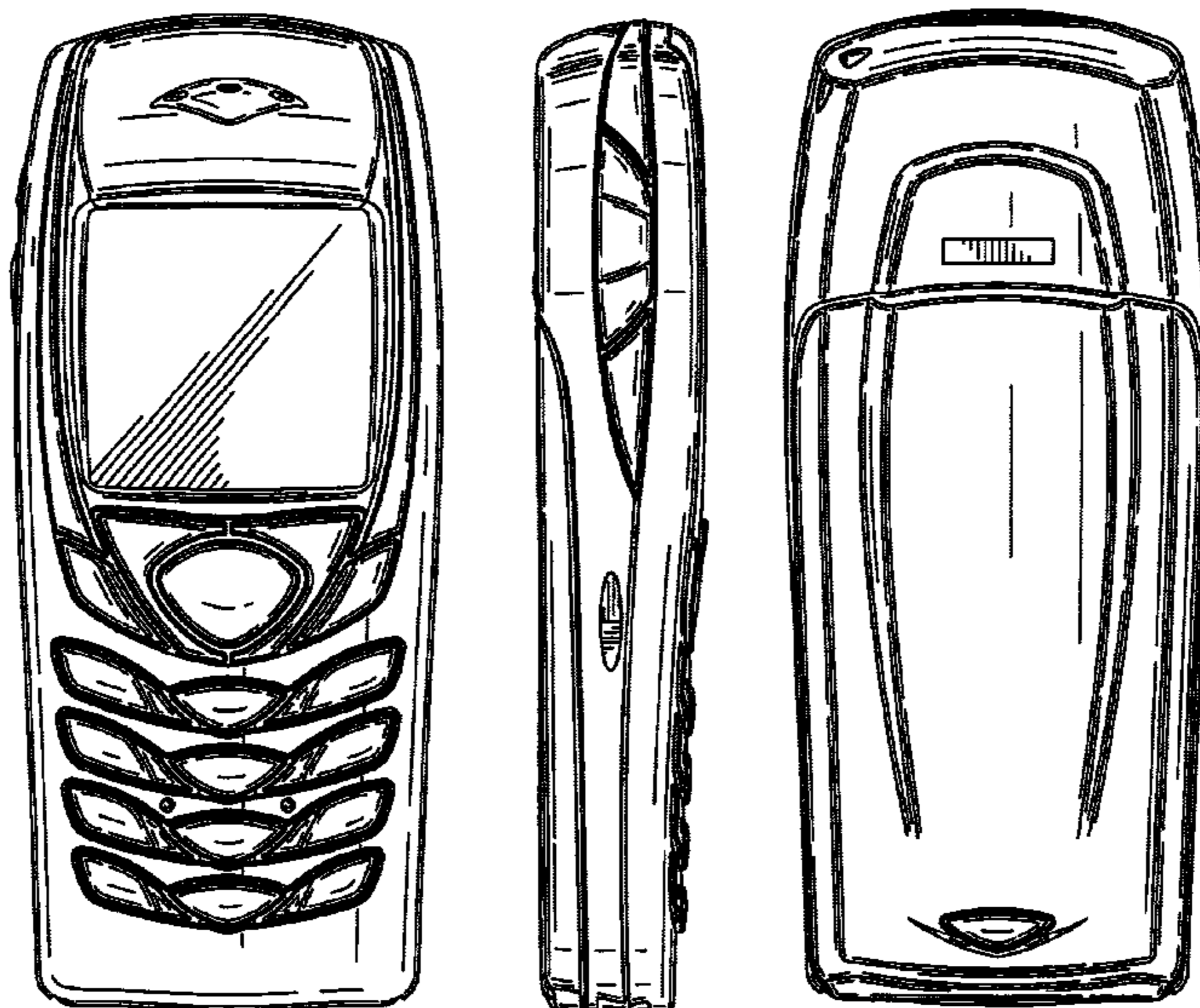
FIG. 5 is a top plan view thereof;

FIG. 6 is a rear view thereof;

FIG. 7 is a perspective front view thereof; and,

FIG. 8 is a perspective rear view thereof.

1 Claim, 4 Drawing Sheets



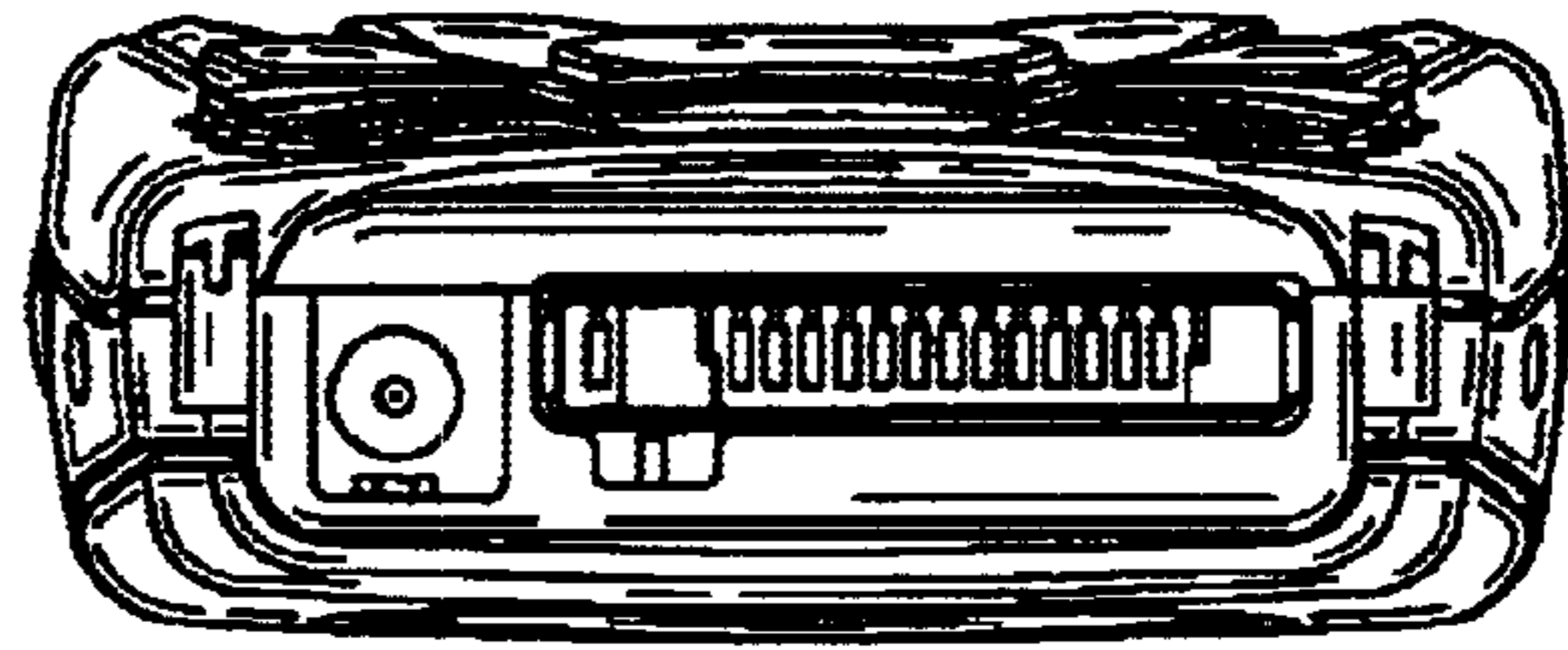


FIG. 1



FIG. 2

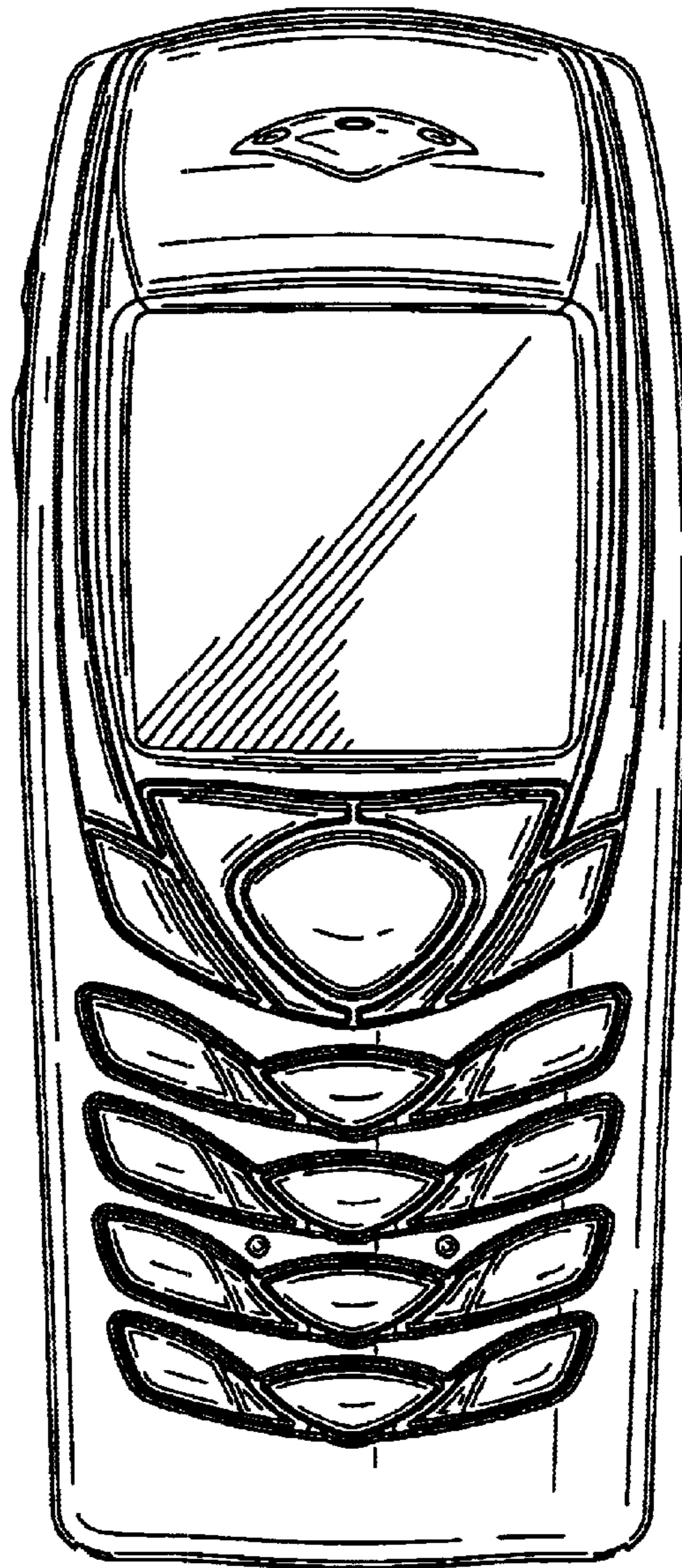


FIG. 3



FIG. 4

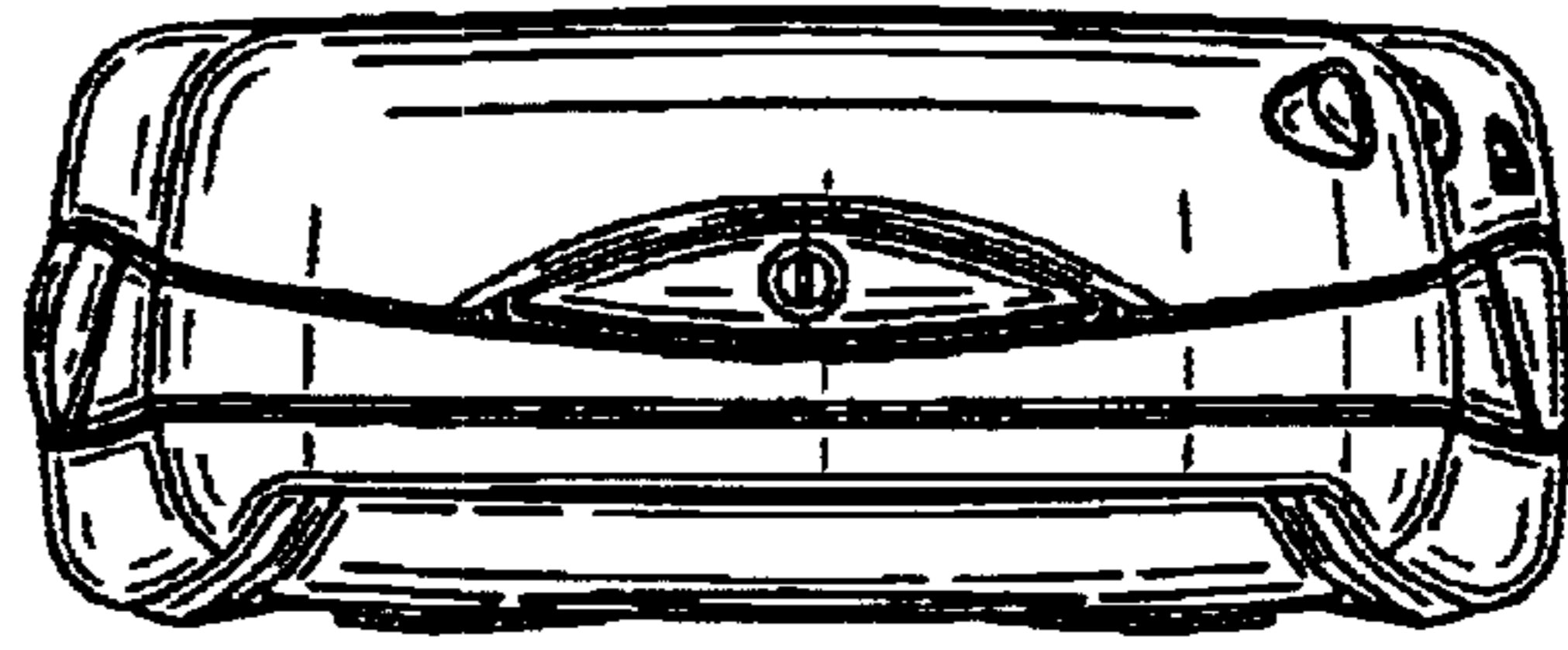


FIG. 5

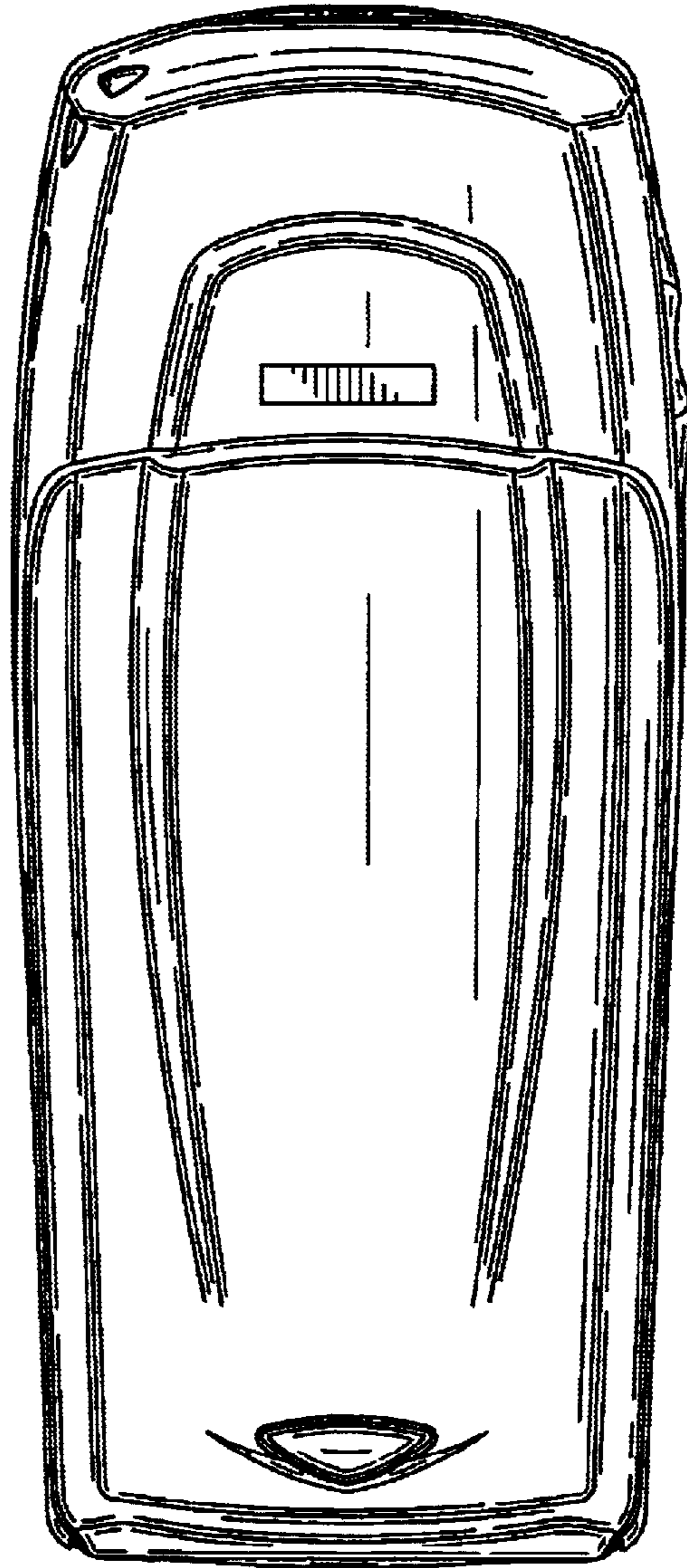


FIG. 6

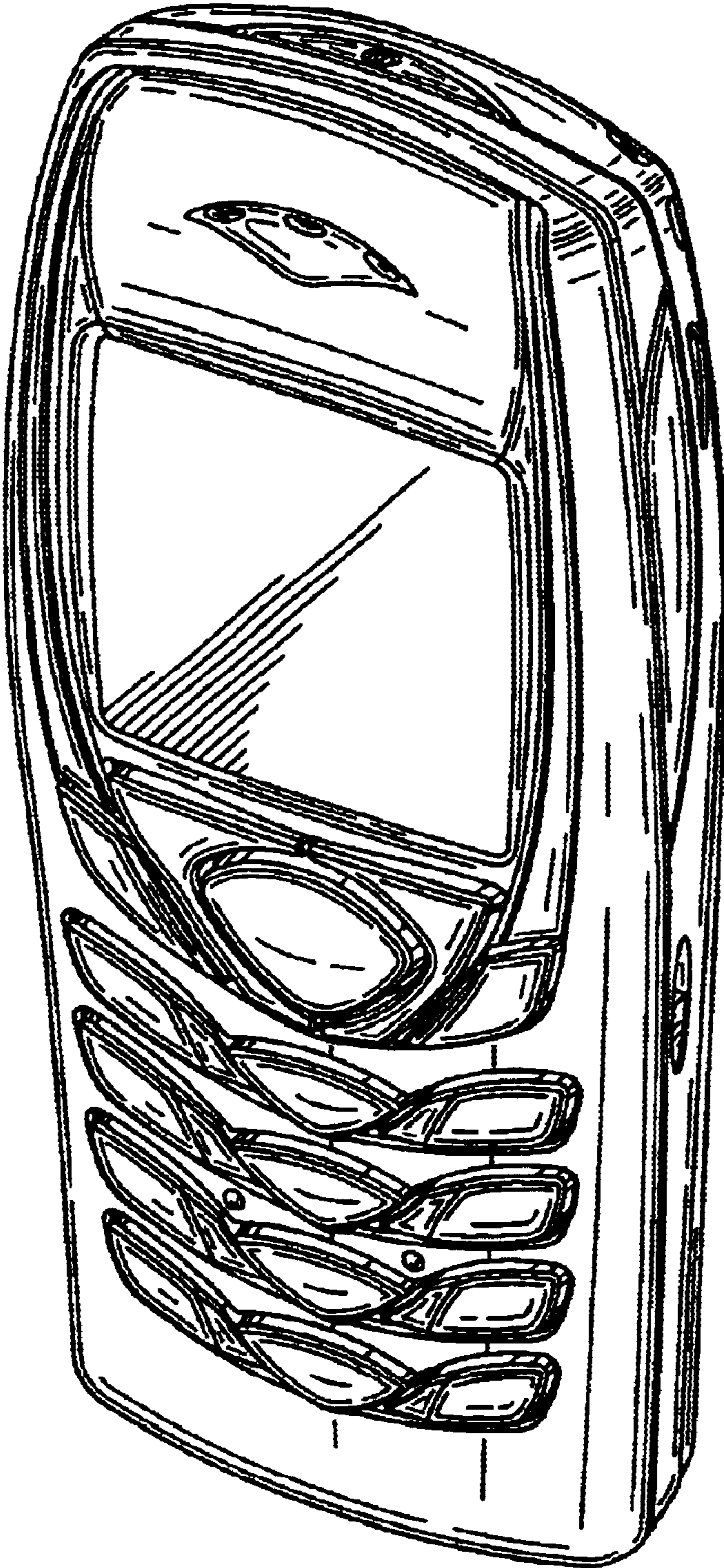


FIG. 7

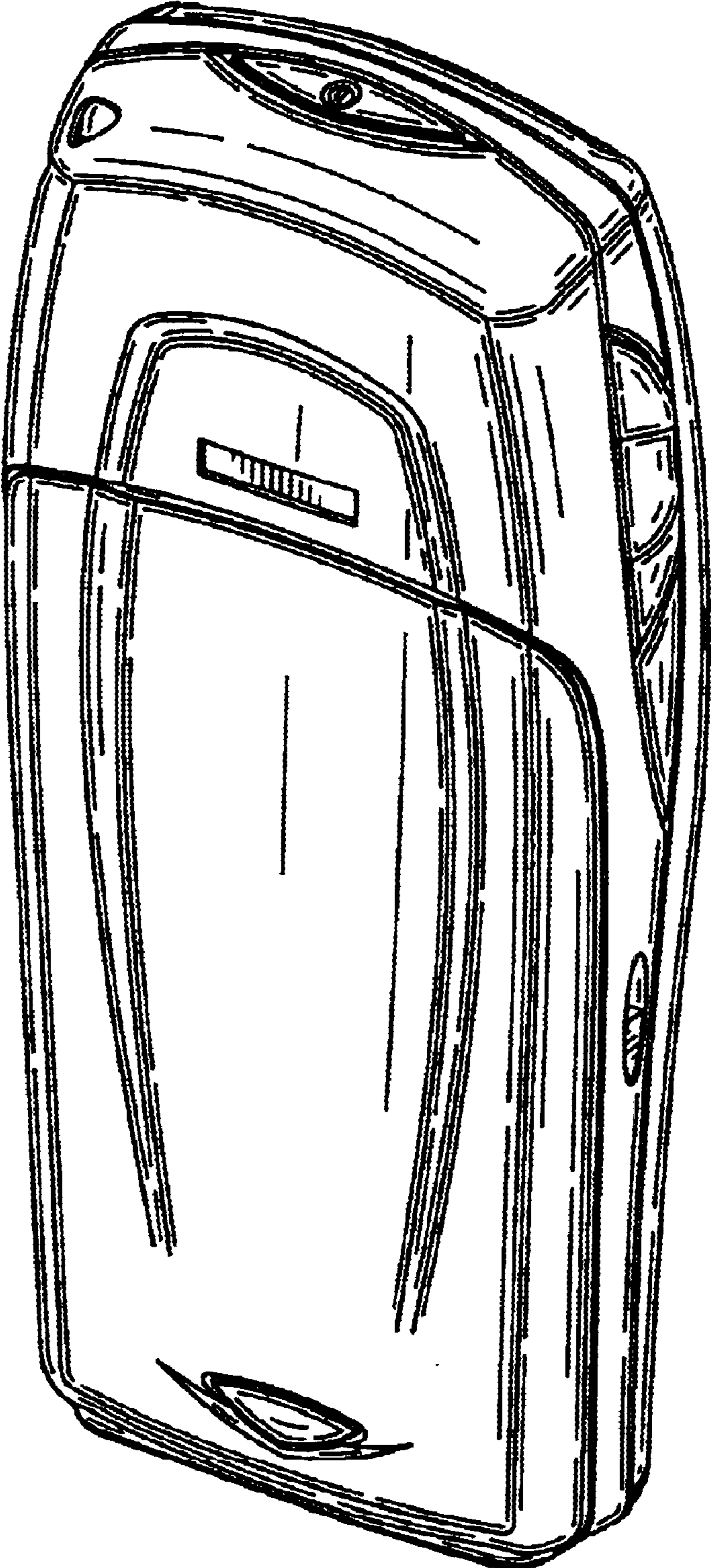


FIG. 8