

US00D498722S

(12) **United States Design Patent**
Smith et al.

(10) **Patent No.:** **US D498,722 S**

(45) **Date of Patent:** **** Nov. 23, 2004**

(54) **WHEEL**

(75) Inventors: **Bernard Smith**, Livermore, CA (US);
Kirk A. Hoepfner, Concord, CA (US)

(73) Assignee: **Pacific Coast Wheel Factory, Inc.**,
Danville, CA (US)

(**) Term: **14 Years**

(21) Appl. No.: **29/200,929**

(22) Filed: **Mar. 4, 2004**

(51) **LOC (7) Cl.** **12-16**

(52) **U.S. Cl.** **D12/205**

(58) **Field of Search** D12/204-213;
301/37.101, 64.101, 65

(56) **References Cited**

U.S. PATENT DOCUMENTS

1,486,895 A * 3/1924 Hubbard 301/56

D232,631 S * 9/1974 Siroonian D12/205
D267,167 S * 12/1982 Suzuki et al. D12/205
D281,062 S * 10/1985 Hess D12/205
D458,202 S * 6/2002 Passarotto D12/205
D462,042 S * 8/2002 Bernardi D12/205

* cited by examiner

Primary Examiner—Stacia Cadmus

(74) *Attorney, Agent, or Firm*—Blakely, Sokoloff, Taylor &
Zafman, LLP; Stephen M. De Klerk

(57) **CLAIM**

The ornamental design for a wheel, as shown and described.

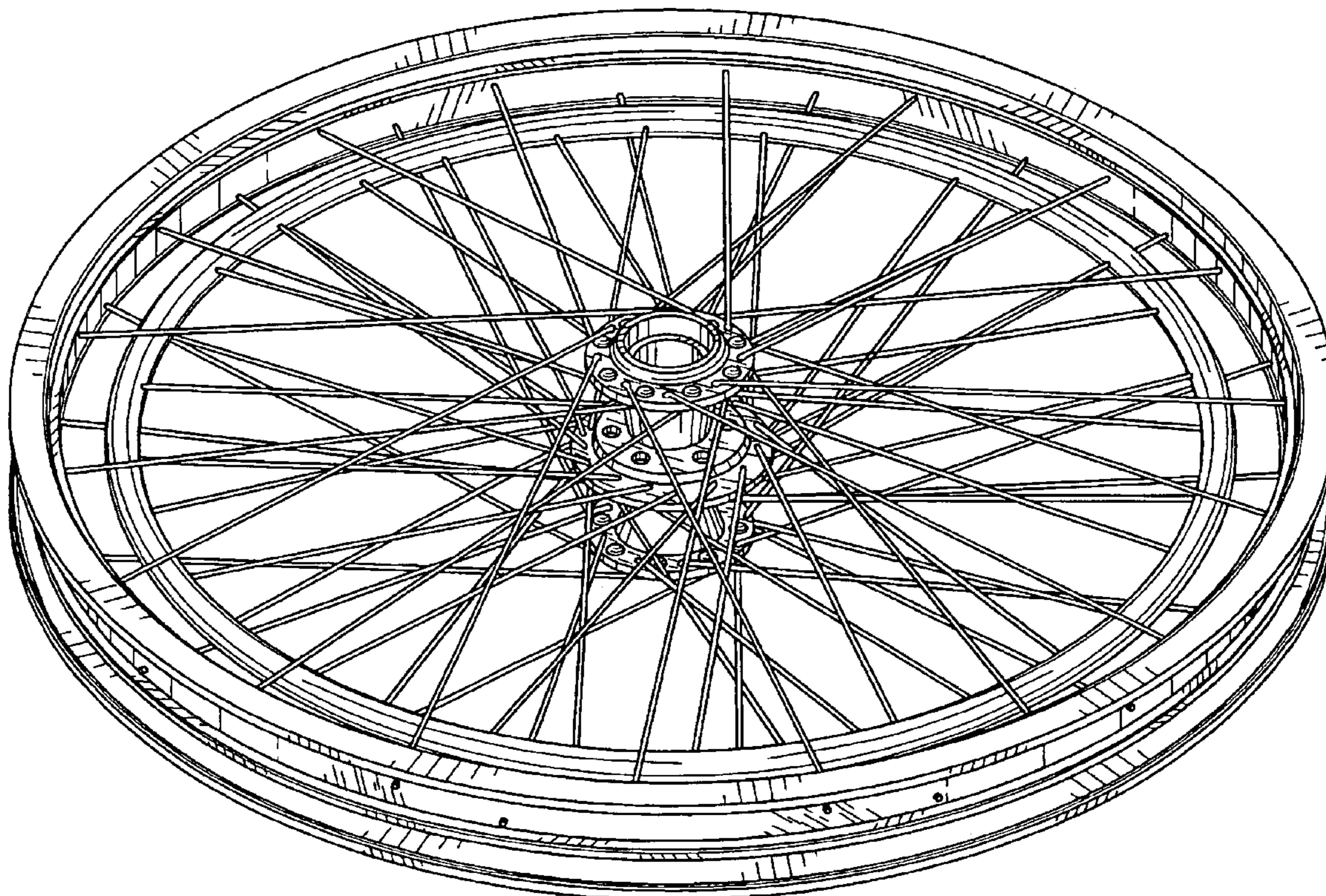
DESCRIPTION

FIG. 1 is a perspective view of a wheel, showing our new design;

FIG. 2 is a side view thereof; and,

FIG. 3 is an end view thereof.

1 Claim, 3 Drawing Sheets



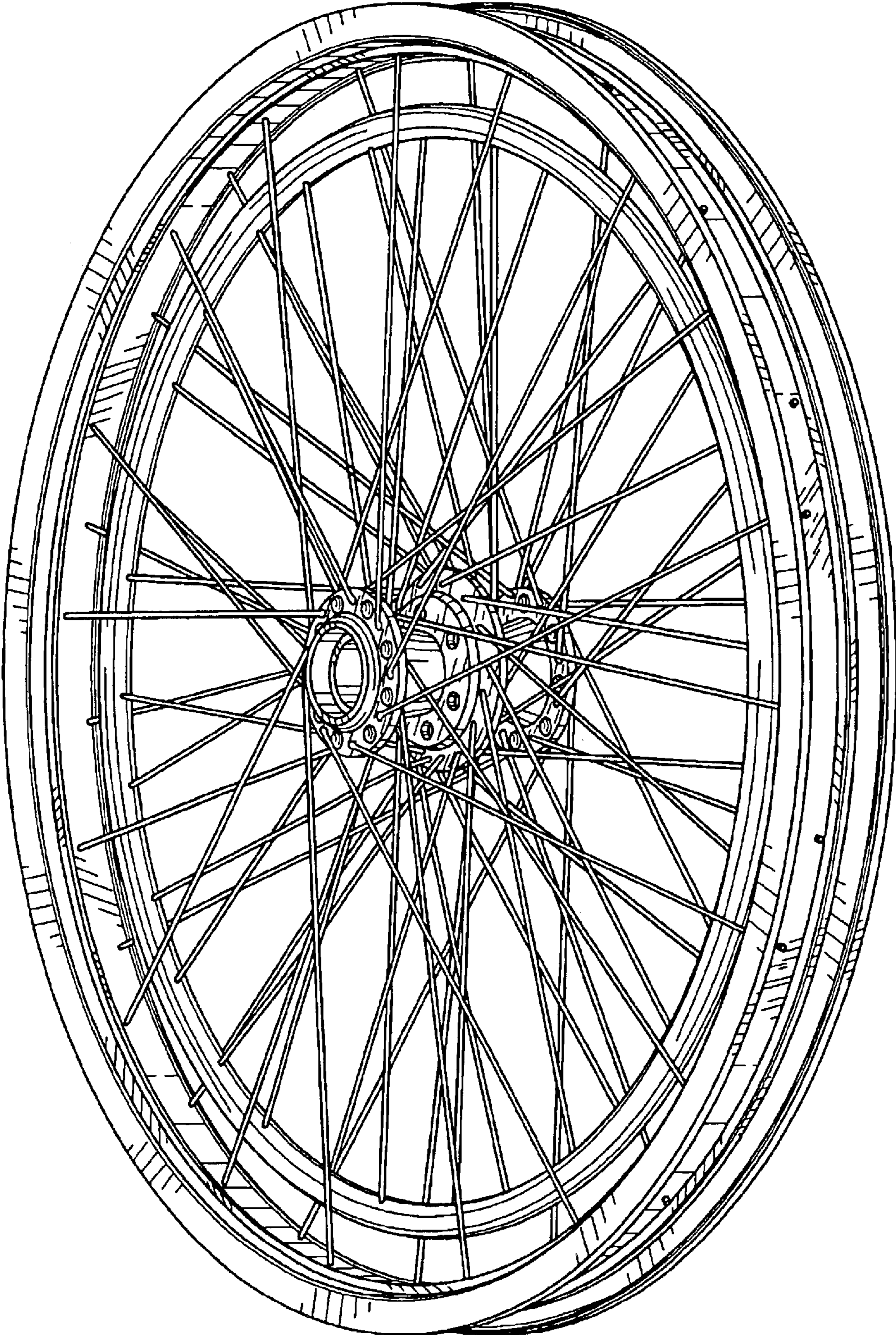


FIG. 1

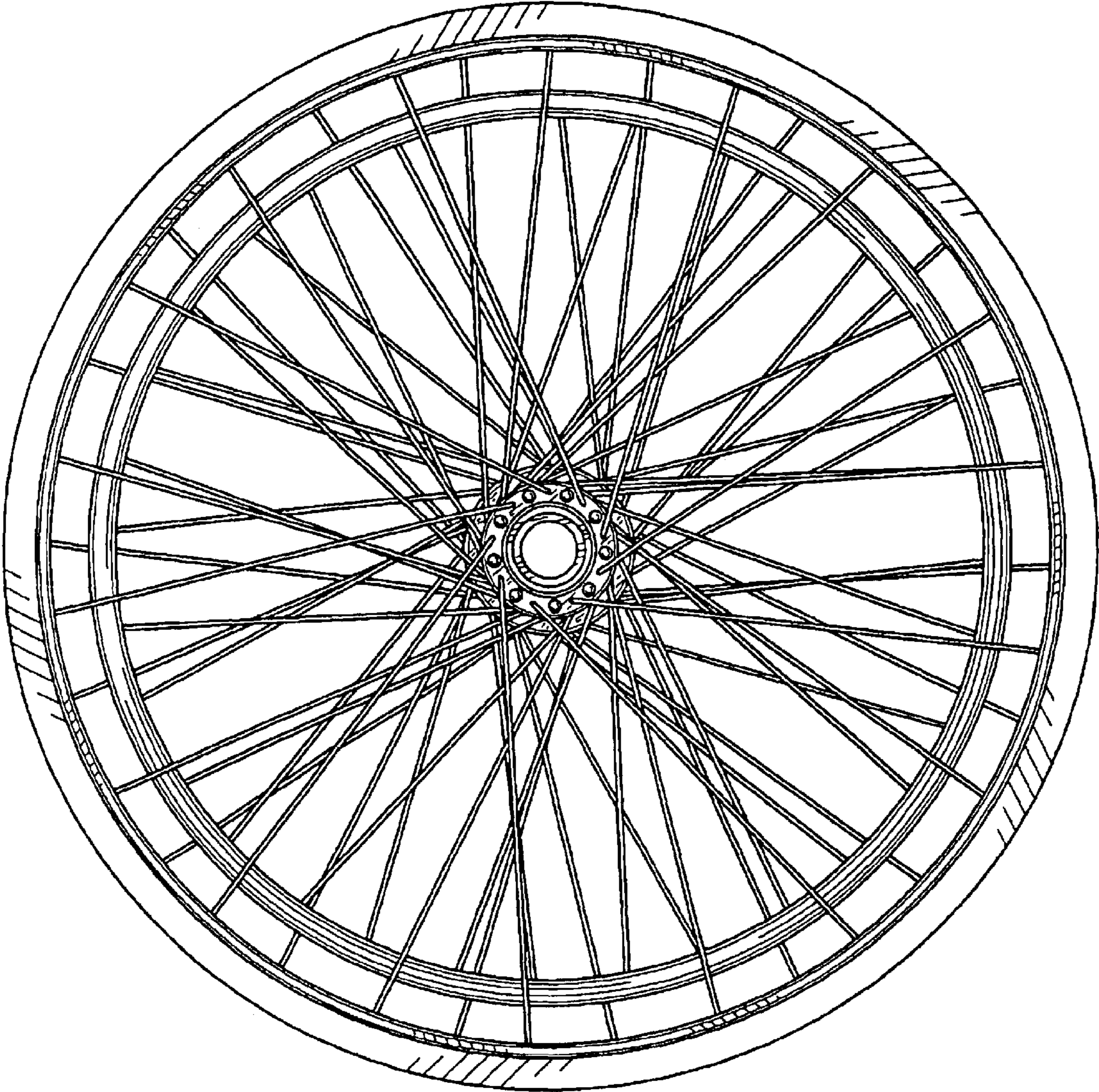


FIG. 2

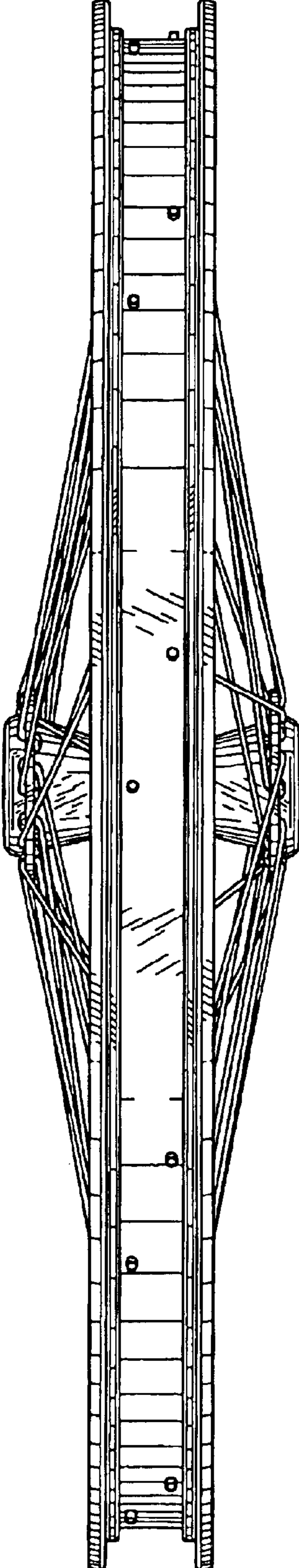


FIG. 3